

Survey Process

As part of the planning process to consider development options for Saint Paul's Quadrant, Abt Associates, as part of the Goody Clancy planning team, developed and analyzed a survey of Tidewater Gardens' heads of households in October 2006. The planning team met with the Tidewater Gardens Resident Association leadership and members in July 2006 to discuss the strategy for administering the survey and the content. Prior to releasing the survey, the planning team prepared a draft and submitted it to the resident leadership, Norfolk Redevelopment and Housing Authority (NRHA), and the City of Norfolk for review. NRHA staff administered the survey in October 2006.

The Goody Clancy planning team will use the results from this survey to inform the master plan for the St. Paul's Quadrant.

Household Characteristics

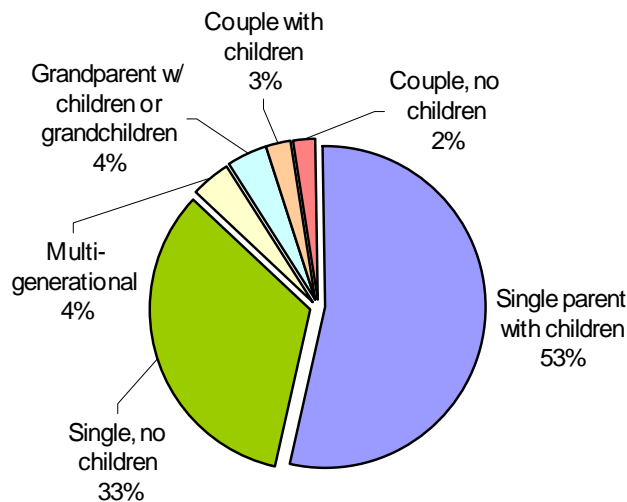
The majority of households in Tidewater Gardens¹ have lived in the community for at least six years (57 percent). Eighty-six percent of heads of household are single individuals and the majority of all households (53 percent) are single parents with children.

Sixty-six percent of households are multi-person households; and of those households 76 percent have children 18 or younger.

Thirty percent of all households contain at least one individual with a physical disability or handicap. The average household size is 2.3 persons.

The response rate for this survey is 84 percent, 502 out of 600 households in Tidewater Gardens!

Figure 1 – Household Composition



Employment and Education

The majority of heads of households in Tidewater Gardens are not employed (54 percent); 66 percent of these households are elderly, retired or disabled. Of the able-bodied heads of households (non elderly, non disabled and non retired), 44 percent are unemployed.

Of the 230 heads of households who are employed, 61 percent are employed full-time (i.e. working at least 35 hours per week). The most common type

¹ Any references to households in Tidewater Gardens refer to the 502 households that completed the resident survey.

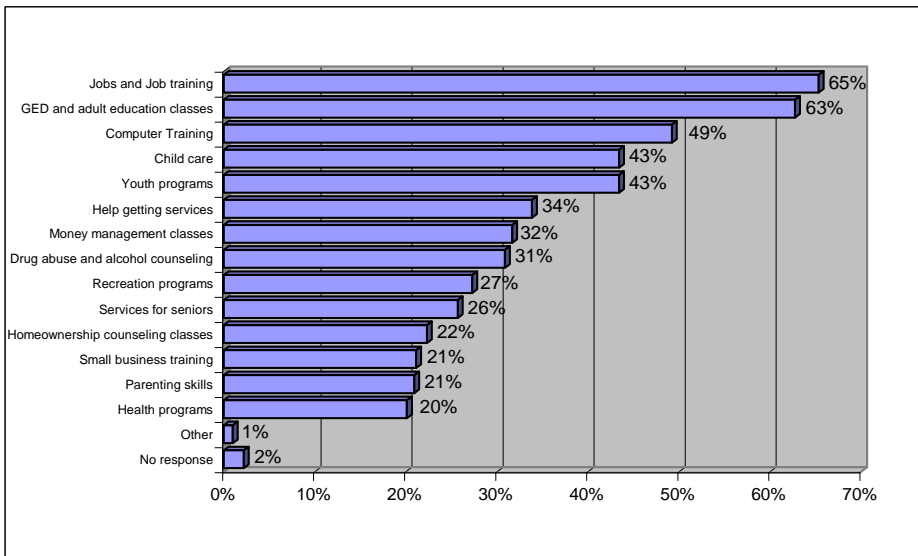
of job among employed heads of household is ‘food services.’

Thirty-three percent of heads of household stated that their highest level of educational attainment is a ‘High School Diploma or GED’ and 11 percent either completed some college courses or have a college degree. Only 11 percent of heads of households are currently enrolled in school or a job-training program. The training or career advancement skills that households would most like to see made available to residents are GED courses (56 percent), computer training (52 percent), and vocational training (48 percent).

Supportive Services

The two most common supportive services currently being used by households in Tidewater Gardens are food stamps (28 percent) and Medicaid (14 percent). The services that households felt they could most benefit from are jobs and job training (65 percent), GED and adult education classes (63 percent), computer training (49 percent), childcare (43 percent), and youth programs (43 percent).

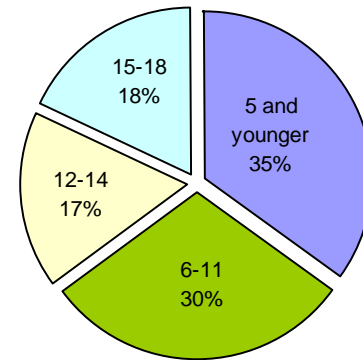
Figure 2 – Services households could benefit from right now



Children and Youth

285 households (58 percent) have at least one child who is 18 or younger. Sixty-five percent of these households have one or two children, with the approximate total number of children being 638. Thirty-five percent of households with children

Figure 3 – Distribution of Children in Households by Age (at least 1 of that age group in the household)



have children that are 5 or younger. Of the households with children 5 or younger, 25 percent have currently enrolled their children in childcare or after-school programs.

Tidewater Park Elementary School is the school most used by households in Tidewater Garden (47 percent), followed by Ruffner Academy (27 percent) and Booker T. Washington High School (24 percent). Both safe sex and birth control education and after school programs were identified by 44 percent of households as being the services and programs most needed by youth in the community. Drug prevention programs, job training programs and youth mentoring followed with 41 percent each.

Economic Development

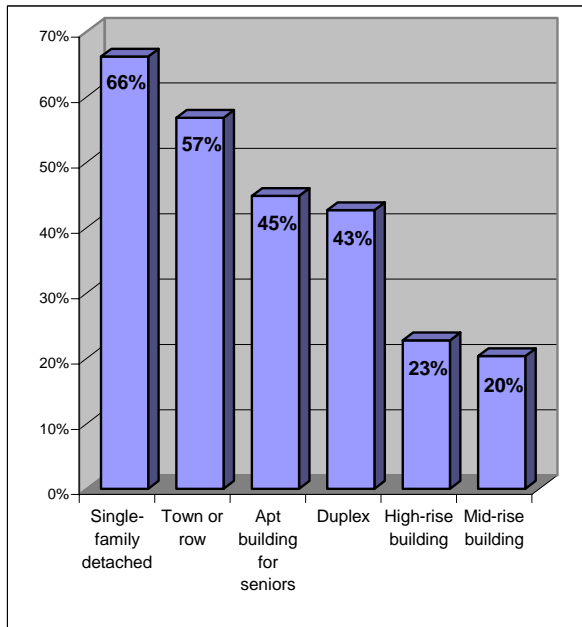
A majority of the households (58 percent) have at least one individual who is interested in starting a business. The businesses these individuals would most like to operate include beauty salons/barber

shops, childcare or youth services, food services (restaurant/catering), and cleaning/janitorial services. The businesses that households identified as the most needed in the neighborhood are large retailers (72 percent), a grocery store/supermarket

(71 percent), a drug store (68 percent), and a laundromat/dry cleaner (67 percent).

Sixty-six percent of households are interested in owning a home. Of those heads of household, 41 percent would like to buy a home in the Tidewater Gardens neighborhood.

Figure 4 – Type of New Housing



Site and Unit Design

Households stated that the elements of Tidewater Gardens current design that they least like are inadequate parking (50 percent), that the units are too small (42 percent), pedestrian safety when crossing the street (35 percent), and that the buildings all look the same (35 percent). For the future development that may be built in St. Paul’s Quadrant, the types of housing that are preferred by a majority of households are single-family detached homes (66 percent) and town or row houses (57 percent). Forty-five percent of heads of households would prefer a secure apartment building for seniors.

The outdoor facilities that households would most like to see included in the new development are private front or backyards (72 percent) and playgrounds with slides, swings, and climbing structures for children (71 percent). Thirty percent of households own at least one car.

Relocation Preference

If Tidewater Gardens undergoes a major redevelopment, it may be necessary to relocate residents. Current residents are entitled to be relocated into other housing. NRHA will offer relocation assistance for relocated households and pay all moving costs. NRHA will also make sure that each household pays no more than 30% of their income for housing, the same rules that apply to their rent now. Forty-eight percent of households surveyed said, if relocated, they would prefer to receive a Section 8 voucher and rent from a private landlord. Twenty-five percent need more information before they can state a preference. In addition, forty-four percent of households stated that they would like to return to the St. Paul’s Quadrant after new housing has been built, while 32 percent need more information and 22 percent would not want to return.

Figure 5 - Relocation Preference

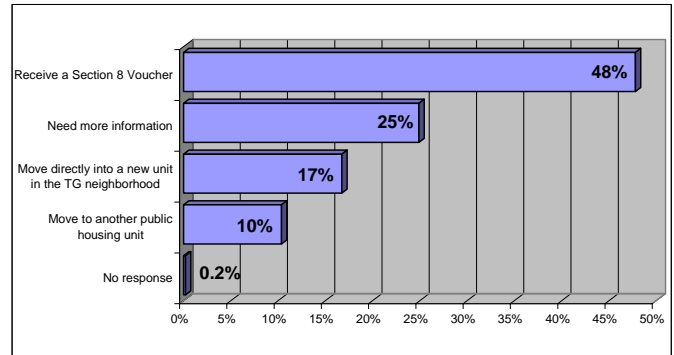


Table 1
St. Paul's Quadrant - Tidewater Gardens

Preliminary Results -- Resident Needs Assessment Survey (October 2006)

	TOTAL N= 502	
General/Demographic Information and Household Composition		
1. How long have you lived at Tidewater Gardens?		
Less than one year	50	10%
1-5 years	167	33%
6-10 years	88	18%
More than 10 years	197	39%
Total	502	100%
2. How would you describe your household composition?		
Single parent with children	268	53%
Single, no children	168	33%
Multi-generational	22	4%
Grandparent with children and/or grandchildren	20	4%
Couple with children	13	3%
Couple, no children	11	2%
Total	502	100%
3. How many people live in your home?		
I live with other people	333	66%
I live alone	169	34%
Total	502	100%
<i>Average number of other people in household</i>	2.3	
3a. If you do live with other people, how would you describe the people who are living with you? <i>[Responses column represents the number of households that had at least 1 of that type of person in the household.]</i>	(n=333)	
Son(s)/Daughter(s) 18 or younger	254	76%
Adult son(s)/daughter(s) 19 and older	53	16%
Grandchild(ren)	39	12%
Spouse	24	7%
Friend	0	0%
Other	6	2%
No response	11	3%
Total	387	
4. Does anyone in your household have a physical disability/handicap?		
Yes	149	30%
No	350	70%
No response	3	1%
Total	502	100%
5. What do you like most about living at Tidewater Gardens? <i>[Check all that apply]</i>		
I live near other family members	382	76%
Affordable	382	76%
Covenient location	289	58%
Close to public transportaion	254	51%
I like my neighbors	206	41%
Good access to support services and programs	178	35%
It is a safe environment	109	22%
There is nothing that I like in Tidewater Gardens	49	10%
Other	20	4%
Total	1869	

St. Paul's Quadrant - Tidewater Gardens

Preliminary Results -- Resident Needs Assessment Survey (October 2006)

	TOTAL N= 502	
Income, Employment and Education		
6. Are you currently employed?		
Yes	230	46%
No	269	54%
No response	3	1%
Total	502	100%
<i>Unemployed Heads of Household who are NON-elderly, NON-disabled and NOT retired</i>		
	119	44%
6a. If YES, are you currently employed full-time or part-time?	(n=230)	
Full-time (more than 35 hrs. per week)	140	61%
Part-time (less than 35hrs.per week)	85	37%
No response	5	2%
Total	230	100%
6b. If YES, what type of job do you have now?	(n=230)	
Food services	42	18%
Maintenance/janitorial	33	14%
Healthcare	31	13%
Clerical or administrative	17	7%
Hotel worker	16	7%
Retail	13	6%
Education	5	2%
Construction	4	2%
Technology (computer programming, etc.)	3	1%
Transportation (bus driver, taxi driver, etc.)	3	1%
Government	2	1%
Other	55	24%
No response	6	3%
Total	230	100%
7. What is your highest level of education attainment?		
No GED/High School diploma	265	53%
GED/High School diploma	167	33%
College courses, no degree	48	10%
College degree or higher	7	1%
No response	15	3%
Total	502	100%
8. Are you enrolled in school or job-training program currently?		
Yes	54	11%
No	427	85%
No response	21	4%
Total	502	100%
8a. If YES, where are you enrolled in school or job-training?		
Name of school:		
Name of job training program:		
Total		

St. Paul's Quadrant - Tidewater Gardens

Preliminary Results -- Resident Needs Assessment Survey (October 2006)

	TOTAL N= 502	
9. If you are <u>not working, not in school and not in a job-training program</u>, what are the things that make it difficult for you to do one of these? [Check all that apply]	(n=238)	
I am disabled and not able to work	85	36%
Nothing, I am elderly	59	25%
I have health problems	42	18%
I have small children at home who are not in school or childcare	29	12%
Nothing, I am retired	21	9%
I lack adequate transportation	20	8%
I need clothing that is appropriate for job interviews and for work	14	6%
I lack skills that are in demand	10	4%
I have a child/family member who is disabled	5	2%
Nothing, I don't want to work	0	0%
Other	25	11%
No response	3	1%
Total	313	
10. What type of job training or career advancement skills would you most like to see available to Tidewater Garden residents?		
GED/Adult Literacy Classes	283	56%
Computer training	260	52%
Vocational Training (nursing, teaching, medical assistant, construction)	242	48%
Training to help start a small business	202	40%
Financial Literacy	174	35%
Other	18	4%
No response	35	7%
Total	1214	
Supportive Services		
11. What social services (either on-site at Tidewater Gardens or in the neighborhood) do you use most often?		
<i>The services most used by households in Tidewater garden include: Food stamps (139), Medicaid (71), General Social Services (69), SSI (29), Case management (22), Child care/child support (17), TANF (14), and Food Banks (10).</i>		
12. What type of services do you think are the most important to have in Tidewater Gardens or in the neighborhood? [Check the FIVE that are most important]		
Jobs and Job training	328	65%
GED and adult education classes	315	63%
Computer Training	247	49%
Child care	218	43%
Youth programs (tutoring, mentoring, summer job programs, etc.)	218	43%
Help getting the services that I need (case management)	170	34%
Money management classes	159	32%
Drug abuse and alcohol counseling and prevention services	155	31%
Recreation programs for children and adults	137	27%
Services for seniors	129	26%
Homeownership counseling classes	112	22%
Small business training	106	21%
Parenting skills	105	21%
Health programs (nutrition, exercise, health screening and referrals)	101	20%
Other	5	1%
No response	11	2%
Total	2516	

St. Paul's Quadrant - Tidewater Gardens

Preliminary Results -- Resident Needs Assessment Survey (October 2006)

	TOTAL N= 502	
Homeownership		
13. Are you currently enrolled in an FSS program that includes and escrow account?		
Yes	50	10%
No	442	88%
No response	10	2%
Total	502	100%
14. Are you interested in owning your own home?		
Yes	330	66%
No	163	32%
No response	9	2%
Total	502	100%
14a. If you are interested in homeownership, in what neighborhood would you like to buy a home? (Check only one)	(n=330)	
In another Norfolk neighborhood	135	41%
On the Tidewater Garden site	61	18%
In a neighborhood near the Tidewater Garden site	49	15%
Other	83	25%
No response	2	1%
Total	330	100%
Children and Youth [Skip this entire section if you do not have any children in your household who are 18 or younger]		
<i>Approximate Number of households with children</i>	285	
<i>Approximate Number of children in Tidewater Gardens</i>	638	
15. How many children ages 18 or younger currently live in your home?	(n=285)	
1	91	32%
2	93	33%
3	61	21%
4 or more	40	14%
Total	285	100%
<i>Average number of children in a household with children</i>	2.2	
16. How many of these children fall within each of the following age groups? [Responses column represents the number of households with children that had at least 1 child in that age group in the household.]	(n=285)	
5 years old and younger	159	56%
6-11 years old	135	47%
12-14 years old	78	27%
15-18 years old	82	29%
Total	842.2	
17. Where do the children in your household go to school? [Check all that apply]	(n=285)	
Tidewater Park Elementary School	135	47%
Ruffner Academy	67	24%
Booker T. Washington High School	57	20%
Bused to a school outside the neighborhood	5	2%
Maury High School	4	1%
P.B. Young Jr. Elementary School	2	1%
Magnet School	0	0%
Other	94	33%
No response	23	8%
Total	387	

St. Paul's Quadrant - Tidewater Gardens

Preliminary Results -- Resident Needs Assessment Survey (October 2006)

		TOTAL N= 502	
18. Are the children who are 5 years or younger in your household currently enrolled in any childcare or after-school program? [Only includes households with children 5 or younger]		(n=159)	
Yes		39	25%
No		108	68%
No response		12	8%
Total		159	100%
19. What type of programs and services would you most like to see for young people in the community? [Check all that apply]			
Safe Sex and Birth Control Education		222	44%
After School Programs		219	44%
Drug Prevention Programs		208	41%
Job Training Programs		208	41%
Youth Mentoring		205	41%
Performing Arts Programs (e.g. music, theater, dance)		188	37%
Date Rape and Abuse Education		180	36%
Youth Leadership		168	33%
Other		11	2%
No response		9	2%
Total		1396	
Safety and Security			
20. Do you believe crime is a problem in your neighborhood?			
Yes		397	79%
No		105	21%
Total		502	100%
21. Where do you feel least safe? [Check one]		(n=397)	
I feel safe everywhere		114	29%
I do not feel safe anywhere		92	23%
Walking through the surrounding neighborhood		79	20%
Walking through Tidewater Gardens		74	19%
In Tidewater's residential units		15	4%
Other		21	5%
No response		2	1%
Total		397	100%
Transportation			
22. How do members of your household generally travel to work and social activities? [Check all that apply]			
Public Transportation		218	43%
Own car		154	31%
Walk		140	28%
Shared ride		111	22%
Friends or family		52	10%
Medical transport service		14	3%
Bicycle		10	2%
Taxi cab		8	2%
Use relatives car		3	1%
No response		2	0%
Total		712	

St. Paul's Quadrant - Tidewater Gardens

Preliminary Results -- Resident Needs Assessment Survey (October 2006)

	TOTAL N= 502	
23. How many cars do you and members of your household own? (Check one)		
0	334	67%
1	139	28%
2 or more	14	3%
No response	15	3%
Total	502	100%
Economic Development/Commercial/Retail		
24. Does anyone in your household currently own a small business?		
Yes	9	2%
No	490	98%
No response	3	1%
Total	502	100%
25. Is anyone in your household, including yourself, interested in starting a business?		
Yes	290	58%
No	205	41%
No response	7	1%
Total	502	100%
26. What businesses are needed in the neighborhood? (Check as many as apply)		
Large retailer (Kmart, Wal-Mart, Target, Lowe's, Home Depot, etc.)	360	72%
Grocery store/supermarket	357	71%
Drug store	340	68%
Laundromat/dry cleaners	337	67%
Doctor's office/clinic	292	58%
Clothing store	222	44%
Beauty salon/barber shop	188	37%
Hardware store	163	32%
Other	19	4%
No response	9	2%
Total	1927	
Site and Unit Design		
27. What physical characteristics do you like least about Tidewater Gardens? [Check the top five]		
Inadequate parking	250	50%
Units are too small	210	42%
Pedestrian safety when crossing the street	178	35%
Buildings all look the same	176	35%
Buildings are unattractive	154	31%
Heavy traffic on St. Pauls Quadrant, Brambleton Ave or Tidewater Dr.	144	29%
Inadequate outdoor space and facilities	132	26%
Noise from railway/highway/street	113	23%
Inadequate community center	76	15%
Buildings are not safe, secure	75	15%
Location	46	9%
Other	102	20%
No response	23	5%
Total	1679	

St. Paul's Quadrant - Tidewater Gardens

Preliminary Results -- Resident Needs Assessment Survey (October 2006)

	TOTAL N= 502	
28. What type of housing would you like to see in the newly redeveloped St. Paul's Quadrant? [Check all that apply]		
Single family detached homes	332	66%
Town or row houses	285	57%
Secure apartment building for seniors	225	45%
Duplexes (2 units in each building)	214	43%
High-rise buildings with balconies	114	23%
Mid-rise buildings	102	20%
Total	1272	
29. What type of outdoor facilities would you like to see at a new development? [Check all that apply]		
Private front or back yards	360	72%
Playgrounds with slides, swings, climbing structures, etc. for children	358	71%
Outdoor recreational spaces for teenagers	270	54%
Sitting areas for adults	262	52%
Recreational paths to the water front (e.g. biking, jogging, walking etc.)	244	49%
Parks	231	46%
Tot lots for young children	213	42%
Community gardens	193	38%
Other	17	3%
No response	4	1%
Total	2152	
Relocation Preferences		
<i>If Tidewater Gardens undergoes a major redevelopment, it may be necessary to relocate residents. As a current resident, you are entitled to be relocated into other housing. NRHA will offer relocation assistance for your family and pay all of your moving costs. NRHA will also make sure that you pay no more than 30% of your income for housing, the same rules that apply to your</i>		
30. If Tidewater Gardens undergoes major redevelopment, in what type of subsidized unit would you prefer to be relocated? (Check only one.)		
Receive a Section 8 Voucher and rent from a private landlord	240	48%
I need more information before I can state a preference	125	25%
Move directly into a new unit in the Tidewater Gardens neighborhood	84	17%
Move to another public housing unit at another development	52	10%
No response	1	0.2%
Total	502	100%
31. If you relocate to another neighborhood, are you interested in returning to new public housing in the St. Paul's Quadrant after it is revitalized?		
Yes, I would want to return to new housing in the St. Paul's Quadrant	223	44%
No, I would not want to return.	110	22%
I need more information before I can state a preference	159	32%
No response	10	2%
Total	502	100%
Summary		
32. What are the three main things you would like to see included or considered for the possible redevelopment of St. Paul's Quadrant and Tidewater Gardens?		
<i>Based on a cursory review of responses, the following are the main things residents would like to see in the redevelopment; increased safety/security (98), central AC and heating (74), washer and dryer hook-ups (72), playgrounds or play areas for children (41), better/increased parking (40).</i>		