



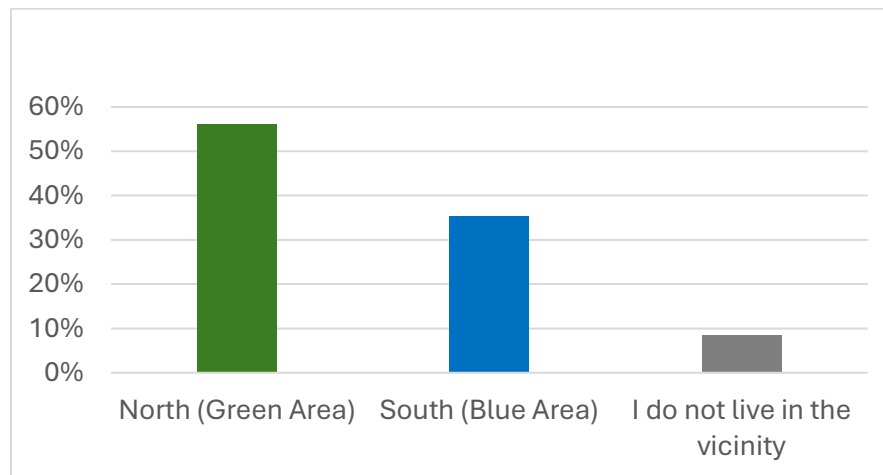
Lafayette Boulevard Comprehensive Transportation Study

Summary of Responses to Survey #1

March 19, 2025

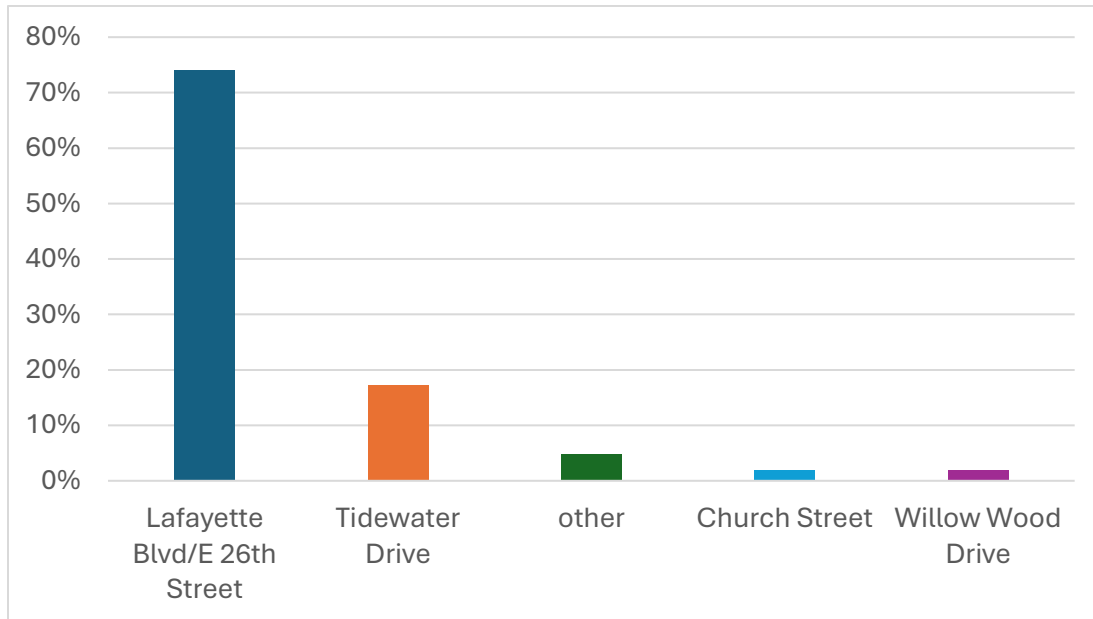


In the corridor map above, on which side of Lafayette Blvd./E 26th St. do you live?



ANSWER CHOICES	RESPONSES	
North (Green Area)	56%	59
South (Blue Area)	35%	37
I do not live in the vicinity	9%	9
TOTAL		105

When **driving into** your neighborhood, from which main road do you typically turn?

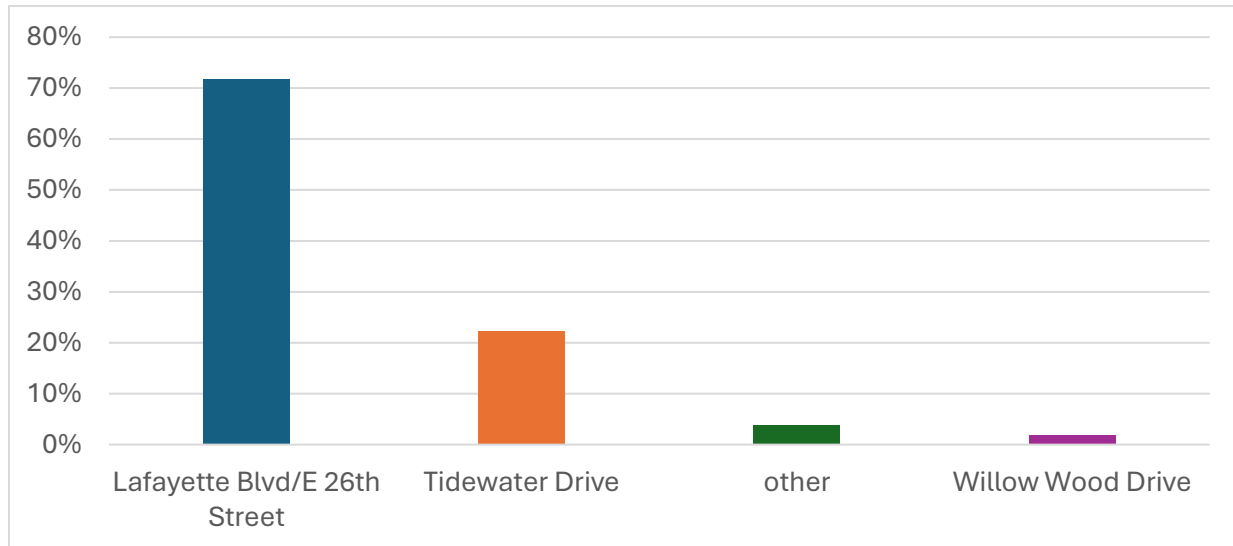


ANSWER CHOICES	RESPONSES	
Lafayette Blvd/E 26th Street	74%	77
Tidewater Drive	17%	18
Other*	5%	5
Church Street	2%	2
Willow Wood Drive	2%	2
TOTAL		104

***Other (please specify)**

- Cromwell Dr
- Norway Pl
- Llewellyn Ave

When **leaving** your neighborhood, onto which main road do you typically turn?

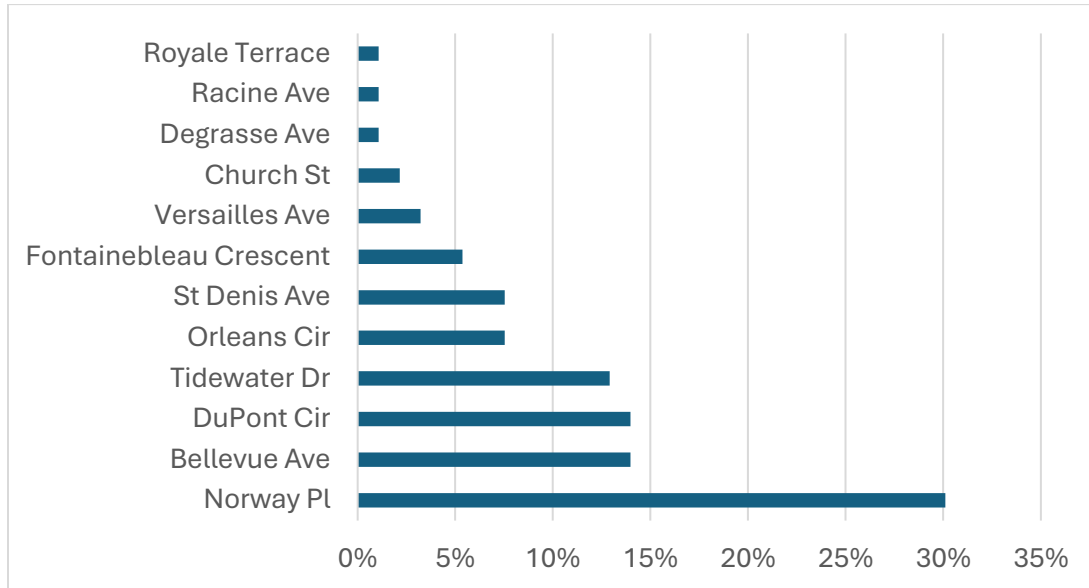


ANSWER CHOICES	RESPONSES	
Lafayette Blvd/E 26th Street	72%	74
Tidewater Drive	22%	23
*Other	4%	4
Willow Wood Drive	2%	2
TOTAL		103

***Other (please specify)**

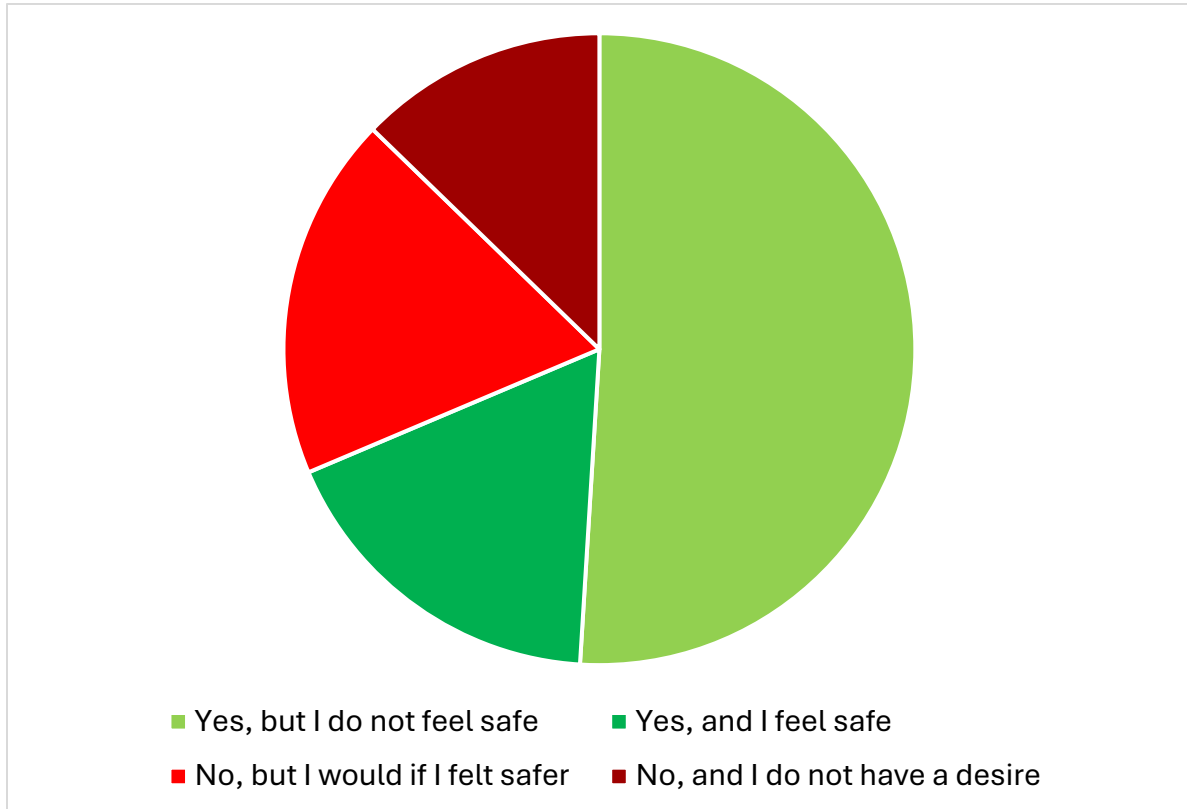
- Blair Ave
- Cromwell Dr
- Llewellyn Ave

Within the study area between Leo Street and Tidewater Drive shown in red above, at which intersection do you **most frequently turn?**



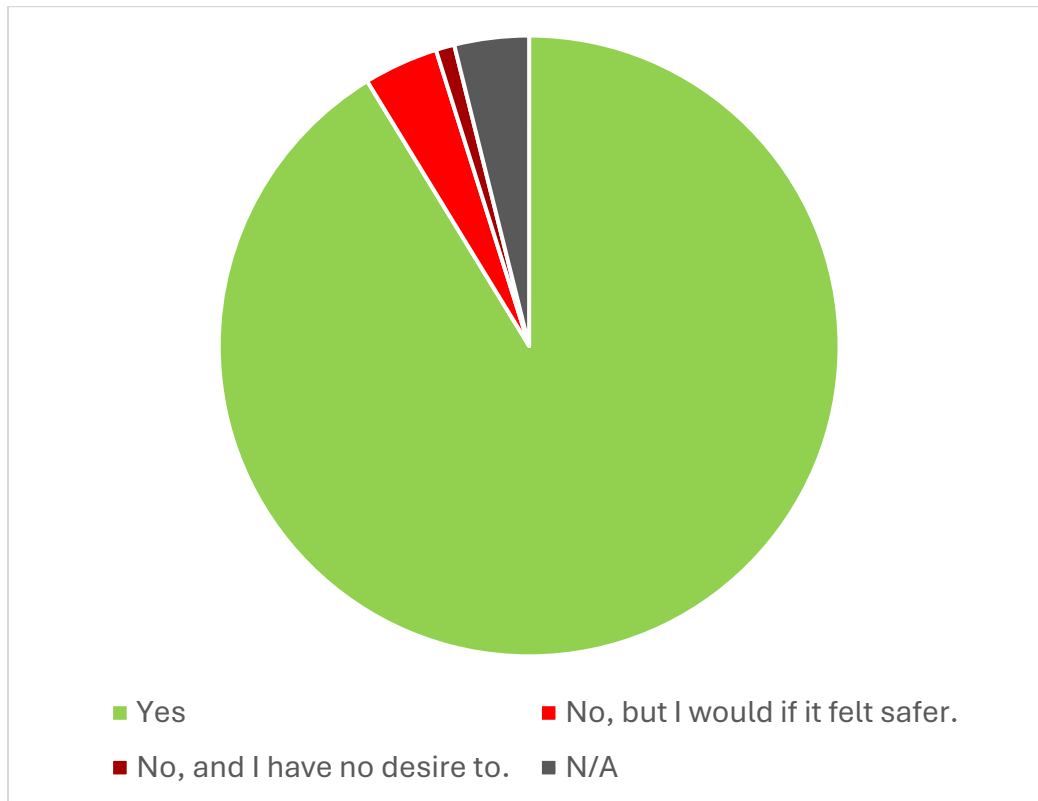
ANSWER CHOICES	RESPONSES	
Norway Pl	30%	28
Bellevue Ave	14%	13
DuPont Cir	14%	13
Tidewater Dr	13%	12
Orleans Cir	8%	7
St Denis Ave	8%	7
Fontainebleau Crescent	5%	5
Versailles Ave	3%	3
Church St	2%	2
Degrasse Ave	1%	1
Racine Ave	1%	1
Royale Terrace	1%	1
TOTAL		93

Do you or anyone in your household walk on the sidewalk along Lafayette Boulevard/E 26th Street as a **pedestrian**?



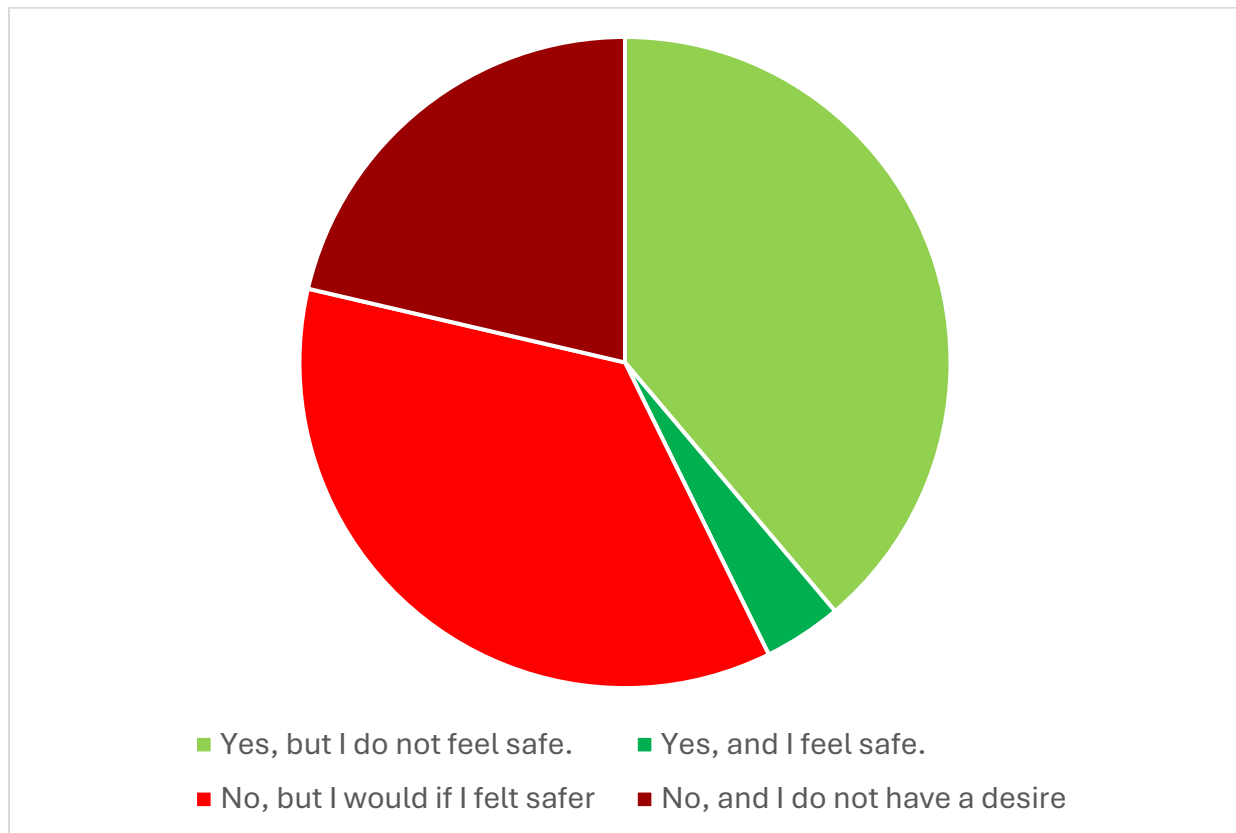
ANSWER CHOICES		RESPONSES	
Yes, but I do not feel safe		51%	52
Yes, and I feel safe		18%	18
No, but I would if I felt safer		19%	19
No, and I do not have a desire		13%	13
TOTAL			102

Do you or anyone in your household use the Lafayette Boulevard/E 26th Street as a **driver**?



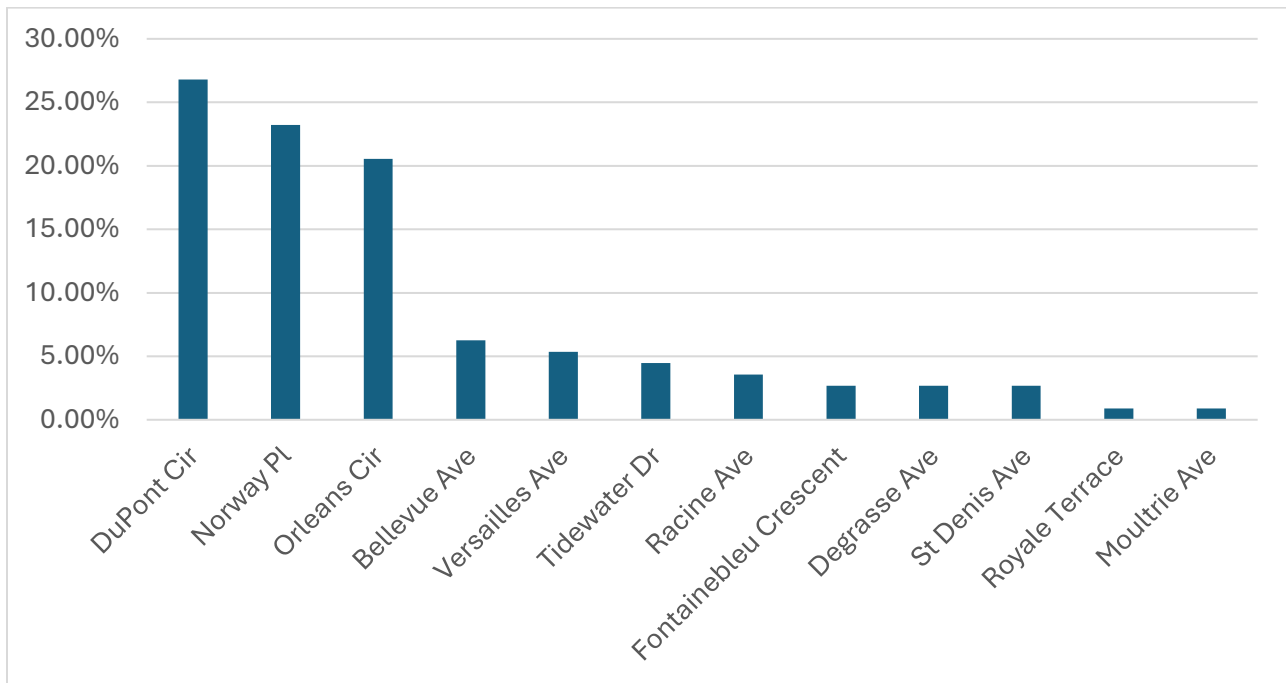
ANSWER CHOICES		RESPONSES	
Yes		91%	94
No, but I would if it felt safer.		4%	4
No, and I have no desire to.		1%	1
N/A		4%	4
TOTAL			103

Do you or anyone in your household use the Lafayette Boulevard/E 26th Street as a **cyclist**?



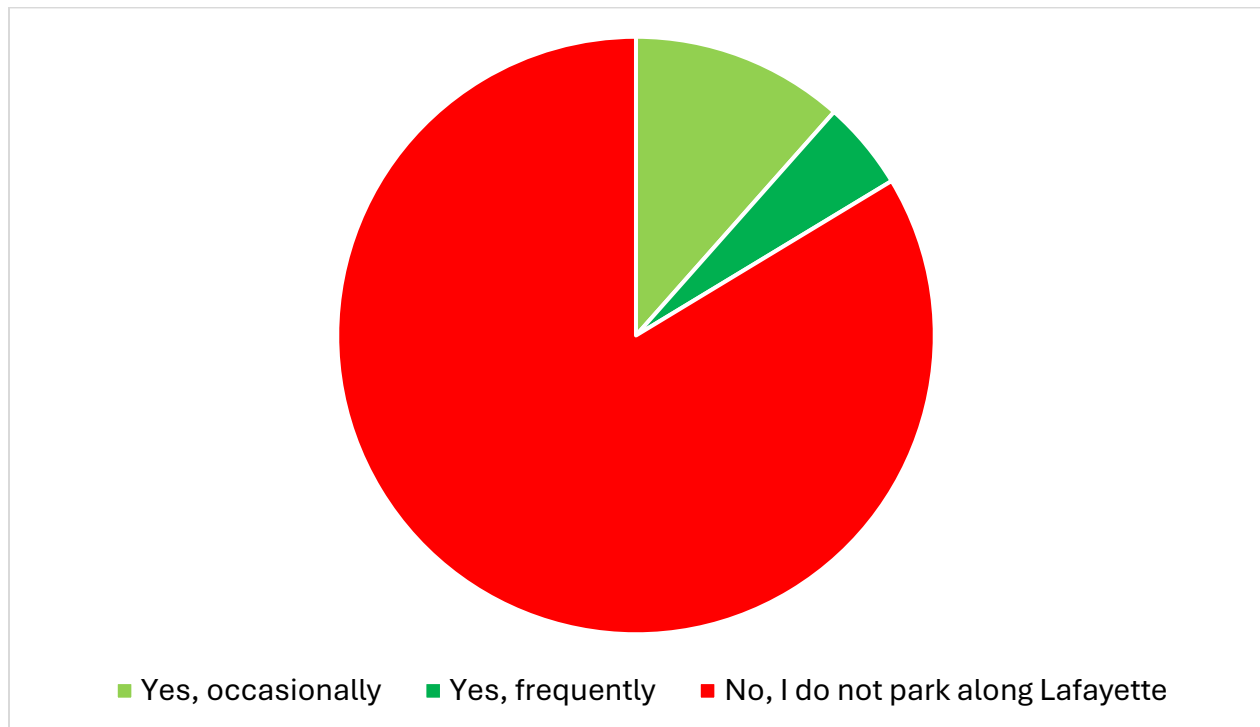
ANSWER CHOICES	RESPONSES	
Yes, but I do not feel safe.	39%	40
Yes, and I feel safe.	4%	4
No, but I would if I felt safer	36%	37
No, and I do not have a desire	21%	22
TOTAL		103

At which intersection(s) do you typically **cross** Lafayette Boulevard using the modes you answered above?



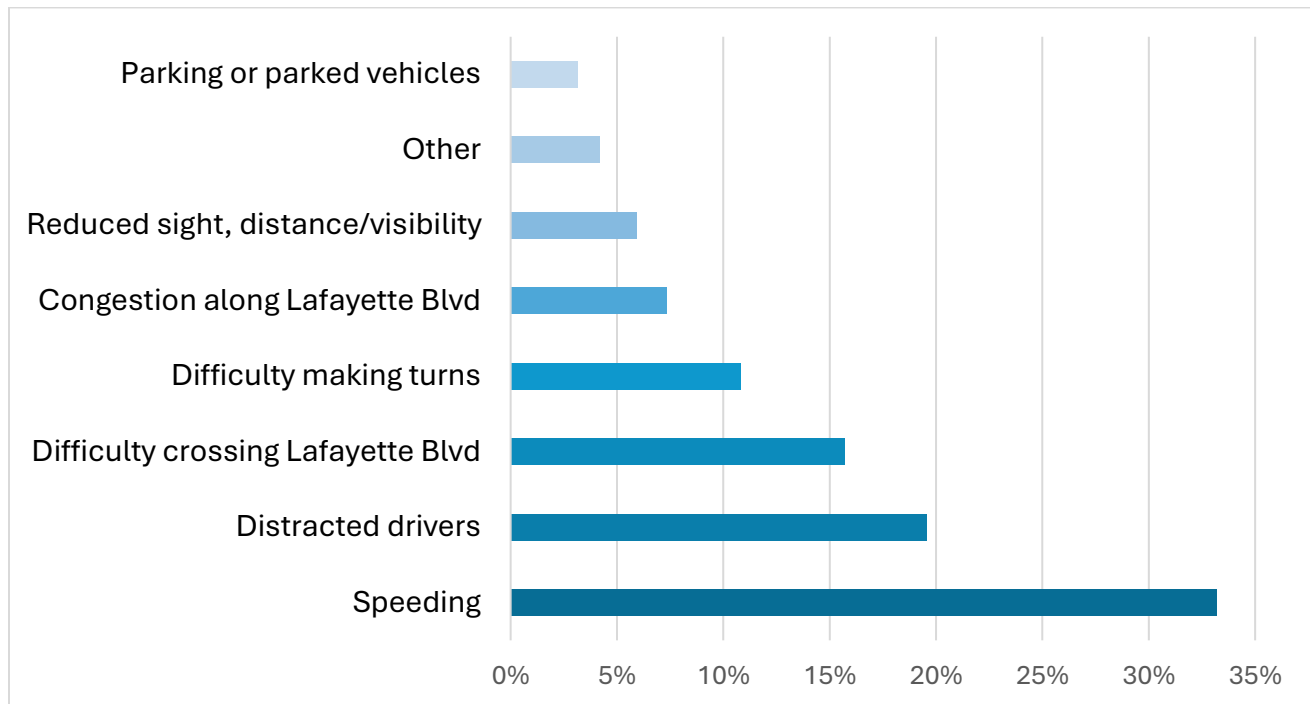
ANSWER CHOICES	RESPONSES	
DuPont Cir	27%	30
Norway Pl	23%	26
Orleans Cir	21%	23
Bellevue Ave	6 %	7
Versailles Ave	5%	6
Tidewater Dr	4%	5
Racine Ave	4%	4
Fontainebleau Crescent	3%	3
Degrasse Ave	3%	3
St Denis Ave	3%	3
Royale Terrace	1%	1
Moultrie Ave	1%	1
TOTAL		112

Do you or anyone in your household **park** along Lafayette Boulevard/E 26th Street?



ANSWER CHOICES	RESPONSES	
No, I do not park along Lafayette	84%	87
Yes, occasionally	12%	12
Yes, frequently	5%	5
TOTAL		104

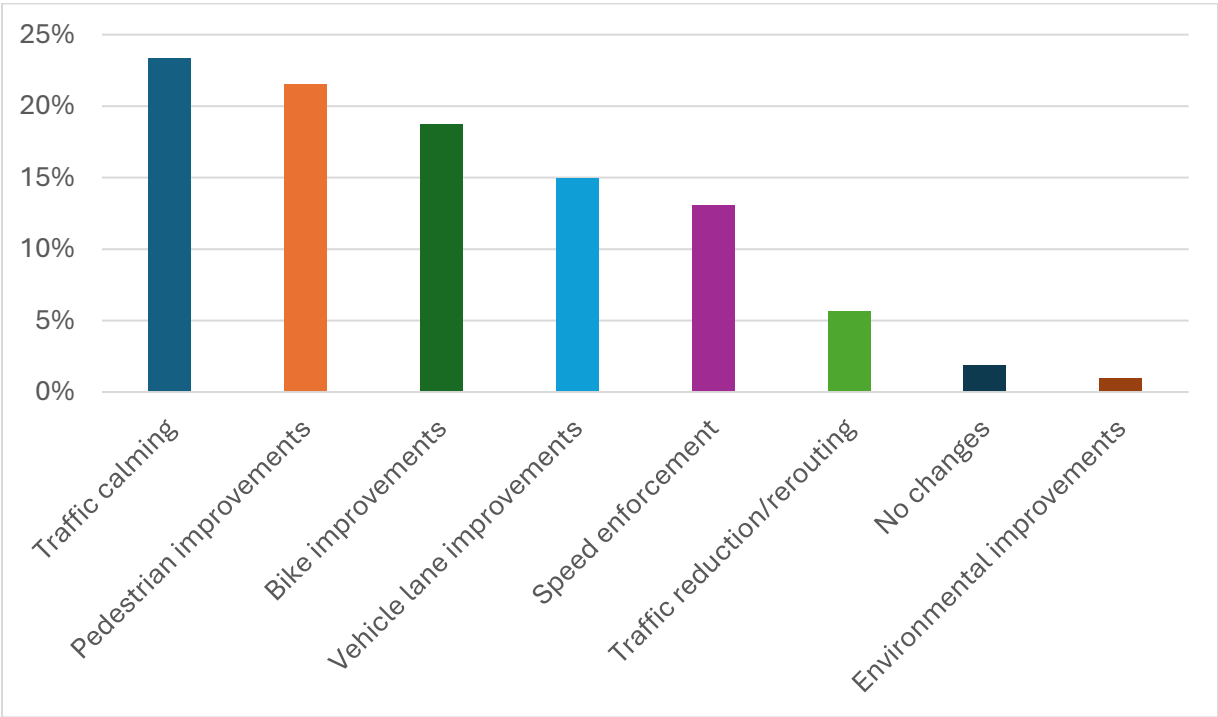
Do you or anyone in your household have any specific transportation and/or safety concerns along the Lafayette Boulevard/E 26th Street study corridor?



ANSWER CHOICES	RESPONSES	
Speeding	33%	95
Distracted drivers	20%	56
Difficulty crossing Lafayette Blvd	16%	45
Difficulty making turns	11%	31
Congestion along Lafayette Blvd	7%	21
Reduced sight, distance/visibility	6%	17
Other*	4%	12
Parking or parked vehicles	3%	9
TOTAL		286

*Other (please specify)	Responses	
Driving behavior	33%	4
Crashes	25%	3
Neighborhood access during rush hour	8%	1
Driveway access	8%	1
Noise	8%	1
Road maintenance	8%	1
Unsafe bicycling conditions	8%	1
TOTAL		12

Do you have any other comments or suggestions regarding transportation or safety in the Lafayette Boulevard/E 26th Street corridor?



SUMMARIZED RESPONSES		RESPONSES	
Traffic calming measures	23%	25	
Pedestrian improvements	21%	23	
Bike improvements	19%	20	
Vehicle lane improvements	15%	16	
Speed enforcement	13%	14	
Traffic reduction/rerouting	6%	6	
No changes	2%	2	
Environmental improvements	1%	1	
TOTAL		107	