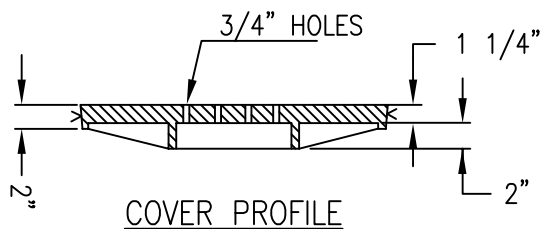
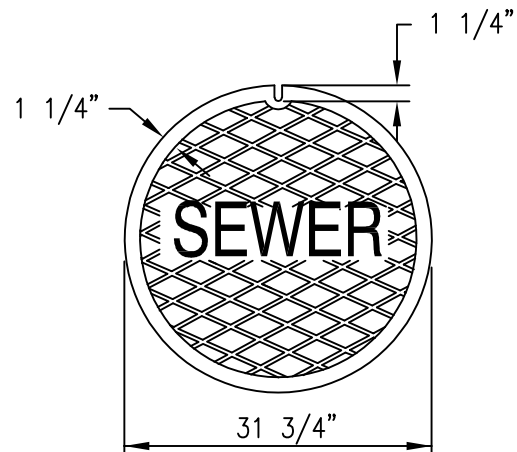


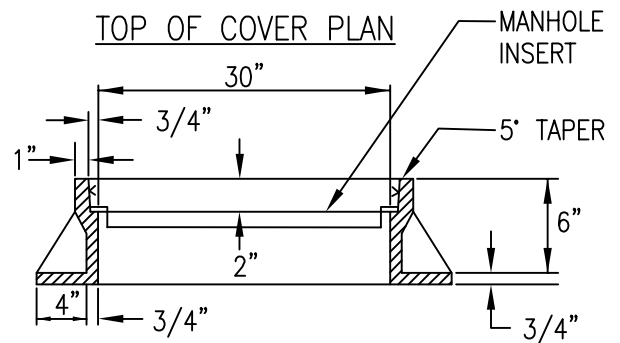
BOTTOM OF COVER PLAN



COVER PROFILE



TOP OF COVER PLAN



PROFILE

NOTE:

1. LARGE LETTERS IN CENTER OF COVER SHALL BE SEWER OR AS SPECIFIED IN ORDER.
2. CAST IRON SHALL BE 35,000 PSI ASTM A48 CLASS 35B.
3. CASTING AND COVER IS SHALL BE MACHINED TO ENSURE A FIRM TIGHT FIT.
4. MANHOLE INSERT – 304 STAINLESS STEEL WITH NITRILE GAS RELIEF VALVE, 1" WEBBED NYLON HANDLE, AND CLOSED CELL NEOPRENE GASKET.
5. MANHOLE FRAME AND COVER SHALL BE CAPITOL FOUNDRY MODEL MH-30*S OR APPROVED EQUAL.



DATE: 07/25

CITY OF NORFOLK – DEPARTMENT OF UTILITIES
STANDARD DETAILS

30-INCH NORFOLK PROJECT
MANHOLE CASTING AND COVER

SCALE:
NOT TO SCALE

DRAWING NO.
CS 11