THE CITY OF NORFOLK

MEMORANDUM

TO: Dr. Chip Filer, City Manager, City of Norfolk

CC TO: Wynter Benda, Jared Chalk, Kyle Spencer, Stephanie Daniel

FROM: Doug Beaver

SUBJECT: Environmental Studies near Harbor Park

DATE: July 17, 2020

Since 2003, various environmental assessments have occurred in the Harbor Park area with the most recent in 2020 under a DEQ Brownfields program and an EPA Assessment Grant on the western side of the ballpark. Based on the results of the soil and groundwater sampling conducted during the assessments, no soil remediation is required for commercial uses, such as, shopping, entertainment, restaurants, and associated parking. If any of the sites are considered for residential use limited soil remediation may be necessary.

In a "Final Targeted Brownfields Assessment Report, Harbor Park Site" prepared for the EPA in 2016, the following conclusion was presented.

"Based on the results of the soil, sediment, and groundwater sampling conducted during the Targeted Brownfield Assessment in March and May 2016, and the intended use of the Site for development of a shopping and restaurant district and associated parking, no remediation of soil or groundwater is warranted. However, if in the future the Site would be considered for residential use, limited soil remediation may be warranted. Additionally, to minimize the runoff of contaminated soil on-site into the Elizabeth River, particularly during construction, WESTON suggests implementation of an engineered barrier and erosion control measures along the bank of the river."

In 2017, an Elizabeth Riverfront and Harbor Park Brownfields Resiliency Infrastructure Plan was completed that provides opportunities and constraints for the Harbor Park area.

The Final Targeted Brownfields Assessment Report, Harbor Park Site report, Elizabeth Riverfront and Harbor Park Brownfields Resiliency Infrastructure Plan and several other reports are available for public review.

Weston Solutions, Inc.
1400 Weston Way
West Chester, PA 19380
610-701-3000 ● Fax 610-701-3186
www.westonsolutions.com

November 3, 2016

Mike Taurino (3HS51)
Brownfields and Land Revitalization Branch
U.S. Environmental Protection Agency
1650 Arch Street
Philadelphia, Pennsylvania 19103

Re: Harbor Park Site
EPA Contract No. EP-S3-15-02
TDD No. W504-15-09-001
Document Control No. W0059.1A.01844

Dear Mr. Taurino:

Weston Solutions, Inc. (Weston) is submitting the Final Targeted Brownfields Assessment Report for the Harbor Park site located in Norfolk, Virginia.

If you have questions regarding this report, please call me at (302) 415-1496.

Sincerely,

Tom Dakin
Project Scientist

Attachment(s)

cc: TDD file

FINAL
TARGETED BROWNFIELD ASSESSMENT REPORT
HARBOR PARK SITE
NORFOLK, VIRGINIA

Prepared for:

U.S. Environmental Protection Agency Region III
Hazardous Site Cleanup Division
1650 Arch Street
Philadelphia, PA 19103

Prepared by:

Weston Solutions, Inc.
1400 Weston Way
West Chester, Pennsylvania 19380

EPA Contract No.: EP-S3-15-02
TDD No.: W504-15-09-001
DCN No.: W0059.1A.01844

October 2016

FINAL
TARGETED BROWNFIELD ASSESSMENT REPORT
HARBOR PARK SITE
NORFOLK, VIRGINIA

Prepared by: _____ Date: October 31, 2016
Thomas Dakin
Field Team Leader

Approved by: _____ Date: October 31, 2016
Nancy Shannon
Site Assessment Scope of Work Manager

Approved by: _____ Date: October 31, 2016
Stacie Popp-Young,
Quality Assurance Manager

Approved by: _____ Date: 11/3/2016
Michael Taurino,
EPA Work Assignment Manager

TABLE OF CONTENTS

1.0 INTRODUCTION 1
1.1 BACKGROUND 2
1.2 SITE LOCATION AND DESCRIPTION 2
1.3 SITE HISTORY 3
1.4 PREVIOUS INVESTIGATIONS AND SITE CONDITIONS 4
2.0 PHASE II ENVIRONMENTAL SITE ASSESSMENT 8
2.1 SAMPLE COLLECTION 9
2.1.1 Soil Borings, Surface Soil, and Subsurface Soil Sampling 9
2.1.2 Sediment Sampling 10
2.1.3 Monitoring Well Installation 10
2.1.4 Groundwater Sample Collection 11
2.1.5 Investigation Derived Waste 11
3.0 ANALYTICAL RESULTS 12
3.1 SOIL 12
3.1.1 Surface Soil Samples 12
3.1.2 SubSurface Soil Samples 15
3.2 SEDIMENT 16
3.2.1 Sediment Samples 16
3.3 GROUNDWATER 17
3.3.1 Groundwater Samples 17
3.4 QUALITY ASSURANCE/QUALITY CONTROL 18
4.0 FINDINGS AND CONCLUSIONS 20
4.1 FINDINGS 20
4.2 CONCLUSIONS 21
5.0 REFERENCES 22

LIST OF FIGURES

Title

Figure 1 Site Location Map
Figure 2 Site Layout and Parcel Boundaries Map
Figure 3 Sample Locations

LIST OF TABLES

Title

Table 1 Sample Summary Table
Tables 2A and 2B Detected Volatile Organic Compounds in Surface and Subsurface Soil Samples
Tables 3A and 3B Detected Semivolatile Organic Compoundsin Surface and Subsurface Soil Samples
Tables 4A and 4B Detected Metals in Surface and Subsurface Soil Samples
Table 5 Detected Semivolatile Organic Compounds in Sediment Samples
Table 6 Detected Metals in Sediment Samples
Table 7 Detected Semivolatile Organic Compounds in Groundwater Samples
Table 8 Detected Metals in Groundwater Samples

APPENDICES

APPENDIX A	Soil Boring and Monitoring Well Sampling Logs
APPENDIX B	Photographic Documentation Log

ATTACHMENTS

ATTACHMENT 1	Data Validation Reports
ATTACHMENT 2	Analytical Data Packages

LIST OF ACRONYMS AND ABBREVIATIONS

AOC	Area of Concern
AST	aboveground storage tank
DAS	Delivery of Analytical Services
DO	dissolved oxygen
DPT	direct push technology
EPA	U.S. Environmental Protection Agency
ERLC	Elizabeth River Land Company
ESA	Environmental Site Assessment
FSP	Field Sampling and Analysis Plan
ft bgs	feet below ground surface
IDW	investigation-derived waste
MDL	method detection limit
MEK	Methyl Ethyl Ketone (2-butanone)
NFG	National Functional Guidelines
OLEM	Office of Land and Emergency Management (formerly known as Office of Solid Waste and Emergency Response [OSWER])
ORP	oxygen reduction potential
OSWER	Office of Solid Waste and Emergency Response
PAH	polycyclic aromatic hydrocarbon
PCB	polychlorinated biphenyl
PID	photoionization detector
PPE	personal protective equipment
PVC	polyvinyl chloride
QA	quality assurance
QC	quality control
REC	Recognized Environmental Condition
S2AVM	Stage 2A manual validation level
SIM	selected ion monitoring
START	Superfund Technical Assessment and Response Team
SVOC	semivolatile organic compound
TAL	Target Analyte List
TBA	Targeted Brownfield Assessment
TDD	Technical Direction Document
TPH-DRO	total petroleum hydrocarbons-diesel range organics
TPH-GRO	total petroleum hydrocarbons-gasoline range organics

LIST OF ACRONYMS AND ABBREVIATIONS (CONTINUED)

UST	underground storage tank
VADEQ	Virginia Department of Environmental Quality
VOC	volatile organic compound
VRP	Voluntary Remediation Program
WESTON®	Weston Solutions, Inc.

1.0 INTRODUCTION

Under the Eastern Area Superfund Technical Assessment and Response Team (START) Contract No. EP-S3-15-02, Technical Direction Document (TDD) No. W504-15-09-001, the U.S. Environmental Protection Agency (EPA) Region III tasked Weston Solutions, Inc. (WESTON®) to conduct a Phase II Environmental Site Assessment (ESA) of the Harbor Park property (the Site), located at 150 Park Avenue, Norfolk, Virginia, 23510, as shown on Figure 1. The Site is being considered as a location for redevelopment and has been identified as part of the EPA Making a Visible Difference in Communities Initiative (*EPA Smart Growth Program - http://www.epa.gov/smartgrowth*) (EPA, 2016).

According to previous Phase I investigations conducted at the Harbor Park Site, the Site likely had an extensive industrial past, including use of the location as the former Elizabeth Iron Works and former Virginia Iron Works, which may have used hazardous substances as part of their processes. Since approximately 1887, the Site has included metal foundries, machine shops, and boiler shops. These operations may have been sources of contamination.

The City of Norfolk requested that EPA conduct a Targeted Brownfield Assessment (TBA) at the Site. The purpose of the TBA was to complete an environmental assessment that can successfully return parts of the Site for reuse in accordance with the Virginia Department of Environmental Quality (VADEQ) Voluntary Remediation Program (VRP). The City of Norfolk provided EPA with a list of parcels that were to be included as part of the TBA. The Site is comprised of numerous parcels of various sizes and shapes (Parcel 1 to 21 on Figure 2). Parcels 14, 17, and 21 are not owned by the City of Norfolk. These parcels are not considered part of the Site for this TBA and were not part of WESTON's assessment. Parcels 2 through 13, 15, 19, and 20 of the Site have had been the subjects of previous Phase I and Phase II ESAs. Based on review of this information, WESTON concluded that sufficient data had been collected during the ESAs for Parcels 3, 6, 8, 9, 12, 15 to determine that no further corrective action or assessment of these parcels was warranted. WESTON recommended that additional assessment be conducted of Parcels 1, 2, 4, 5, 7, 10, and 11, 13, 16, 18, 19 and 20 (WESTON, 2015).

The objective of the sampling is to fill data gaps associated with the previous ESAs and identify and evaluate the remediation or restriction that would preclude successful redevelopment of the Site through the VADEQ VRP. WESTON focused the sampling for this assessment on the City of Norfolk's prioritization of Parcels: (1) Parcel 16; (2) Parcels 2 through 13, and 15, not yet assessed; and (3) Parcels 1, 18, 19, and 20, not yet assessed.

1.1 BACKGROUND

This section describes the site location, presents a description of the Site, and summarizes previously identified Recognized Environmental Conditions (RECs) and Areas of Concern (AOCs).

1.2 SITE LOCATION AND DESCRIPTION

The Site is located at 150 Park Avenue, Norfolk, Virginia, as shown on Figure 1, and consists of numerous parcels that may have been impacted due to past industrial activities. The Site is irregular in shape, is comprised of approximately 40.5 acres, and is primarily occupied by the Tide Baseball Stadium and one inactive maritime business. The Site is located in the downtown area of Norfolk and is bound by Park Avenue to the north, the Norfolk Amtrak railroad track and the station to the east, the Elizabeth River to the south, and the Highway 264 access ramp to the west and northwest. Water Street and E. Main Street are located within the boundaries of the Site. A City of Norfolk-owned gravel parking lot and a commuter bus stop designated as Harbor Park Lot F are located between East Main Street and East Water Street.

As shown on Figure 2, the Site contains a maritime business, two concrete pad foundations, the Tide Baseball Stadium, and several paved and gravel-covered parking areas. The maritime business consists of one building, located at 1125 East Water Street (Parcels 6 and 7 on Figure 2). The building is occupied by Hampton Roads Leasing, Inc., a marine contractor that repairs ships and provides crane, tug boat, and dredging services. Several large trucks containing girders and other bridge construction materials were also observed throughout this property. The two existing concrete slab foundations are associated with a former six-story cold storage warehouse, known as Jones Cold Storage, and a one-story office building formerly located at 1235 East Water Street (Parcel 13 on Figure 2). The maritime business and concrete slab foundations are located on the west side of the Site along the Elizabeth River.

In 1993, the Harbor Park Stadium and associated parking lots were constructed at the Site (Parcels 1 and 16). The baseball stadium is the home of the Norfolk Tides, the Baltimore Orioles Triple-A baseball team. The stadium includes 12,000 seats, skyboxes, a restaurant, and concession stands. The stadium and its paved parking areas occupy a large portion of the Harbor Park Site and are mainly located on the central, east, and northeast parts of the Site as shown in Figure 2, Site Layout and Parcel Boundaries Map.

According to the City of Norfolk Zoning Department, the Site is currently designated as Zone D-1 (Downtown District). The purpose of this zoning is to geographically concentrate establishments of this nature, such as a shopping center and restaurants, in a localized area. The Site was formerly designated as Zone M-2 (Light Manufacturing). The M-2 classification permits a variety of general commercial and industrial uses, including veterinary hospitals, service stations, machine shops, commercial garages, wholesale storage and warehouse buildings, facilities for the manufacture and assembly of mechanical and electrical devices, maritime uses, and other uses of the same general character.

The topography of the Site is relatively level with a slight grade toward the Eastern Branch of the Elizabeth River. The majority of stormwater and surface water run-off from the subject property appears to flow into the street gutters and stormwater drains located along East Water Street and East Main Street. During the site reconnaissance conducted by WESTON with City of Norfolk officials, it was stated that during severe rain storm events, excess surface water flows towards the south and into the Eastern Branch of the Elizabeth River. Based on discussions with City of Norfolk officials, reviews of maps, and historical photographs, significant portions of the Harbor Park Site property, including East Water Street and the Tide Baseball Stadium, are prone to flooding and have been identified within the 100-year flood zone (FEMA, 2015).

1.3 SITE HISTORY

The Site has an extensive history of development and a history of potential hazardous material use. The former Elizabeth Iron Works and former Virginia Iron Works operated metal foundries, machine shops, and boiler shops at the Site from at least 1887 through 1910. Other uses of the property have included, but are not limited to, various retail stores, residential dwellings, a machine and boiler shop, structural steel manufacturing, cutting and welding, and a rail yard.

During the late 1980s, the remaining buildings were razed and by the early 1990s, the Site was primarily being used as a gravel parking lot prior to the construction of the baseball stadium.

1.4 PREVIOUS INVESTIGATIONS AND SITE CONDITIONS

Previous environmental investigations include two Phase I ESAs conducted for the City of Norfolk, one by EMS Environmental Inc., *Elizabeth River Land Company Property* (2003) and a second by URS Corporation, *Haynesworth Properties* (2007). A Phase II ESA was conducted in 2003 for the City of Norfolk by EMS Environmental Inc. (EMS), *Elizabeth River Land Company Property* (EMS, 2003). The RECs identified during the two ESAs are summarized below.

<u>Phase I ESA</u> – EMS Environmental, Inc., 04/08/2003, *Elizabeth River Land Company Property.*

The Elizabeth River Land Company (ERLC) Property Phase I consisted of the assessment of Parcels 2 through 13, and 15, as depicted on Figure 2, Site Layout and Parcel Boundaries Map. Multiple RECs were identified for these parcels, as follows:

- Three above-ground storage tanks (ASTs) are associated with the Hampton Roads Leasing Inc. property (Parcels 6 and 7). The age of the tanks and lack of secondary containments for two of the three ASTs was cause for concern leading to a REC designation.

- Hazardous substances, such as paint thinners, solvents, oils, and petroleum-based lubricants, were observed at the former Hampton Roads Leasing Inc. property (Parcels 6 7). Additionally, gas cylinders, car batteries, and various automotive scrap and debris were noted. Storage of these substances was reported to be in accordance with industry good management and practices.

- Creosoted timber noted along the Elizabeth River shoreline, especially along Parcels 9, 12, and 13, generated some concerns associated with soil staining along the shoreline.

- Two pad-mounted transformers were noted at Parcel 6. One transformer was labeled as non-polychlorinated biphenyl (PCB); however, the second transformer was not labeled. Because of the age of the transformer, the one transformer may contain PCB dielectric fluid. However, based on the labeling of one of the transformers as non-PCB, the lack of observed staining on the ground, and the overall good condition of the transformers, it was determined that the transformers do not present an environmental threat to the subject property.

- The ERLC property had an extensive history of potential hazardous material use. The long history associated with metals manufacturing, casting, and storage at the property was a significant cause for concern.

- Fill material is present throughout the ERLC property. Approximately 22 feet of fill material covers the property. Observed fill material consisted of gravel, concrete, brick, old building stone, wood, sand, oyster shell, glass, metal, and other inert construction debris. The majority of the construction debris was noted as likely originating from the development and demolition of the downtown Norfolk area over time. This non-native fill material is common to downtown Norfolk and should be considered when performing subsurface investigation.

Phase I ESA – URS Corporation, 09/05/2007, *Haynesworth Properties.*

The Haynesworth Properties Phase I consisted of the assessment of two properties (1112 and 1114 Water Street), which are identified as Parcels 19 and 20 on Figure 2. The following RECs were reported in connection with these parcels:

- The Haynesworth properties have an extensive history of potential hazardous material use. The long history associated with metals manufacturing, casting, and storage at the property was a significant cause for concern.

- Fill material is present throughout the Haynesworth properties. Approximately 22 feet of fill material covers the Site. Observed fill material consists of gravel, concrete, brick, old building stone, wood, sand, oyster shell, glass, metal, and other inert construction debris. The majority of the construction debris was noted as likely originating from the development and demolition of the downtown Norfolk area over time. This non-native fill material is common to downtown Norfolk and should be considered when performing subsurface investigation.

Phase II ESA - EMS Environmental, Inc., 06/13/2003, *Elizabeth River Land Company Property.*

The Phase II conducted at the ERLC Property was performed to evaluate the following potential environmental impacts associated with the RECs noted during the Phase I ESA previously conducted by EMS for the same property (which includes Parcels 2 through 13 and 15):

- EMS installed 10 soil borings and submitted soil samples for analysis of total petroleum hydrocarbons-gasoline range organics (TPH-GRO), total petroleum hydrocarbons-diesel range organics (TPH-DRO), polycyclic aromatic hydrocarbons (PAHs), and Metals. Total depth of these soil borings was not specified in the report; however, the sampling intervals were consistent for all borings and were established at 3 to 5 feet below ground surface (ft bgs). There were no laboratory detections above Virginia Tier-II Screening Levels for the soil samples collected during this Phase II ESA. Additionally, EMS Environmental collected a groundwater sample from each of the soil boring points, which were submitted for laboratory analysis of TPH-GRO, TPH-DRO, semivolatile organic

compounds (SVOCs), and metals. There were no laboratory detections above Virginia Tier-II Screening Levels for the groundwater samples.

- Soil borings were installed throughout the ERLC property as follows:
  - One soil boring at southern edge of Parcel 3.
  - Two soil borings at Parcel 6.
  - Two soil borings at eastern edge of Parcel 7.
  - One soil boring at center of Parcel 8.
  - One soil boring at center of Parcel 9.
  - One soil boring at center of Parcel 11.
  - One soil boring at eastern edge of Parcel 12.
  - One soil boring overlapping Parcels 10 and 15.
- There were no soil borings to evaluate soil conditions for Parcels 2, 4, 5, and 13.
- A letter from the Commonwealth of Virginia sent on September 12, 2003 to EMS Environmental declared that, based on the information provided by the Phase II ESA, petroleum constituents at the property do not warrant additional corrective action.

On September 8, 2008, GET Solutions Inc., on behalf of Powell Management Associates, conducted a geotechnical investigation south of the baseball stadium near the Elizabeth River - *Subsurface Exploration and Geotechnical Engineering Services, Harbor Park Stadium - Party Deck* (GET, 2008). This geotechnical survey was conducted for Powell Management Associates in preparation for the construction of a "Party Deck" adjacent to the Harbor Park Stadium. The survey consisted of the installation of one exploratory boring to 85 ft bgs. The deep test boring was advanced on Parcel 16 at the southwest corner of the Harbor Park Stadium. Soil samples were collected and sent to a laboratory for moisture content and grain size analysis. The geotechnical survey also revealed that fill material extends approximately 28 ft bgs in that area. Groundwater at the boring location was reported to be relatively shallow, occurring at approximately 4 ft bgs.

According to the previous Phase I and II ESAs, there are no underground storage tanks (USTs), water wells, or basements currently known to exist on the Site. However, three previously removed USTs were located on the Hampton Roads Leasing, Inc. facility (Parcels 6 and 7 on Figure 2). As recently as 2003, three ASTs, a significant quantity of small containers containing hazardous substances and petroleum products, compressed gas cylinders, 12-volt vehicle

batteries, and approximately 20 truck tires were reported on the waterfront portion of the Hampton Roads Leasing, Inc. facility.

The Eastern Branch of the Elizabeth River borders the subject property to the south. This adjacent surface water body is used for recreation, commercial fishing, crabbing, and for transportation purposes, but not as a source for potable water. This branch of the Elizabeth River is tidally influenced and composed of brackish to saline water.

On September 30 and October 12, 2015, WESTON personnel conducted a site reconnaissance of the Subject Property with EPA and City of Norfolk officials. Creosote-coated timbers were observed as bulkheading along the shoreline of the Elizabeth River, particularly south of Tide Stadium. Two pad-mounted electrical transformers were observed adjacent to the west side of the Hampton Roads Leasing, Inc. facility (Parcel 6). One of the transformers is not properly labeled and may potentially contain PCB-containing fluid. There are no records that these transformers or soils surrounding these transformers were previously sampled. Subsurface utilities also exist throughout the Site, along with various types of fill materials of unknown source. These AOCs, previously identified as data gaps, were part of this assessment.

2.0 PHASE II ENVIRONMENTAL SITE ASSESSMENT

WESTON conducted Phase II ESA activities at the Site in February, March, and May 2016. As part of the assessment, WESTON performed the following tasks:

- **Task 1:** Completed 22 Geoprobe® soil borings throughout the Site. At each location, one surface soil sample was collected and one subsurface sample were collected from each location for analysis of volatile organic compounds (VOCs), SVOCs, and Target Analyte List (TAL) metals (including mercury), and cyanide. Three of these soil boring locations were converted into permanent groundwater monitoring wells. A geophysical survey was conducted by a private underground utility clearance provider for subsurface utility locations in order to minimize risk associated with underground utility strike and to assist with locating potential historical subsurface structures still in place. A Virginia One Call utility clearance was also completed prior to the subsurface investigation.

  Two surface soil samples were also collected from Parcel 6 on the Site Layout and Parcel Boundaries Map (Figure 2). These soil samples were being collected to assess the potential impact from two pad-mounted transformers previously identified at this location. However, pad-mounted transformers were not observed on the Hampton Roads Leasing facility Property (Parcels 6 and 7) during the sampling event. The surface soil samples were submitted for laboratory analysis of VOCs, SVOCs, TAL Metals (including mercury), and PCBs.
- **Task 2:** Collected sediment samples along the bank of the Elizabeth River immediately south of the baseball stadium to assess any potential impact from the creosote timbers that are the foundation for the eastern pier and the old marina remnants. Three samples were submitted for analysis of SVOCs and TAL Metals (including mercury).
- **Task 3:** Installed and developed three monitoring wells at three of the 22 soil borings to evaluate groundwater conditions. Two rounds of groundwater samples were collected from the newly installed wells, on March 10 2016, approximately 2 weeks after well installation and well development was completed; and on May 10, 2016, to evaluate groundwater seasonal variability. Groundwater samples at each monitoring well location were collected for analysis of VOCs, SVOCs, PAHs by selected ion monitoring (SIM), total and dissolved TAL metals (including mercury), and cyanide.

All samples were analyzed at the TestAmerica Savannah Laboratory located in Savannah, Georgia. Sample locations are depicted on Figure 3, Sample Locations. A summary of collected samples is provided as Table 1, Sample Summary Table. Soil Boring and Well Sampling Logs are provided in Appendix A, and a Photographic Documentation Log of field activities is provided in Appendix B.

2.1 SAMPLE COLLECTION

This section describes sampling activities and field measurements, summarizes samples for the project, explains how samples were collected and handled, and gives details on the disposal of investigation-derived waste (IDW) generated during sampling.

2.1.1 Soil Borings, Surface Soil, and Subsurface Soil Sampling

WESTON collected surface and subsurface soil samples from 22 soil borings in accordance with the Field Sampling Plan for the Site (FSP) (WESTON, 2016), from the locations depicted in Figure 3. The soil borings were installed and subsequent soil samples were collected via direct push technology (DPT) with a Geoprobe® drill rig. Soil samples were collected from a disposable soil boring acetate sleeve using dedicated, disposable polyethylene scoops. Soil borings were advanced to approximately 15 ft bgs. Soil was observed to be predominantly historical fill material mixed with silty sand to a maximum depth of 15 ft bgs. One surface (0 to 2 ft bgs) and one subsurface soil sample were collected from each boring location, with the exception of Soil Boring 19, where refusal was encountered at a depth of 2 feet bgs, and a subsurface sample was not collected.

No noticeable contamination was observed and photoionization detector (PID) measurements did not indicate the presence of VOCs in any of the soil borings. Because no noticeable contamination could be observed, the subsurface sample depth location was based on the soil to groundwater interface. As outlined in the FSP, soil boring samples were submitted for VOCs, SVOCs, and TAL Metals analysis, including mercury and cyanide.

Two additional surface soil samples were collected in the area of the transformers located at Parcel 6 as identified on Figure 2. These soil samples were being collected to assess the potential impact from two pad-mounted transformers previously identified at this location. However, pad-mounted transformers were not observed on the Hampton Roads Leasing facility property (Parcels 6 and 7) during the sampling event. These surface soils samples were collected between depths of 0 to 1 ft bgs and were sent for analysis of PCBs, VOCs, SVOCs, and TAL metals (including mercury).

2.1.2 Sediment Sampling

Sediment samples were collected along the bank of the Elizabeth River immediately south of the baseball stadium to assess potential impacts from the creosote timbers which are the foundation for the eastern pier and the old marina remnants. A total of three sediment samples were collected between depths of 0 to 0.5 ft below sediment surface. The sediment samples were collected with a plastic scoop and homogenized in aluminum pans prior to placement into the appropriate sample containers. The three sediment samples, plus a field duplicate, were collected and analyzed for SVOCs and TAL metals (including mercury).

2.1.3 Monitoring Well Installation

A total of three shallow groundwater monitoring wells were installed to assess the groundwater conditions at the Site. Following soil sample collection, three soil borings; SB-01, SB-11, and SB-22, were converted into groundwater monitoring wells. The monitoring wells were drilled and installed at a total depth 15 ft bgs and constructed with a 0.01-inch screen slot, pre-sand-packed screened interval installed from 5 to 15 ft bgs. The placement of the wells included an upgradient location and the placement of both wells placed in areas where the majority of the historical industrial activities took place at the Site.

The monitoring wells were installed by a licensed Virginia well driller using a modified Geoprobe drill rig with auger capability and supervised by a qualified geologist in accordance with the FSP. The wells were screened in the upper water-bearing zone and installed at a depth of 5 to 15 ft bgs. The wells were constructed using a prepacked 2-inch diameter polyvinyl chloride (PVC) schedule 40 casing with a 10-foot screened interval consisting of 0.01-inch slotted PVC screen. Approximately 1 foot of No. 1 grade silica sand was installed atop the prepacked screens and finished with hydrated bentonite chips to the surface. The surface completion consists of an 8-inch diameter flush mounted well box with a 12-inch by 12-inch surface concrete pad.

Following well installation, WESTON developed the three new on-site monitoring wells using a peristaltic pump in accordance with the FSP. Water quality parameters, including temperature,

pH, specific conductance, dissolved oxygen (DO), Eh/oxygen reduction potential (ORP), and turbidity, were monitored and recorded at 5-minute intervals until parameters had stabilized. The development and purging of the monitoring wells was performed until at least one well volume had been removed, the discharge of water was relatively clear (sediment free), and general water quality parameters had stabilized.

2.1.4 Groundwater Sample Collection

On March 10 2016, approximately 2 weeks following installation and development of the monitoring wells, WESTON collected a round of static water levels from all monitoring wells, then purged the wells utilizing low-flow groundwater sampling techniques. Water quality parameters, including pH, turbidity, specific conductance, DO, ORP, and temperature were measured during purging at approximately 5-minute intervals using a field calibrated YSI meter until the parameters had stabilized in accordance with the criteria established in the FSP. A groundwater sample was collected from each of the three monitoring wells and submitted for laboratory analysis of VOCs, SVOCs, PAHs by SIM, total and dissolved TAL metals (including mercury), and total cyanide. In addition, a second round of groundwater samples was collected from the wells on May 10, 2016 and also submitted for laboratory analysis of VOCs, SVOCs, PAHs by SIM, total and dissolved TAL metals (including mercury), and total cyanide.

2.1.5 Investigation Derived Waste

IDW generated during the assessment consisted of development and purge water from monitoring wells, well cuttings, soil boring cuttings, solid disposable sampling equipment, and disposable personal protective equipment (PPE). Aqueous and solid (drill cuttings) IDW generated in association with groundwater and soil sampling was contained in 55-gallon United Nations-approved steel drums and staged in a locked fenced area behind the baseball stadium for disposal pending analytical results to determine the characteristics for disposal. The two drums of IDW were disposed of by Petrochem Recovery Services of Norfolk, Virginia, as non-hazardous waste, under Manifest Number 04801. Disposable sampling equipment and disposable PPE and general refuse were sealed in a poly bag and disposed of as dry, non-hazardous solid waste.

3.0 ANALYTICAL RESULTS

Analytical results summary tables for samples collected by WESTON during the TBA are presented in Tables 2 through 8. Samples were submitted to TestAmerica Savannah Laboratory, for analysis under EPA Delivery of Analytical Services (DAS) Case R34842. TestAmerica Savannah Laboratory is a Commonwealth of Virginia-certified laboratory under Virginia's Department of General Services, Division of Consolidated Laboratory Services, Virginia Environmental Laboratory Accreditation Program, certificate number 8765 (Commonwealth of Virginia, 2016). To achieve the lowest detection limits possible, the laboratory was requested to report detections that meet target analyte identification criteria down to the method detection limit (MDL). Analytical data were validated to the Organic and Inorganic Level 2 in accordance with the USEPA Contract Laboratory Program National Functional Guidelines (NFG) for Superfund Organic Methods Data Review (EPA, 2014a) (Organic NFG) and for TAL metals, mercury, and cyanide by USEPA Contract Laboratory Program National Functional Guidelines for Inorganic Superfund Data Review (EPA, 2014b) (Inorganic NFG). This validation was assigned the Superfund Data Validation Label S2AVM (Stage_2A_Validation_Manual). Copies of the data laboratory reports and the data validation reports are included in Attachment 1.

Soil, sediment, and groundwater analytical data were compared to VADEQ VRP Voluntary Remediation Regulations, Tier II: Screening for Unrestricted Sites, including Table 2.5 Soil: Unrestricted, Table 2.6 Groundwater Unrestricted, and also Table 2.8 Sediment: Unrestricted. The data were also compared to Tier III: Screening for Restricted Sites including Table 2.9 Soil: Restricted, Table 2.10 Groundwater: Residential and Commercial Vapor Intrusion and also Table 2.13 Groundwater: Construction Worker (VADEQ, 2016)

3.1 SOIL

3.1.1 Surface Soil Samples

Twenty-two surface soil samples and one duplicate sample collected from the 0 to 2 ft bgs interval at the soil boring locations were analyzed by TestAmerica Savannah Laboratory by

EPA Methods 8260B (VOCs), 8270D (SVOCs), 6010C (metals), 7471B (mercury), and 9012A (cyanide).

Analytical results of the soil samples indicated the following:

VOCs

As shown in Tables 2A and 2B, several VOCs such as acetone, chloroform, toluene, and xylenes, methylcyclohexane, and methyl acetate, were detected in a small number of surface soil samples collected from the soil borings. However, detected concentrations did not exceed Virginia Tier II Screening Concentrations for Unrestricted Use.

SVOCs

As shown on Table 3A and 3B, the following SVOCs were detected in surface soil samples collected from soil borings: 2-methylnaphthalene, naphthalene, acenaphthene, acenaphthylene, benzo(a)anthracene, benzo(a)pyrene, benzo(b)fluoranthene, benzo(g,h,i)perylene, benzo(k)fluoranthene, bis(2-ethylhexyl)phthalate, carbazole, chrysene, dibenzo(a)anthracene, dibenzofuran, di-n-butylphthalate, fluoranthene, fluorene, indeno(1,2,3-cd)pyrene, phenanthrene, and pyrene.

Concentrations of benzo(a)anthracene (4 samples), benzo(a)pyrene (15 samples), benzo(b)fluoranthene (4 samples), dibenzo(a)anthracene (4 samples), and naphthalene (7 samples) exceeded their applicable Virginia Tier II Screening Concentration for Unrestricted Use. However, concentrations of SVOCs did not exceed their applicable Virginia Tier III Screening Concentration for Restricted Use.

Metals & Cyanide

As shown on Tables 4A and 4B, numerous metals, including mercury and cyanide, were detected in the majority of the surface soil samples collected from the soil borings. Concentrations of arsenic, chromium, cobalt, iron, and manganese in the majority of the samples exceeded their applicable Virginia Tier II Screening Concentration for Unrestricted Use. Additionally, one sample contained a concentration of silver above the Virginia Tier II Screening Concentration for Unrestricted Use and four samples contained concentrations of aluminum exceeding the

Virginia Tier II Screening Concentration for Unrestricted Use. However, concentrations of metals did not exceed their applicable Virginia Tier III Screening Concentration for Restricted Use.

An additional two surface soil samples were collected on Parcel 6 near the former transformer area and analyzed for EPA Methods 8260B (VOCs), 8270D (SVOCs), 6010C (metals), 7471B (mercury), and 8082A (PCBs). Analytical results of the surface soil samples indicated the following:

VOCs

As shown on Table 2B, VOCs were not detected in the two surface soil samples collected from Parcel 6 near the former transformer area.

SVOCs

As shown on Table 3B, SVOCs such as acetophenone, anthracene, benzaldehyde, benzo(a)anthracene, benzo(a)pyrene, benzo(b)fluoranthene, benzo(g,h,i)perylene, benzo(k)fluoranthene, bis(2-ethylhexyl)phthalate, chrysene, di-n-butylphthalate, fluoranthene, indeno(1,2,3-cd)pyrene, phenanthrene, and pyrene were detected in the surface soil samples collected from Parcel 6 near the former transformer area, particularly in sample SS-01. However, with the exception of the concentration of benzo(a)pyrene detected in SS-01, detected concentrations of SVOCs did not exceed the Virginia Tier II Screening Concentration for Unrestricted Use. However, concentrations of SVOCs did not exceed their applicable Virginia Tier III Screening Concentration for Restricted Use.

Polychlorinated Biphenyls

PCBs were not detected in the two surface soil samples collected from Parcel 6 near the former transformer area.

Metals

As shown on Table 4B, numerous metals, including mercury and cyanide, were detected in the surface soil samples collected from Parcel 6 near the former transformer area. Concentrations of

arsenic, chromium, cobalt, iron, and manganese in the samples exceeded their applicable Virginia Tier II Screening Concentration for Unrestricted Use. Additionally, one sample, SS-01, contained a concentration of aluminum exceeding the Virginia Tier II Screening Concentration for Unrestricted Use. However, concentrations of metals did not exceed their applicable Virginia Tier III Screening Concentration for Restricted Use.

3.1.2 Subsurface Soil Samples

Twenty-one subsurface soil samples and one duplicate sample were collected and analyzed by TestAmerica Savannah Laboratory for EPA Methods 8260B (VOCs), 8270D (SVOCs), 6010C (metals), 7471B (mercury), and 9012A (cyanide). Soil Boring 19 encountered refusal at 2 ft bgs after three attempts; therefore, a subsurface soil sample was not collected at this location. Analytical results of the subsurface soil samples indicated the following:

VOCs

As shown in Tables 2A and 2B, several VOCs, such as acetone, 2-butanone (MEK), toluene, methylcyclohexane, methyl acetate and methylene chloride, were detected in a small number of subsurface soil samples collected from the soil borings. However, with the exception of the concentration of methyl acetate detected in one sample, SB-06, detected concentrations of SVOCs did not exceed the Virginia Tier II Screening Concentration for Unrestricted Use. The concentration of methyl acetate detected in SB-06 did not exceed the Virginia Tier III Screening Concentration for Restricted Use.

SVOCs

As shown on Tables 3A and 3B, the following SVOCs were detected in the majority of the subsurface soil samples collected from the soil borings: 2-methylnaphthalene, 2-methylphenol, naphthalene, acenaphthene, acenaphthylene, acetophenone, benzaldehyde, benzo(a)anthracene, benzo(a)pyrene, benzo(b)fluoranthene, benzo(g,h,i)perylene, benzo(k)fluoranthene, bis(2-ethylhexyl)phthalate, carbazole, chrysene, dibenzo(a)anthracene, dibenzofuran, fluoranthene, fluorene, indeno(1,2,3-cd)pyrene, phenanthrene, and pyrene. Additionally, caprolactam was detected in one sample and 3&4-methylphenol was detected in two samples.

Concentrations of benzo(a)anthracene (1 sample), benzo(a)pyrene (8 samples), benzo(b)fluoranthene (1 sample), dibenzo(a)anthracene (2 samples), dibenzofuran (1 sample), and naphthalene (5 samples) exceeded their applicable Virginia Tier II Screening Concentration for Unrestricted Use. However, concentrations of SVOCs did not exceed their applicable Virginia Tier III Screening Concentration for Restricted Use.

Metals & Cyanide

As shown on Tables 4A and 4B, numerous metals, including mercury and cyanide, were detected in the majority of the subsurface soil samples collected from the soil borings. Concentrations of arsenic, chromium, cobalt, iron, and manganese in the majority of the samples exceeded their applicable Virginia Tier II Screening Concentration for Unrestricted Use. Additionally, one sample (SB-14) contained concentrations of nickel and cyanide above the Virginia Tier II Screening Concentration for Unrestricted Use and five samples contained concentrations of aluminum exceeding the Virginia Tier II Screening Concentration for Unrestricted Use. However, concentrations of metals did not exceed their applicable Virginia Tier III Screening Concentration for Restricted Use.

3.2 SEDIMENT

3.2.1 Sediment Samples

Three samples and one duplicate sample were collected from the Elizabeth River and analyzed by TestAmerica Savannah Laboratory using EPA Methods 8270D (SVOCs), 6010C (metals), and 7471B (mercury). Analytical results of the sediment samples are presented in the following paragraphs.

SVOCs

As shown on Table 5, the following SVOCs were detected in the sediment samples collected from the Elizabeth River: 2-methylnaphthalene, naphthalene, acenaphthene, acenaphthylene, anthracene, benzo(a)anthracene, benzo(a)pyrene, benzo(b)fluoranthene, benzo(g,h,i)perylene, benzo(k)fluoranthene, bis(2-ethylhexyl)phthalate, carbazole, chrysene, dibenzo(a)anthracene,

dibenzofuran, fluoranthene, fluorene, indeno(1,2,3-cd)pyrene, phenanthrene, and pyrene. With the exception of the concentrations of benzo(a)pyrene detected in all three sediment samples, concentrations of detected SVOCs did not exceed their applicable Virginia Tier II Screening Concentration for Unrestricted Use.

Metals & Cyanide

As shown on Table 6, numerous metals, including mercury and cyanide, were detected in the sediment samples collected from the Elizabeth River. However, detected concentrations did not exceed their applicable Virginia Tier II Screening Concentration for Unrestricted Use.

3.3 GROUNDWATER

3.3.1 Groundwater Samples

Two rounds of groundwater samples were collected during the investigation. Both rounds of sampling involved the collection of water from the three monitoring wells that were installed at the Site during the TBA. During both groundwater sampling events, three groundwater samples and one duplicate sample were collected from the wells with the pump intake placement in the center of the screened interval at approximately 10 ft bgs. Both rounds of samples were analyzed by TestAmerica Savannah Laboratory using EPA Methods 8260B (VOCs), 8270D (SVOCs and low level PAHs), 6010C and 6020A (metals-total and dissolved), 7470A (mercury), and 9012A (cyanide). Analytical results of the groundwater samples are presented in the following paragraphs.

VOCs

VOCs were not detected in any of the groundwater samples collected from any of the monitoring wells during either round of sampling.

SVOCs

As shown on Table 7, low levels of SVOCs, such as acenaphthene, anthracene, benzo(a)anthracene, benzo(a)pyrene, benzo(b)fluoranthene, benzo(k)fluoranthene, benzo(g,h,i)perylene, carbazole, chrysene, dibenzo(a)anthracene, dibenzofuran, diethyl phthalate,

fluoranthene, fluorene, indeno(1,2,3-cd)pyrene, phenanthrene, pyrene and naphthalene, were detected in the groundwater samples collected from the on-site monitoring wells, particularly in the sample collected from MW-03 in March 2016. Additionally, the groundwater sample collected from MW-02 in May 2016 contained a concentration of 2,4-dinitrophenol. With the exception of the concentration of dibenzo(a)anthracene detected in MW-03 during the March 2016 sampling event and the concentration of 2,4-dinitrophenol detected in MW-02 during the May 2016 sampling event, concentrations of SVOCs detected in the groundwater samples did not exceed applicable Virginia Tier II Screening Concentration for Unrestricted Use. Additionally, the concentrations of dibenzo(a)anthracene and 2,4-dinitrophenol did not exceed their applicable Virginia Tier III Screening Levels for Residential or Commercial Vapor Intrusion or Construction Worker.

Metals & Cyanide

As shown on Table 8, numerous metals were detected in the groundwater samples collected from the on-site monitoring wells. There was not a significance difference in detected concentrations between the total and dissolved fractions. With the exception of the concentrations of cobalt, iron, and manganese in the majority of the samples collected during both rounds of sampling, concentrations of metals did not exceed their applicable Virginia Tier II Screening Concentration for Unrestricted Use. Additionally, the concentrations of cobalt, iron, and manganese did not exceed the applicable Virginia Tier III Screening Levels for Construction Worker. Mercury and cyanide were not detected in any of the groundwater samples collected.

3.4 QUALITY ASSURANCE/QUALITY CONTROL

Field quality assurance/quality control (QA/QC) measures consisted of the collection of trip blank samples, which were submitted for VOC analysis, field duplicates, ambient field blanks, and equipment rinsate blank samples. A complete discussion of the results of the QA/QC samples and their relative impact on the analytical data is provided in the attached Data Validation Reports (Attachment 1). Of note, the nondetect results for 2,4-dinitrophenol during the March 2016 groundwater sampling were rejected (indicated with an R qualifier on Table 7), because

the percent recoveries of the laboratory control sample/laboratory control sample duplicate (LCS/LCSD) were outside the laboratory control limit.

4.0 FINDINGS AND CONCLUSIONS

4.1 FINDINGS

The following findings and conclusions are based on the data collected during the Targeted Brownfield Assessment:

- Several VOCs were detected in a small number of surface soil samples. However, detected concentrations did not exceed Virginia Tier II Screening Concentrations for Unrestricted Use.

- Several VOCs were detected in a small number of subsurface soil samples. However, with the exception of the concentration of methyl acetate detected in one sample, SB-06, detected concentrations of SVOCs did not exceed the Virginia Tier II Screening Concentration for Unrestricted Use. The concentration of methyl acetate detected in SB-06 did not exceed the Virginia Tier III Screening Concentration for Restricted Use.

- Numerous SVOCs were detected in the surface soil samples. Concentrations of benzo(a)anthracene (4 samples), benzo(a)pyrene (16 samples), benzo(b)fluoranthene (4 samples), dibenzo(a)anthracene (4 samples), and naphthalene (7 samples) exceeded their applicable Virginia Tier II Screening Concentration for Unrestricted Use. However, concentrations of SVOCs did not exceed their applicable Virginia Tier III Screening Concentration for Restricted Use.

- Numerous SVOCs were detected in the subsurface soil samples. Concentrations of benzo(a)anthracene (1 sample), benzo(a)pyrene (8 samples), benzo(b)fluoranthene (1 sample), dibenzo(a)anthracene (2 samples), dibenzofuran (1 sample), and naphthalene (5 samples) exceeded their applicable Virginia Tier II Screening Concentration for Unrestricted Use. However, concentrations of SVOCs did not exceed their applicable Virginia Tier III Screening Concentration for Restricted Use.

- Numerous metals, including mercury and cyanide, were detected in the majority of the surface soil samples. Concentrations of arsenic, chromium, cobalt, iron, and manganese in the majority of the samples exceeded their applicable Virginia Tier II Screening Concentration for Unrestricted Use. Additionally, one sample contained a concentration of silver above the Virginia Tier II Screening Concentration for Unrestricted Use and five samples contained concentrations of aluminum exceeding the Virginia Tier II Screening Concentration for Unrestricted Use. However, concentrations of metals did not exceed their applicable Virginia Tier III Screening Concentration for Restricted Use.

- Numerous metals, including mercury and cyanide, were detected in the majority of the subsurface soil samples. Concentrations of arsenic, chromium, cobalt, iron, and manganese in the majority of the samples exceeded their applicable Virginia Tier II Screening Concentration for Unrestricted Use. Additionally, one sample (SB-14) contained a concentrations of nickel and cyanide above the Virginia Tier II Screening Concentration for Unrestricted Use and five samples contained concentrations of

aluminum exceeding the Virginia Tier II Screening Concentration for Unrestricted Use. However, concentrations of metals did not exceed their applicable Virginia Tier III Screening Concentration for Restricted Use.

- Numerous SVOCs were detected in the sediment samples. However, with the exception of the concentrations of benzo(a)pyrene detected in all three sediment samples, concentrations of detected SVOCs did not exceed their applicable Virginia Tier II Screening Concentration for Unrestricted Use.

- Numerous metals, including mercury and cyanide, were detected in the sediment samples collected from the Elizabeth River. However, detected concentrations did not exceed applicable Virginia Tier II Screening Concentration for Unrestricted Use.

- Low-levels of SVOCs were detected in the groundwater samples. However, with the exception of the concentration of dibenzo(a)anthracene detected in MW-03 during the March 2016 sampling event and the concentration of 2,4-dinitrophenol detected in MW-02 during the May 2016 sampling event, concentrations of SVOCs detected in the groundwater samples did not exceed applicable Virginia Tier II Screening Concentration for Unrestricted Use. Additionally, the concentrations of dibenzo(a)anthracene and 2,4-dinitrophenol did not exceed applicable Virginia Tier III Screening Levels for Residential or Commercial Vapor Intrusion or Construction Worker.

- Numerous metals were detected in the groundwater samples; there was not a significant difference between the concentrations detected in the total and dissolved fractions. With the exception of the concentrations of cobalt, iron, and manganese in the majority of the samples, concentrations of metals did not exceed their applicable Virginia Tier II Screening Concentration for Unrestricted Use. Additionally, the concentrations of cobalt, iron, and manganese did not exceed applicable Virginia Tier III Screening Levels for Construction Worker. Mercury and cyanide were not detected in the groundwater samples.

4.2 CONCLUSIONS

Based on the results of the soil, sediment, and groundwater sampling conducted during the Targeted Brownfield Assessment in March and May 2016, and the intended use of the Site for development of a shopping and restaurant district and associated parking, no remediation of soil or groundwater is warranted. However, if in the future the Site would be considered for residential use, limited soil remediation may be warranted. Additionally, to minimize the runoff of contaminated soil on-site into the Elizabeth River, particularly during construction, WESTON suggests implementation of an engineered barrier and erosion control measures along the bank of the river.

5.0 REFERENCES

ASTM International (ASTM). 2011. ASTM E1903-11, *Standard Practice for Environmental Site Assessments: Phase II Environmental Site Assessment Process*.

Commonwealth of Virginia. 2016. Commonwealth of Virginia Department of General Services, Division of Consolidated Laboratory Services. http://dgs.virginia.gov/LinkClick.aspx?fileticket=L3BUd_tgkdE%3d&portalid=0 Accessed: September 27, 2016.

EMS Environmental, Inc. 2003a. *Phase I Environmental Site Assessment Report Elizabeth River Land Company Property*. Prepared for Norfolk City Attorney's Office. April.

EMS Environmental, Inc. 2003b. *Phase II Environmental Site Assessment Report Elizabeth River Land Company Property*. Prepared for Norfolk City Attorney's Office. June.

EPA (U.S. Environmental Protection Agency). 1991. OLEM (Office of Land and Emergency Materials Recovery and Waste Management Division), formerly known as the Office of Solid Waste and Emergency Response (OSWER). Directive 9345.3-02 *Management of Investigation-Derived-Waste During Site Investigation*. Office of Emergency and Remedial Response. Washington, DC. May. http://www.epa.gov/aboutepa/about-office-land-and-emergency-management-olem. Accessed on December 17th, 2015.

EPA (U.S. Environmental Protection Agency). 2014a. *National Functional Guidelines for Superfund Organic Methods Data Review*. USEPA-540-R-014-002. August.

EPA (U.S. Environmental Protection Agency). 2014b. *National Functional Guidelines for Inorganic Superfund Data Review*. USEPA-540-R-013-001. August.

EPA (U.S. Environmental Protection Agency). 2016. Making a Visible Difference in Communities Initiative (*EPA Smart Growth Program - http://www.epa.gov/smartgrowth*). Accessed: August.

FEMA (Federal Emergency Management Agency). 2015. Flood Insurance Rate Maps, Norfolk VA. www.norfolk.gov/index.aspx?NID=1949. Accessed: December 29, 2015.

GET Solutions, Inc. 2008. *Subsurface Exploration and Geotechnical Engineering Services, Harbor Park Stadium - Party Deck*. Prepared for Powell Management Associates.

URS Corporation. 2007. *Phase I Environmental Site Assessment Report Haynesworth Properties*. Prepared for Norfolk City Attorney's Office. September.

VADEQ (Virginia Department of Environmental Quality). 2016. VRP Screening Levels. http://www.deq.virginia.gov/Programs/LandProtectionRevitalization/RemediationProgram/VoluntaryRemediationProgram/VRPRiskAssessmentGuidance/Tables.aspx Accessed: August 30, 2016.

WESTON (Weston Solutions, Inc). 2015. ESA Review and Summary – Harbor Park Site, Norfolk, Virginia. October.

WESTON (Weston Solutions, Inc). 2016. Draft Field Sampling and Analysis Plan for the Harbor Park Site, Norfolk, Virginia. January.

FIGURES

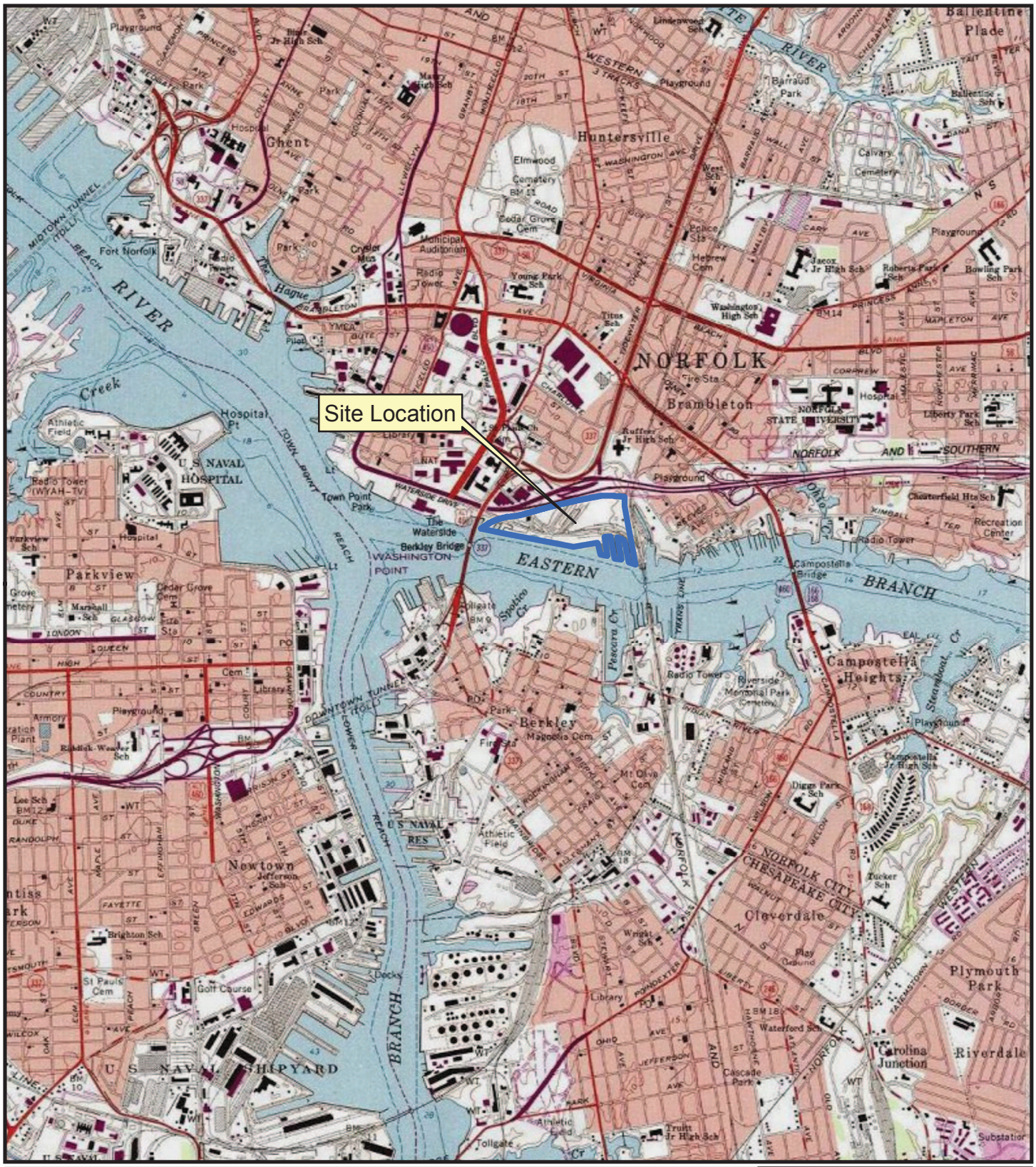

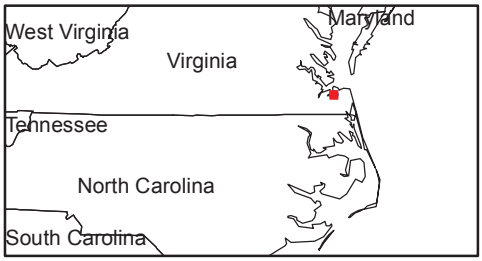

N

Coordinate System:
WGS84 UTM Zone 18N Feet

0 2,000 4,000

Feet

Harbor Park Site
Norfolk, VA

Figure 1
Site Location Map

TDD#: W504-15-09-001
Contract: EP-S3-15-02
Prepared: 9/16/2016

WESTON SOLUTIONS

File: Y:\EPA_Region_III\Harbor_State_Park\MXD\SiteLocation.mxd, 9/16/2016 12:31:26 PM, johna

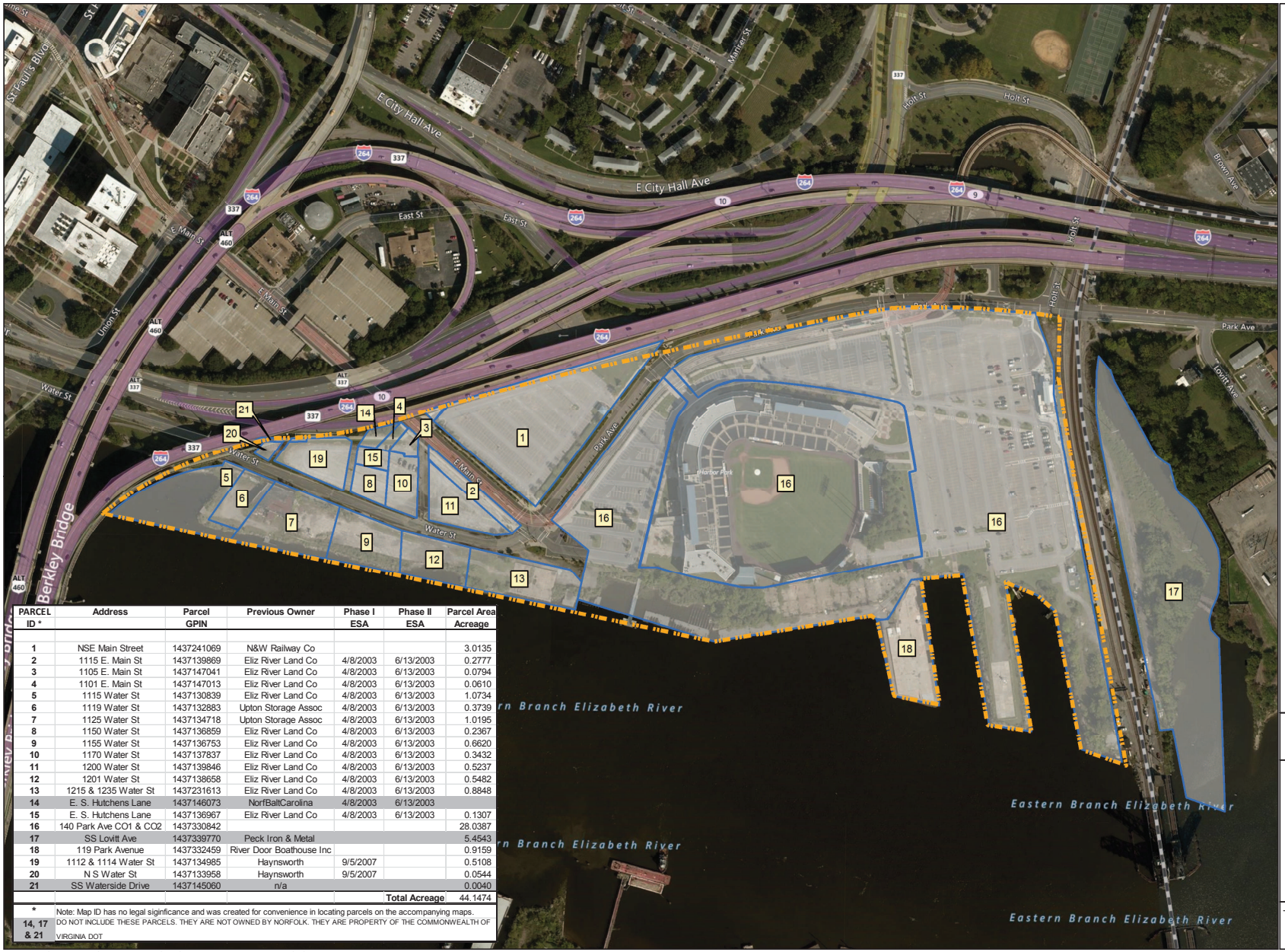

PARCEL ID *	Address	Parcel GPIN	Previous Owner	Phase I ESA	Phase II ESA	Parcel Area Acreage
1	NSE Main Street	1437241069	N&W Railway Co			3.0135
2	1115 E. Main St	1437139869	Eliz River Land Co	4/8/2003	6/13/2003	0.2777
3	1105 E. Main St	1437147041	Eliz River Land Co	4/8/2003	6/13/2003	0.0794
4	1101 E. Main St	1437147013	Eliz River Land Co	4/8/2003	6/13/2003	0.0610
5	1115 Water St	1437130839	Eliz River Land Co	4/8/2003	6/13/2003	1.0734
6	1119 Water St	1437132883	Upton Storage Assoc	4/8/2003	6/13/2003	0.3739
7	1125 Water St	1437134718	Upton Storage Assoc	4/8/2003	6/13/2003	1.0195
8	1150 Water St	1437136859	Eliz River Land Co	4/8/2003	6/13/2003	0.2367
9	1155 Water St	1437136753	Eliz River Land Co	4/8/2003	6/13/2003	0.6620
10	1170 Water St	1437137837	Eliz River Land Co	4/8/2003	6/13/2003	0.3432
11	1200 Water St	1437139846	Eliz River Land Co	4/8/2003	6/13/2003	0.5237
12	1201 Water St	1437138658	Eliz River Land Co	4/8/2003	6/13/2003	0.5482
13	1215 & 1235 Water St	1437231613	Eliz River Land Co	4/8/2003	6/13/2003	0.8848
14	E. S. Hutchens Lane	1437146073	NorfBaltCarolina	4/8/2003	6/13/2003	
15	E. S. Hutchens Lane	1437136967	Eliz River Land Co	4/8/2003	6/13/2003	0.1307
16	140 Park Ave CO1 & CO2	1437330842				28.0387
17	SS Lovitt Ave	1437339770	Peck Iron & Metal			5.4543
18	119 Park Avenue	1437332459	River Door Boathouse Inc			0.9159
19	1112 & 1114 Water St	1437134985	Haynsworth	9/5/2007		0.5108
20	N S Water St	1437133958	Haynsworth	9/5/2007		0.0544
21	SS Waterside Drive	1437145060	n/a			0.0040
					Total Acreage	44.1474

* Note: Map ID has no legal siginficance and was created for convenience in locating parcels on the accompanying maps.

14, 17 & 21 DO NOT INCLUDE THESE PARCELS. THEY ARE NOT OWNED BY NORFOLK. THEY ARE PROPERTY OF THE COMMONWEALTH OF VIRGINIA DOT

File: Y:\EPA_Region_III\Harbor_State_Park\MXD\Site_Layout_Parcel_Bound.mxd, 9/16/2016 12:34:06 PM, johna

Legend

Site Boundary

Parcel Boundary

Imagery: ESRI, Bing Mapping Service, 2014

N

Coordinate System: WGS84 UTM Zone 18N Feet

0 275

Feet

Harbor Park Site
Norfolk, VA

Figure 2
Site Layout
and Parcel Boundaries Map

TDD#: W504-15-09-001
Contract: EP-S3-15-02
Prepared: 9/16/2016

WESTON SOLUTIONS

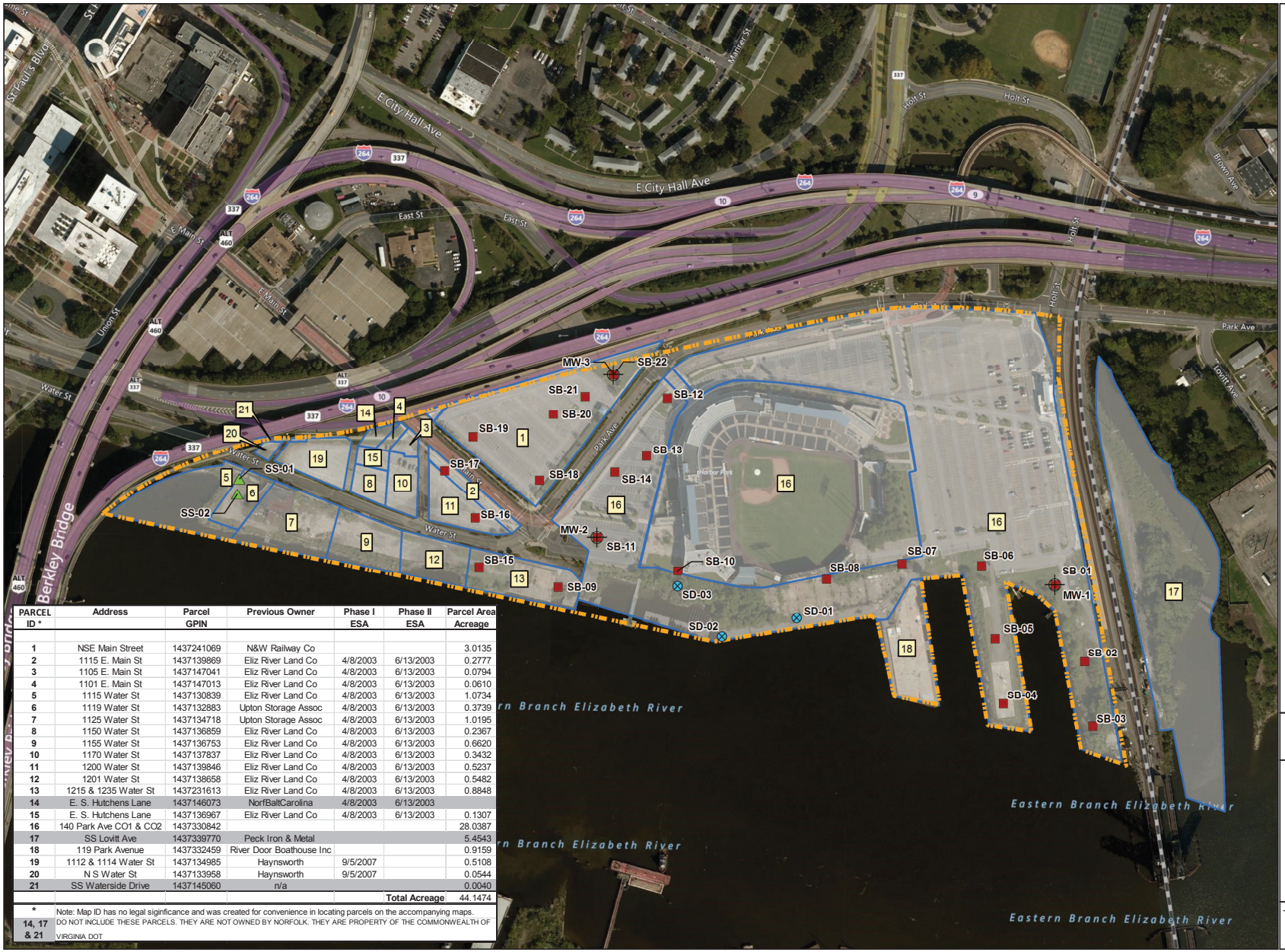

PARCEL ID *	Address	Parcel GPIN	Previous Owner	Phase I ESA	Phase II ESA	Parcel Area Acreage
1	NSE Main Street	1437241069	N&W Railway Co			3.0135
2	1115 E. Main St	1437139869	Eliz River Land Co	4/8/2003	6/13/2003	0.2777
3	1105 E. Main St	1437147041	Eliz River Land Co	4/8/2003	6/13/2003	0.0794
4	1101 E. Main St	1437147013	Eliz River Land Co	4/8/2003	6/13/2003	0.0610
5	1115 Water St	1437130839	Eliz River Land Co	4/8/2003	6/13/2003	1.0734
6	1119 Water St	1437132883	Upton Storage Assoc	4/8/2003	6/13/2003	0.3739
7	1125 Water St	1437134718	Upton Storage Assoc	4/8/2003	6/13/2003	1.0195
8	1150 Water St	1437136859	Eliz River Land Co	4/8/2003	6/13/2003	0.2367
9	1155 Water St	1437136753	Eliz River Land Co	4/8/2003	6/13/2003	0.6620
10	1170 Water St	1437137837	Eliz River Land Co	4/8/2003	6/13/2003	0.3432
11	1200 Water St	1437139846	Eliz River Land Co	4/8/2003	6/13/2003	0.5237
12	1201 Water St	1437138658	Eliz River Land Co	4/8/2003	6/13/2003	0.5482
13	1215 & 1235 Water St	1437231613	Eliz River Land Co	4/8/2003	6/13/2003	0.8848
14	E. S. Hutchens Lane	1437146073	NorfBaltCarolina	4/8/2003	6/13/2003	
15	E. S. Hutchens Lane	1437136967	Eliz River Land Co	4/8/2003	6/13/2003	0.1307
16	140 Park Ave CO1 & CO2	1437330842				28.0387
17	SS Lovitt Ave	1437339770	Peck Iron & Metal			5.4543
18	119 Park Avenue	1437332459	River Door Boathouse Inc			0.9159
19	1112 & 1114 Water St	1437134985	Haynsworth	9/5/2007		0.5108
20	N S Water St	1437133958	Haynsworth	9/5/2007		0.0544
21	SS Waterside Drive	1437145060	n/a			0.0040
					Total Acreage	44.1474

* Note: Map ID has no legal siginficance and was created for convenience in locating parcels on the accompanying maps.

14, 17 & 21 DO NOT INCLUDE THESE PARCELS. THEY ARE NOT OWNED BY NORFOLK. THEY ARE PROPERTY OF THE COMMONWEALTH OF VIRGINIA DOT

File: Y:\EPA_Region_III\Harbor_State_Park\MXD\Actual_Sampling_locs.mxd, 9/16/2016 12:36:20 PM, johna

Legend

- Monitoring Well Locations
- Soil Boring Locations
- Surface Sample Locations
- Sediment Sample Locations
- Site Boundary
- Parcel Boundary

Imagery: ESRI, Bing Mapping Service, 2014

N

Coordinate System: WGS84 UTM Zone 18N Feet

0 275
Feet

Harbor Park Site
Norfolk, VA

Figure 3
Sample Locations

TDD#: W504-15-09-001
Contract: EP-S3-15-02
Prepared: 9/16/2016

WESTON SOLUTIONS

TABLES

Table 1
Harbor Park Site Sample Summary Table

Sample Identifier	Sample Matrix	Analyses	Sampling Location and Rationale
HPS-SB-01 (0-1)	Soil	VOCs, SVOCs, Metals + Hg and Cyanide	Borehole advanced to assess potential impacts to surficial soil.
HPS-SB-01 (9-10)	Soil	VOCs, SVOCs, Metals + Hg and Cyanide	Borehole advanced to assess potential impacts to subsurface soil.
HPS-SB-02 (0-1)	Soil	VOCs, SVOCs, Metals + Hg and Cyanide	Borehole advanced to assess potential impacts to surficial soil.
HPS-SB-02 (9-10)	Soil	VOCs, SVOCs, Metals + Hg and Cyanide	Borehole advanced to assess potential impacts to subsurface soil.
HPS-SB-03 (0-1)	Soil	VOCs, SVOCs, Metals + Hg and Cyanide	Borehole advanced to assess potential impacts to surficial soil.
HPS-SB-03 (9-10)	Soil	VOCs, SVOCs, Metals + Hg and Cyanide	Borehole advanced to assess potential impacts to subsurface soil.
HPS-SB-04 (0-1)	Soil	VOCs, SVOCs, Metals + Hg and Cyanide	Borehole advanced to assess potential impacts to surficial soil.
HPS-SB-04 (9-10)	Soil	VOCs, SVOCs, Metals + Hg and Cyanide	Borehole advanced to assess potential impacts to subsurface soil.
HPS-SB-05 (0-2)	Soil	VOCs, SVOCs, Metals + Hg and Cyanide	Borehole advanced to assess potential impacts to surficial soil.
HPS-SB-05 (8-9)	Soil	VOCs, SVOCs, Metals + Hg and Cyanide	Borehole advanced to assess potential impacts to subsurface soil.
HPS-SB-06 (0-2)	Soil	VOCs, SVOCs, Metals + Hg and Cyanide	Borehole advanced to assess potential impacts to surficial soil.
HPS-SB-06 (0-2)-01	Soil	VOCs, SVOCs, Metals + Hg and Cyanide	Duplicate sample of HPS-SB-06 (0-2) to assess the reproductibility of sampling and laboratory procedures.
HPS-SB-06 (8-9)	Soil	VOCs, SVOCs, Metals + Hg and Cyanide	Borehole advanced to assess potential impacts to surficial soil.
HPS-SB-07 (0-1)	Soil	VOCs, SVOCs, Metals + Hg and Cyanide	Borehole advanced to assess potential impacts to subsurface soil.
HPS-SB-07 (8-9)	Soil	VOCs, SVOCs, Metals + Hg and Cyanide	Borehole advanced to assess potential impacts to surficial soil.
HPS-SB-08 (0-1)	Soil	VOCs, SVOCs, Metals + Hg and Cyanide	Borehole advanced to assess potential impacts to subsurface soil.
HPS-SB-08 (9-10)	Soil	VOCs, SVOCs, Metals + Hg and Cyanide	Borehole advanced to assess potential impacts to surficial soil.
HPS-SB-09 (0-2)	Soil	VOCs, SVOCs, Metals + Hg and Cyanide	Borehole advanced to assess potential impacts to subsurface soil.
HPS-SB-09 (6-7)	Soil	VOCs, SVOCs, Metals + Hg and Cyanide	Borehole advanced to assess potential impacts to surficial soil.
HPS-SB-10 (0-1)	Soil	VOCs, SVOCs, Metals + Hg and Cyanide	Borehole advanced to assess potential impacts to subsurface soil.
HPS-SB-10 (6-7)	Soil	VOCs, SVOCs, Metals + Hg and Cyanide	Borehole advanced to assess potential impacts to surficial soil.
HPS-SB-11 (0-1)	Soil	VOCs, SVOCs, Metals + Hg and Cyanide	Borehole advanced to assess potential impacts to subsurface soil.
HPS-SB-11 (10-12)	Soil	VOCs, SVOCs, Metals + Hg and Cyanide	Borehole advanced to assess potential impacts to surficial soil.
HPS-SB-12 (0-1)	Soil	VOCs, SVOCs, Metals + Hg and Cyanide	Borehole advanced to assess potential impacts to subsurface soil.
HPS-SB-12 (10-12)	Soil	VOCs, SVOCs, Metals + Hg and Cyanide	Borehole advanced to assess potential impacts to surficial soil.
HPS-SB-12 (10-12)-01	Soil	VOCs, SVOCs, Metals + Hg and Cyanide	Duplicate sample of HPS-SB-12 (10-12) to assess the reproductibility of sampling and laboratory procedures.
HPS-SB-13 (0-1)	Soil	VOCs, SVOCs, Metals + Hg and Cyanide	Borehole advanced to assess potential impacts to surficial soil.
HPS-SB-13 (9-10)	Soil	VOCs, SVOCs, Metals + Hg and Cyanide	Borehole advanced to assess potential impacts to subsurface soil.
HPS-SB-14 (0-1)	Soil	VOCs, SVOCs, Metals + Hg and Cyanide	Borehole advanced to assess potential impacts to surficial soil.
HPS-SB-14 (8-9)	Soil	VOCs, SVOCs, Metals + Hg and Cyanide	Borehole advanced to assess potential impacts to subsurface soil.
HPS-SB-15 (0-1)	Soil	VOCs, SVOCs, Metals + Hg and Cyanide	Borehole advanced to assess potential impacts to surficial soil.
HPS-SB-15 (8-9)	Soil	VOCs, SVOCs, Metals + Hg and Cyanide	Borehole advanced to assess potential impacts to subsurface soil.
HPS-SB-16 (0-1)	Soil	VOCs, SVOCs, Metals + Hg and Cyanide	Borehole advanced to assess potential impacts to surficial soil.
HPS-SB-16 (8-10)	Soil	VOCs, SVOCs, Metals + Hg and Cyanide	Borehole advanced to assess potential impacts to subsurface soil.

Notes:
DS = Subsurface sample
Hg = Mercury
MS = Maisel Street
SS = Surface sample
SVOCs = Semivolatile organic compounds
VOCs = Volatile organic compounds

Table 1
Harbor Park Site Sample Summary Table

Sample Identifier	Sample Matrix	Analyses	Sampling Location and Rationale
HPS-SB-17 (0-1)	Soil	VOCs, SVOCs, Metals + Hg and Cyanide	Borehole advanced to assess potential impacts to surficial soil.
HPS-SB-17 (6-7)	Soil	VOCs, SVOCs, Metals + Hg and Cyanide	Borehole advanced to assess potential impacts to subsurface soil.
HPS-SB-18 (0-1)	Soil	VOCs, SVOCs, Metals + Hg and Cyanide	Borehole advanced to assess potential impacts to surficial soil.
HPS-SB-18 (4-5)	Soil	VOCs, SVOCs, Metals + Hg and Cyanide	Borehole advanced to assess potential impacts to subsurface soil.
HPS-SB-19 (0-1)	Soil	VOCs, SVOCs, Metals + Hg and Cyanide	Borehole advanced to assess potential impacts to surficial soil.
HPS-SB-20 (0-1)	Soil	VOCs, SVOCs, Metals + Hg and Cyanide	Borehole advanced to assess potential impacts to surficial soil.
HPS-SB-20 (4-5)	Soil	VOCs, SVOCs, Metals + Hg and Cyanide	Borehole advanced to assess potential impacts to subsurface soil.
HPS-SB-21 (0-1)	Soil	VOCs, SVOCs, Metals + Hg and Cyanide	Borehole advanced to assess potential impacts to surficial soil.
HPS-SB-21 (8-9)	Soil	VOCs, SVOCs, Metals + Hg and Cyanide	Borehole advanced to assess potential impacts to subsurface soil.
HPS-SB-22 (0-1)	Soil	VOCs, SVOCs, Metals + Hg and Cyanide	Borehole advanced to assess potential impacts to surficial soil.
HPS-SB-22 (4-5)	Soil	VOCs, SVOCs, Metals + Hg and Cyanide	Borehole advanced to assess potential impacts to subsurface soil.
HPS-SS-01	Soil	VOCs, SVOCs, PCBs,Metals + Hg and Cyanide	Surface soil sample to assess impacts from former transformer area.
HPS-SS-02	Soil	VOCs, SVOCs, PCBs, Metals + Hg and Cyanide	Surface soil sample to assess impacts from former transformer area.
HPS-SD-01	Sediment	SVOCs, Metals + Hg and Cyanide	Sediment sample to asses impacts to the Elizabeth River.
HPS-SD-02	Sediment	SVOCs, Metals + Hg and Cyanide	Sediment sample to asses impacts to the Elizabeth River.
HPS-SD-03	Sediment	SVOCs, Metals + Hg and Cyanide	Sediment sample to asses impacts to the Elizabeth River.
HPS-MW-01	Aqueous	VOCs, SVOCs, Metals + Hg and Cyanide	Groundwater sample to assess impacts to groundwater.
HPS-MW-02	Aqueous	VOCs, SVOCs, Metals + Hg and Cyanide	Groundwater sample to assess impacts to groundwater.
HPS-MW-03	Aqueous	VOCs, SVOCs, Metals + Hg and Cyanide	Groundwater sample to assess impacts to groundwater.
HPS-TB-01-3	Aqueous	VOCs	QA/QC sample to assess cross-contamination during transport/storage.
HPS-TB-02-3	Aqueous	VOCs	QA/QC sample to assess cross-contamination during transport/storage.
HPS-RB-01-02	Aqueous	SVOCS, Metals + Hg, Cyanide	QA/QC sample to assess whether Geoprobe® was properly decontaminated between locations.
HPS-RB-02-02	Aqueous	VOCs, SVOCS, Metals + Hg, Cyanide	QA/QC sample to assess whether Geoprobe® was properly decontaminated between locations.
HPS-FB-01	Aqueous	VOCs, SVOCS, Metals + Hg, Cyanide	QA/QC sample to assess assess whether contaminants were introduced during sample collection, storage, and shipment as well as sample handling by the laboratory

Notes:
FB= Field Blank
HBS = Harbor Park Site
Hg = Mercury
PCB = Polychlorinated biphenyls
QA/QC = Quality Assurrance/Quality Control
RB = Rinsate blank
SB= Subsurface soil
SD = Sediment
SS = Surface sample
SVOCs = Semivolatile organic compounds
TB = Trip blank
VOCs = Volatile organic compounds

Table 2-A
Harbor Park Site - TBA
Detected Volatile Organic Compounds in Surface and Subsurface Soil Samples

			Virginia Tier II Screening Levels	SB-01(0-1)	SB-01(9-10)	SB-02(0-1)	SB-02(9-10)	SB-03(0-1)
		Field Sample ID:		SB-01(0-1)	SB-01(9-10)	SB-02(0-1)	SB-02(9-10)	SB-03(0-1)
		CLP Sample ID:		C0AA6	C0AA7	C0AA8	C0AA9	C0AB0
		Laboratory Sample ID:		680-122192-1	680-122192-2	680-122192-3	680-122192-4	680-122192-5
		Date Collected:		2/23/2016	2/23/2016	2/23/2016	2/23/2016	2/23/2016
		Sample Type:		Field Sample	Field Sample	Field Sample	Field Sample	Field Sample
Method	**Analtye**	**Units**		**Qualified Result**	**Qualified Result**	**Qualified Result**	**Qualified Result**	**Qualified Result**
8260B	Acetone	ug/Kg	3,200	540 U	11 U	730 U	**13 J**	11 U
8260B	2-Butanone (MEK)	ug/Kg	1,430	120 U	2.4 U	160 U	2.3 U	2.4 U
8260B	Carbon disulfide	ug/Kg	550	54 U	1.1 U	73 U	1.1 U	1.1 U
8260B	Chloroform	ug/Kg	510	**100 J**	1.1 U	73 U	1.1 U	1.1 U
8260B	Toluene	ug/Kg	31,110	**73 J**	0.84 U	56 U	0.82 U	0.84 U
8260B	o-Xylene	ug/Kg	930	**66 J**	1.1 U	73 U	1.1 U	1.1 U
8260B	Xylenes, Total	ug/Kg	58,000	**66 J**	1.1 U	73 U	1.1 U	1.1 U
8260B	Methylcyclohexane	ug/Kg	NL	**550**	0.86 U	**110 J**	0.84 U	0.86 U
8260B	Methyl acetate	ug/Kg	4,770	**570 J**	5.0 U	330 U	4.9 U	5.0 U

Notes:
Bolded results indicate detected concentrations.
Shaded results indicate detected concentrations exceed the Virginia Tier II Screening Concentration.
µg/kg = micrograms per kilogram
U = Not detected at the reported concentration.
J = The reported concentration is estimated.
NL = No listed value
UJ = The reported detection limit is estimated.
R = The reported result is rejected.
Non-detected results are reported to the method detection limit (MDL).

Table 2-A
Harbor Park Site - TBA
Detected Volatile Organic Compounds in Surface and Subsurface Soil Samples

			Virginia Tier II Screening Levels	SB-03(9-10)	SB-04(0-1)	SB-04(9-10)	SB-04(0-2)
		Field Sample ID:		**SB-03(9-10)**	**SB-04(0-1)**	**SB-04(9-10)**	**SB-04(0-2)**
		CLP Sample ID:		**C0AB1**	**C0AB2**	**C0AB3**	**C0AB4**
		Laboratory Sample ID:		**680-122192-6**	**680-122192-7**	**680-122192-8**	**680-122192-9**
		Date Collected:		**2/23/2016**	**2/23/2016**	**2/23/2016**	**2/23/2016**
		Sample Type:		**Field Sample**	**Field Sample**	**Field Sample**	**Field Sample**
Method	**Analtye**	**Units**		**Qualified Result**	**Qualified Result**	**Qualified Result**	**Qualified Result**
8260B	Acetone	ug/Kg	3,200	11 U	**38 J**	**33 J**	450 U
8260B	2-Butanone (MEK)	ug/Kg	1,430	2.4 U	R	4.0 U	98 U
8260B	Carbon disulfide	ug/Kg	550	1.1 U	**12 J-**	**5.5 J**	45 U
8260B	Chloroform	ug/Kg	510	1.1 U	R	1.8 U	45 U
8260B	Toluene	ug/Kg	31,110	0.84 U	R	1.4 U	34 U
8260B	o-Xylene	ug/Kg	930	1.1 U	R	1.8 U	45 U
8260B	Xylenes, Total	ug/Kg	58,000	1.1 U	R	1.8 U	45 U
8260B	Methylcyclohexane	ug/Kg	NL	0.86 U	R	1.4 U	35 U
8260B	Methyl acetate	ug/Kg	4,770	5.0 U	R	8.4 U	200 U

Notes:
Bolded results indicate detected concentrations.
Shaded results indicate detected concentrations exceed the Virginia Tier II Screening Concentration.
µg/kg = micrograms per kilogram
U = Not detected at the reported concentration.
J = The reported concentration is estimated.
NL = No listed value
UJ = The reported detection limit is estimated.
R = The reported result is rejected.
Non-detected results are reported to the method detection limit (MDL).

Table 2-A
Harbor Park Site - TBA
Detected Volatile Organic Compounds in Surface and Subsurface Soil Samples

			Virginia Tier II Screening Levels	SB-05(8-9)	SB-06(0-2)	SB-06(0-2)-01
		Field Sample ID:		**SB-05(8-9)**	**SB-06(0-2)**	**SB-06(0-2)-01**
		CLP Sample ID:		**C0AB5**	**C0AB6**	**C0AC2**
		Laboratory Sample ID:		**680-122192-10**	**680-122192-11**	**680-122192-17**
		Date Collected:		**2/23/2016**	**2/23/2016**	**2/23/2016**
		Sample Type:		**Field Sample**	**Field Sample**	**Field Duplicate of**
Method	**Analtye**	**Units**		**Qualified Result**	**Qualified Result**	**Qualified Result**
8260B	Acetone	ug/Kg	3,200	**39 J**	**45 J**	11 U
8260B	2-Butanone (MEK)	ug/Kg	1,430	**6.8 J**	2.8 UJ	2.5 U
8260B	Carbon disulfide	ug/Kg	550	**5.4 J**	1.3 UJ	1.1 U
8260B	Chloroform	ug/Kg	510	2.0 U	1.3 UJ	1.1 U
8260B	Toluene	ug/Kg	31,110	1.5 U	0.99 UJ	0.88 U
8260B	o-Xylene	ug/Kg	930	2.0 U	1.3 UJ	1.1 U
8260B	Xylenes, Total	ug/Kg	58,000	2.0 U	1.3 UJ	1.1 U
8260B	Methylcyclohexane	ug/Kg	NL	1.6 U	1.0 UJ	0.90 U
8260B	Methyl acetate	ug/Kg	4,770	9.2 U	5.9 UJ	5.2 U

Notes:
Bolded results indicate detected concentrations.
Shaded results indicate detected concentrations exceed the Virginia Tier II Screening Concentration.
µg/kg = micrograms per kilogram
U = Not detected at the reported concentration.
J = The reported concentration is estimated.
NL = No listed value
UJ = The reported detection limit is estimated.
R = The reported result is rejected.
Non-detected results are reported to the method detection limit (MDL).

Table 2-A
Harbor Park Site - TBA
Detected Volatile Organic Compounds in Surface and Subsurface Soil Samples

			Virginia Tier II/III Screening Levels	SB-06(8-9)	SB-07(0-1)	C0AB9	SB-07(8-9)
		Field Sample ID:		**SB-06(8-9)**	**SB-07(0-1)**	**C0AB9**	**SB-07(8-9)**
		CLP Sample ID:		**C0AB7**	**C0AB8**	**680-122192-14**	**C0AB9**
		Laboratory Sample ID:		**680-122192-12**	**680-122192-13**	**2/23/2016**	**680-122192-14**
		Date Collected:		**2/23/2016**	**2/23/2016**	**Field Sample**	**2/23/2016**
		Sample Type:		**Field Sample**	**Field Sample**	**Qualified Result**	**Field Sample**
Method	**Analtye**	**Units**		**Qualified Result**	**Qualified Result**	**11 U**	**Qualified Result**
8260B	Acetone	ug/Kg	3,200	460 U	12 U	2.3 U	11 U
8260B	2-Butanone (MEK)	ug/Kg	1,430	99 U	2.5 U	1.1 U	2.3 U
8260B	Carbon disulfide	ug/Kg	550	46 U	1.2 U	1.1 U	1.1 U
8260B	Chloroform	ug/Kg	510	46 U	1.2 U	0.82 U	1.1 U
8260B	Toluene	ug/Kg	31,110	35 U	0.88 U	1.1 U	0.82 U
8260B	o-Xylene	ug/Kg	930	46 U	1.2 U	1.1 U	1.1 U
8260B	Xylenes, Total	ug/Kg	58,000	46 U	1.2 U	0.84 U	1.1 U
8260B	Methylcyclohexane	ug/Kg	NL	**100 J**	0.90 U	4.9 U	0.84 U
8260B	Methyl acetate	ug/Kg	4770/ 120000	**17000**	5.2 U	5.2 U	4.9 U

Notes:
Bolded results indicate detected concentrations.
Shaded results indicate detected concentrations exceed the Virginia Tier II Screening Concentration.
µg/kg = micrograms per kilogram
U = Not detected at the reported concentration.
J = The reported concentration is estimated.
NL = No listed value
UJ = The reported detection limit is estimated.
R = The reported result is rejected.
Non-detected results are reported to the method detection limit (MDL).

Table 2-A
Harbor Park Site - TBA
Detected Volatile Organic Compounds in Surface and Subsurface Soil Samples

			Virginia Tier II Screening Levels	SB-08(0-1)	SB-08(9-10)	SB-09(0-2)	SB-09(6-7)	SB-10-(0-1)
		Field Sample ID:		SB-08(0-1)	SB-08(9-10)	SB-09(0-2)	SB-09(6-7)	SB-10-(0-1)
		CLP Sample ID:		C0AC0	C0AC1	C0AD1	C0AD2	C0AC4
		Laboratory Sample ID:		680-122192-15	680-122192-16	680-122192-23	680-122192-24	680-122192-18
		Date Collected:		2/23/2016	2/23/2016	2/23/2016	2/23/2016	2/23/2016
		Sample Type:		Field Sample	Field Sample	Field Sample	Field Sample	Field Sample
Method	**Analtye**	**Units**		**Qualified Result**	**Qualified Result**	**Qualified Result**	**Qualified Result**	**Qualified Result**
8260B	Acetone	ug/Kg	3,200	11 U	**29 J**	460 U	540 U	560 U
8260B	2-Butanone (MEK)	ug/Kg	1,430	2.4 U	2.6 U	100 U	120 U	120 U
8260B	Carbon disulfide	ug/Kg	550	1.1 U	1.2 U	46 U	54 U	56 U
8260B	Chloroform	ug/Kg	510	1.1 U	1.2 U	46 U	54 U	56 U
8260B	Toluene	ug/Kg	31,110	0.83 U	0.92 U	35 U	**44 J**	**61 J**
8260B	o-Xylene	ug/Kg	930	1.1 U	1.2 U	46 U	54 U	56 U
8260B	Xylenes, Total	ug/Kg	58,000	1.1 U	1.2 U	46 U	54 U	56 U
8260B	Methylcyclohexane	ug/Kg	NL	0.85 U	0.94 U	36 U	42 U	**93 J**
8260B	Methyl acetate	ug/Kg	4,770	4.9 U	5.5 U	210 U	**3400**	260 U

Notes:
Bolded results indicate detected concentrations.
Shaded results indicate detected concentrations exceed the Virginia Tier II Screening Concentration.
µg/kg = micrograms per kilogram
U = Not detected at the reported concentration.
J = The reported concentration is estimated.
NL = No listed value
UJ = The reported detection limit is estimated.
R = The reported result is rejected.
Non-detected results are reported to the method detection limit (MDL).

Table 2-A
Harbor Park Site - TBA
Detected Volatile Organic Compounds in Surface and Subsurface Soil Samples

			Virginia Tier II Screening Levels	SB-10-(6-7)	SB-11(0-1)	SB-11(10-12)
		Field Sample ID:		**SB-10-(6-7)**	**SB-11(0-1)**	**SB-11(10-12)**
		CLP Sample ID:		**C0AC5**	**C0AC6**	**C0AC7**
		Laboratory Sample ID:		**680-122192-19**	**680-122192-20**	**680-122192-21**
		Date Collected:		**2/23/2016**	**2/23/2016**	**2/23/2016**
		Sample Type:		**Field Sample**	**Field Sample**	**Field Sample**
Method	**Analtye**	**Units**		**Qualified Result**	**Qualified Result**	**Qualified Result**
8260B	Acetone	ug/Kg	3,200	430 U	510 U	9.5 U
8260B	2-Butanone (MEK)	ug/Kg	1,430	95 U	110 U	2.1 U
8260B	Carbon disulfide	ug/Kg	550	43 U	51 U	**3.6 J**
8260B	Chloroform	ug/Kg	510	43 U	51 U	0.95 U
8260B	Toluene	ug/Kg	31,110	**33 J**	**55 J**	0.73 U
8260B	o-Xylene	ug/Kg	930	43 U	51 U	0.95 U
8260B	Xylenes, Total	ug/Kg	58,000	43 U	51 U	0.95 U
8260B	Methylcyclohexane	ug/Kg	NL	**42 J**	40 U	0.75 U
8260B	Methyl acetate	ug/Kg	4,770	200 U	230 U	4.3 U

Notes:
Bolded results indicate detected concentrations.
Shaded results indicate detected concentrations exceed the Virginia Tier II Screening Concentration.
µg/kg = micrograms per kilogram
U = Not detected at the reported concentration.
J = The reported concentration is estimated.
NL = No listed value
UJ = The reported detection limit is estimated.
R = The reported result is rejected.
Non-detected results are reported to the method detection limit (MDL).

Table 2-B
Harbor Park Site - TBA
Detected Volatile Organic Compounds in Surface and Subsurface Soil Samples

		Field Sample ID:	**Virginia Tier II Screening Levels**	**SB-12(0-1)**	**SB-12(10-12)**	**SB-12(10-12)-01**	**SB-13(0-1)**
		CLP Sample ID:		**C0AC8**	**C0AC9**	**C0AD4**	**C0AD5**
		Laboratory Sample ID:		**680-122281-39**	**680-122281-40**	**680-122281-41**	**680-122281-42**
		Date Collected:		**2/24/2016**	**2/24/2016**	**2/24/2016**	**2/24/2016**
		Sample Type:		**Field Sample**	**Field Sample**	**Field Duplicate of C0AC9**	**Field Sample**
Method	**Analyte**	**Units**		**Qualified Result**	**Qualified Result**	**Qualified Result**	**Qualified Result**
8260B	Acetone	ug/Kg	3,200	11 U	48 U	45 U	10 U
8260B	Benzene	ug/Kg	100	0.73 U	0.70 U	0.65 U	0.66 U
8260B	2-Butanone (MEK)	ug/Kg	1,430	2.4 U	2.3 U	**3.7 J**	2.2 U
8260B	Carbon disulfide	ug/Kg	550	1.1 U	**2.1 J**	**1.7 J**	1.0 U
8260B	Methylene Chloride	ug/Kg	20	0.98 U	0.94 U	0.87 U	0.89 U

Notes:
Bolded results indicate detected concentrations.
Shaded results indicate detected concentrations exceed the Virginia Tier II Screening Concentration.
µg/kg = micrograms per kilogram
U = Not detected at the reported concentration.
J = The reported concentration is estimated.
NL = No listed value
UJ = The reported detection limit is estimated.
R = The reported result is rejected.
Non-detected results are reported to the method detection limit (MDL).

Table 2-B
Harbor Park Site - TBA
Detected Volatile Organic Compounds in Surface and Subsurface Soil Samples

		Field Sample ID:	**Virginia Tier II Screening Levels**	SB-13(9-10)	SB-14(0-1)	SB-14(8-9)	SB-15(0-1)
		CLP Sample ID:		C0AD6	C0AD8	C0AD7	C0AD9
		Laboratory Sample ID:		680-122281-43	680-122281-45	680-122281-44	680-122281-46
		Date Collected:		2/24/2016	2/24/2016	2/24/2016	2/24/2016
		Sample Type:		Field Sample	Field Sample	Field Sample	Field Sample
Method	**Analyte**	**Units**		Qualified Result	Qualified Result	Qualified Result	Qualified Result
8260B	Acetone	ug/Kg	3,200	**64**	53 U	45 U	11 U
8260B	Benzene	ug/Kg	100	0.9 U	0.78 U	**2.0 J**	0.75 U
8260B	2-Butanone (MEK)	ug/Kg	1,430	**13 J**	2.6 U	**4.1 J**	2.5 U
8260B	Carbon disulfide	ug/Kg	550	**4.6 J**	1.2 U	**1.0 J**	1.1 U
8260B	Methylene Chloride	ug/Kg	20	1.2 U	1.0 U	0.88 U	1.0 U

Notes:
Bolded results indicate detected concentrations.
Shaded results indicate detected concentrations exceed the Virginia Tier II Screening Concentration.
µg/kg = micrograms per kilogram
U = Not detected at the reported concentration.
J = The reported concentration is estimated.
NL = No listed value
UJ = The reported detection limit is estimated.
R = The reported result is rejected.
Non-detected results are reported to the method detection limit (MDL).

Table 2-B
Harbor Park Site - TBA
Detected Volatile Organic Compounds in Surface and Subsurface Soil Samples

		Field Sample ID:	**Virginia Tier II Screening Levels**	SB-15(8-9)	SB-16(0-1)	SB-16(8-10)	SB-17(0-1)
		CLP Sample ID:		C0AE0	C0AE1	C0AE2	C0AE3
		Laboratory Sample ID:		680-122281-47	680-122281-59	680-122281-60	680-122281-61
		Date Collected:		2/24/2016	2/24/2016	2/24/2016	2/24/2016
		Sample Type:		Field Sample	Field Sample	Field Sample	Field Sample
Method	**Analyte**	**Units**		Qualified Result	Qualified Result	Qualified Result	Qualified Result
8260B	Acetone	ug/Kg	3,200	56 U	12 U	**63**	8.9 U
8260B	Benzene	ug/Kg	100	0.81 U	0.80 U	0.63 U	0.59 U
8260B	2-Butanone (MEK)	ug/Kg	1,430	**4.5 J**	2.6 U	2.1 U	1.9 U
8260B	Carbon disulfide	ug/Kg	550	1.2 U	1.2 U	0.95 U	0.89 U
8260B	Methylene Chloride	ug/Kg	20	1.1 U	1.1 U	0.85 U	0.80 U

Notes:
Bolded results indicate detected concentrations.
Shaded results indicate detected concentrations exceed the Virginia Tier II Screening Concentration.
µg/kg = micrograms per kilogram
U = Not detected at the reported concentration.
J = The reported concentration is estimated.
NL = No listed value
UJ = The reported detection limit is estimated.
R = The reported result is rejected.
Non-detected results are reported to the method detection limit (MDL).

Table 2-B
Harbor Park Site - TBA
Detected Volatile Organic Compounds in Surface and Subsurface Soil Samples

		Field Sample ID:	**Virginia Tier II Screening Levels**	SB-17(6-7)	SB-18(0-1)	SB-18(4-5)	SB-19(1-2)
		CLP Sample ID:		C0AE4	C0AE5	C0AE6	C0AE7
		Laboratory Sample ID:		680-122281-62	680-122281-63	680-122281-64	680-122281-108
		Date Collected:		2/24/2016	2/24/2016	2/24/2016	2/24/2016
		Sample Type:		Field Sample	Field Sample	Field Sample	Field Sample
Method	**Analyte**	**Units**		Qualified Result	Qualified Result	Qualified Result	Qualified Result
8260B	Acetone	ug/Kg	3,200	57 U	10 U	52 U	44 U
8260B	Benzene	ug/Kg	100	0.83 U	0.68 U	0.76 U	0.64 U
8260B	2-Butanone (MEK)	ug/Kg	1,430	2.7 U	2.2 U	2.5 U	2.1 U
8260B	Carbon disulfide	ug/Kg	550	1.2 U	1.0 U	1.1 U	**2.0 J**
8260B	Methylene Chloride	ug/Kg	20	1.1 U	0.91 U	1.0 U	0.86 U

Notes:
Bolded results indicate detected concentrations.
Shaded results indicate detected concentrations exceed the Virginia Tier II Screening Concentration.
µg/kg = micrograms per kilogram
U = Not detected at the reported concentration.
J = The reported concentration is estimated.
NL = No listed value
UJ = The reported detection limit is estimated.
R = The reported result is rejected.
Non-detected results are reported to the method detection limit (MDL).

Table 2-B
Harbor Park Site - TBA
Detected Volatile Organic Compounds in Surface and Subsurface Soil Samples

		Field Sample ID:	**Virginia Tier II Screening Levels**	SB-20(0-1)	SB-20(4-5)	SB-21(0-1)	SB-21(8-9)	SB-22(0-1)
		CLP Sample ID:		C0AE9	C0AF0	C0AF1	C0AF2	C0AF3
		Laboratory Sample ID:		680-122281-109	680-122281-110	680-122281-111	680-122281-112	680-122281-113
		Date Collected:		2/24/2016	2/24/2016	2/24/2016	2/24/2016	2/24/2016
		Sample Type:		Field Sample	Field Sample	Field Sample	Field Sample	Field Sample
Method	**Analyte**	**Units**		Qualified Result	Qualified Result	Qualified Result	Qualified Result	Qualified Result
8260B	Acetone	ug/Kg	3,200	41 U	46 U	46 U	48 U	11 U
8260B	Benzene	ug/Kg	100	0.61 U	0.67 U	0.68 U	0.71 U	0.70 U
8260B	2-Butanone (MEK)	ug/Kg	1,430	2.0 U	**3.2 J**	2.2 U	2.3 U	2.3 U
8260B	Carbon disulfide	ug/Kg	550	0.91 U	1.0 U	1.0 U	1.1 U	1.1 U
8260B	Methylene Chloride	ug/Kg	20	0.81 U	0.89 U	0.91 U	0.95 U	0.94 U

Notes:
Bolded results indicate detected concentrations.
Shaded results indicate detected concentrations exceed the Virginia Tier II Screening Concentration.
µg/kg = micrograms per kilogram
U = Not detected at the reported concentration.
J = The reported concentration is estimated.
NL = No listed value
UJ = The reported detection limit is estimated.
R = The reported result is rejected.
Non-detected results are reported to the method detection limit (MDL).

Table 2-B
Harbor Park Site - TBA
Detected Volatile Organic Compounds in Surface and Subsurface Soil Samples

		Field Sample ID:	**Virginia Tier II Screening Levels**	SB-22(4-5)	SS-01	SS-02
		CLP Sample ID:		C0AF4	C0AA4	C0AA5
		Laboratory Sample ID:		680-122281-114	680-122281-91	680-122281-92
		Date Collected:		2/24/2016	2/24/2016	2/24/2016
		Sample Type:		Field Sample	Field Sample	Field Sample
Method	**Analyte**	**Units**		Qualified Result	Qualified Result	Qualified Result
8260B	Acetone	ug/Kg	3,200	55 U	84 U	13 U
8260B	Benzene	ug/Kg	100	0.80 U	1.2 U	0.83 U
8260B	2-Butanone (MEK)	ug/Kg	1,430	2.6 U	4.0 U	2.7 U
8260B	Carbon disulfide	ug/Kg	550	1.2 U	1.8 U	1.3 U
8260B	Methylene Chloride	ug/Kg	20	**8.9**	1.6 U	1.1 U

Notes:
Bolded results indicate detected concentrations.
Shaded results indicate detected concentrations exceed the Virginia Tier II Screening Concentration.
µg/kg = micrograms per kilogram
U = Not detected at the reported concentration.
J = The reported concentration is estimated.
NL = No listed value
UJ = The reported detection limit is estimated.
R = The reported result is rejected.
Non-detected results are reported to the method detection limit (MDL).

Table 3-A
Harbor Park Site - TBA
Detected Semivolatile Organic Compounds in Surface and Subsurface Soil Samples

			01-	Virginia Tier II/III Screening Levels	SB-01(0-1)	SB-01(9-10)	SB-02(0-1)	SB-02(9-10)	SB-03(0-1)	SB-03(9-10)
			CLP Sample ID:		**C0AA6**	**C0AA7**	**C0AA8**	**C0AA9**	**C0AB0**	**C0AB1**
			Laboratory Sample ID:		**680-122281-1**	**680-122281-2**	**680-122281-3**	**680-122281-4**	**680-122281-5**	**680-122281-6**
			Date Collected:		**2/23/2016**	**2/23/2016**	**2/23/2016**	**2/23/2016**	**2/23/2016**	**2/23/2016**
			Sample Type:		**Field Sample**	**Field Sample**	**Field Sample**	**Field Sample**	**Field Sample**	**Field Sample**
Method	**Analtye**	**Units**			**Qualified Result**	**Qualified Result**	**Qualified Result**	**Qualified Result**	**Qualified Result**	**Qualified Result**
8270D	2-Methylnaphthalene	ug/Kg		1,100	**360 J**	45 U	**350 J**	45 U	**190 J**	47 U
8270D	2-Methylphenol	ug/Kg		3,610	32 U	32 U	30 U	32 U	29 U	34 U
8270D	3 & 4 Methylphenol	ug/Kg		3,540*	51 U	51 U	48 U	51 U	47 U	54 U
8270D	Acenaphthene	ug/Kg		32,080	260 J	48 U	46 U	49 U	45 U	51 U
8270D	Acenaphthylene	ug/Kg		14,460	180 J	42 U	**46 J**	43 U	39 U	45 U
8270D	Acetophenone	ug/Kg		1,560	33 U	33 U	**100 J**	33 U	31 U	35 U
8270D	Anthracene	ug/Kg		353,750	**780**	29 U	**110 J**	30 U	**33 J**	31 U
8270D	Benzaldehyde	ug/Kg		630	68 UJ	68 UJ	**240 J**	69 UJ	63 UJ	72 UJ
8270D	Benzo[a]anthracene	ug/Kg		1500/ 29,000	**2100**	32 U	**160 J**	32 U	**80 J**	34 U
8270D	Benzo[a]pyrene	ug/Kg		150/ 2,900	**1800**	61 U	**160 J**	62 U	**76 J**	65 U
8270D	Benzo[b]fluoranthene	ug/Kg		1500/ 29,000	**3100**	45 U	**480**	45 U	**180 J**	47 U
8270D	Benzo[g,h,i]perylene	ug/Kg		170,000	**1300**	26 U	**190 J**	26 U	**72 J**	27 U
8270D	Benzo[k]fluoranthene	ug/Kg		15,000	**1300**	76 U	**140 J**	78 U	71 U	81 U
8270D	Bis(2-ethylhexyl) phthalate	ug/Kg		86,120	34 U	34 U	32 U	35 U	**99 J**	36 U
8270D	Butyl benzyl phthalate	ug/Kg		137,700	31 U	31 U	29 U	31 U	28 U	32 U
8270D	Caprolactam	ug/Kg		4,890	78 U	78 U	**100 J**	79 U	72 U	82 U
8270D	Carbazole	ug/Kg		NL	**350 J**	35 U	**61 J**	36 U	33 U	37 U
8270D	Chrysene	ug/Kg		150,000	**2500**	25 U	**440**	25 U	**140 J**	26 U
8270D	Dibenz(a,h)anthracene	ug/Kg		2,900	**360 J**	46 U	**73 J**	47 U	43 U	49 U
8270D	Dibenzofuran	ug/Kg		870/ 100,000	**380 J**	39 U	**140 J**	39 U	**73 J**	41 U
8270D	Fluoranthene	ug/Kg		230,000	**5500**	38 U	**370**	38 U	**160 J**	40 U
8270D	Fluorene	ug/Kg		31,940	**230 J**	42 U	40 U	43 U	39 U	45 U
8270D	Indeno[1,2,3-cd]pyrene	ug/Kg		1,500	**1400**	33 U	**150 J**	33 U	**71 J**	35 U
8270D	Naphthalene	ug/Kg		110/ 59,000	**580**	35 U	**330 J**	36 U	**130 J**	37 U
8270D	Phenanthrene	ug/Kg		34,920	**3200**	32 U	**580**	32 U	**200 J**	34 U
8270D	Phenol	ug/Kg		14,190	40 U	40 U	38 U	41 U	37 U	42 U
8270D	Pyrene	ug/Kg		90,320	**3700**	32 U	**330 J**	32 U	**120 J**	34 U

Notes:
Bolded results indicate detected concentrations.
Shaded results indicate detected concentrations exceed the Virginia Tier II Screening Concentration.
µg/kg = micrograms per kilogram
U = Not detected at the reported concentration.
J = The reported concentration is estimated.
NL = No listed value
UJ = The reported detection limit is estimated.
R = The reported result is rejected.
Non-detected results are reported to the method detection limit (MDL).

Table 3-A
Harbor Park Site - TBA
Detected Semivolatile Organic Compounds in Surface and Subsurface Soil Samples

		01-	Virginia Tier II/III Screening Levels	SB-04(0-1)	SB-04(9-10)	SB-04(0-2)	SB-05(8-9)	SB-06(0-2)	SB-06(0-2)-01	SB-06(8-9)
		CLP Sample ID:		C0AB2	C0AB3	C0AB4	C0AB5	C0AB6	C0AC2	C0AB7
		Laboratory Sample ID:		680-122281-7	680-122281-8	680-122281-9	680-122281-10	680-122281-21	680-122281-27	680-122281-22
		Date Collected:		2/23/2016	2/23/2016	2/23/2016	2/23/2016	2/23/2016	2/23/2016	2/23/2016
		Sample Type:		Field Sample	Field Sample	Field Sample	Field Sample	Field Sample	C0AB6	Field Sample
Method	**Analtye**	**Units**		**Qualified Result**	**Qualified Result**	**Qualified Result**	**Qualified Result**	**Qualified Result**	**Qualified Result**	**Qualified Result**
8270D	2-Methylnaphthalene	ug/Kg	1,100	44 U	58 U	**110 J**	**540**	**53 J**	**55 J**	**160 J**
8270D	2-Methylphenol	ug/Kg	3,610	R	41 U	30 U	**52 J**	31 U	R	34 UJ
8270D	3 & 4 Methylphenol	ug/Kg	3,540*	R	66 U	47 U	**1400**	49 U	R	55 UJ
8270D	Acenaphthene	ug/Kg	32,080	47 U	63 U	**170 J**	**430 J**	47 U	48 U	52 U
8270D	Acenaphthylene	ug/Kg	14,460	41 U	55 U	**48 J**	**200 J**	41 U	42 U	46 U
8270D	Acetophenone	ug/Kg	1,560	32 U	43 U	31 U	**48 J**	32 U	33 U	36 U
8270D	Anthracene	ug/Kg	353,750	**53 J**	38 U	**370**	**1500**	29 U	**52 J**	**34 J**
8270D	Benzaldehyde	ug/Kg	630	67 UJ	89 UJ	64 UJ	**180 J**	67 UJ	67 UJ	**150 J**
8270D	Benzo[a]anthracene	ug/Kg	1500/ 29,000	**250 J**	41 U	**570**	**2200**	**92 J**	**91 J**	**91 J**
8270D	Benzo[a]pyrene	ug/Kg	150/ 2,900	**230 J**	80 U	**540**	**1800**	**83 J**	**64 J**	66 U
8270D	Benzo[b]fluoranthene	ug/Kg	1500/ 29,000	**380**	58 U	**780**	**2900**	**150 J**	**160 J**	**180 J**
8270D	Benzo[g,h,i]perylene	ug/Kg	170,000	**190 J**	34 U	**330 J**	**1100**	**79 J**	**39 J**	**70 J**
8270D	Benzo[k]fluoranthene	ug/Kg	15,000	**110 J**	99 U	**330 J**	**1000**	75 U	76 U	83 U
8270D	Bis(2-ethylhexyl) phthalate	ug/Kg	86,120	**110 J**	44 U	32 U	47 U	33 U	34 U	37 U
8270D	Butyl benzyl phthalate	ug/Kg	137,700	30 U	40 U	29 U	42 U	30 U	30 U	33 U
8270D	Caprolactam	ug/Kg	4,890	76 U	100 U	73 U	110 U	**640**	77 U	**280 J**
8270D	Carbazole	ug/Kg	NL	35 U	46 U	**100 J**	**550**	35 U	35 U	38 U
8270D	Chrysene	ug/Kg	150,000	**280 J**	32 U	**610**	**2200**	**100 J**	**110 J**	**390 J**
8270D	Dibenz(a,h)anthracene	ug/Kg	150/ 2,900	45 U	60 U	**100 J**	**360 J**	45 U	45 U	50 U
8270D	Dibenzofuran	ug/Kg	870/ 100,000	38 U	50 U	**160 J**	**920**	38 U	38 U	**64 J**
8270D	Fluoranthene	ug/Kg	230,000	**500**	49 U	**1900**	**5900**	**190 J**	**200 J**	**140 J**
8270D	Fluorene	ug/Kg	31,940	41 U	55 U	**170 J**	**910**	41 U	42 U	**84 J**
8270D	Indeno[1,2,3-cd]pyrene	ug/Kg	1,500	**180 J**	43 U	**270 J**	**1000**	**70 J**	**53 J**	**40 J**
8270D	Naphthalene	ug/Kg	110/ 59,000	**36 J**	46 U	**230 J**	**1200**	35 U	35 U	**180 J**
8270D	Phenanthrene	ug/Kg	34,920	**220 J**	41 U	**1400**	**5700**	**140 J**	**210 J**	**540**
8270D	Phenol	ug/Kg	14,190	R	52 U	38 U	**72 J**	39 U	R	43 UJ
8270D	Pyrene	ug/Kg	90,320	**350 J**	41 U	**1700**	**4500**	**140 J**	**190 J**	**150 J**

Notes:
Bolded results indicate detected concentrations.
Shaded results indicate detected concentrations exceed the Virginia Tier II Screening Concentration.
µg/kg = micrograms per kilogram
U = Not detected at the reported concentration.
J = The reported concentration is estimated.
NL = No listed value
UJ = The reported detection limit is estimated.
R = The reported result is rejected.
Non-detected results are reported to the method detection limit (MDL).

Table 3-A
Harbor Park Site - TBA
Detected Semivolatile Organic Compounds in Surface and Subsurface Soil Samples

			Virginia Tier II/III Screening Levels	SB-07(0-1)	SB-07(8-9)	SB-08(0-1)	SB-08(9-10)
		01- CLP Sample ID:		C0AB8	C0AB9	C0AC0	C0AC1
		Laboratory Sample ID:		680-122281-23	680-122281-24	680-122281-25	680-122281-26
		Date Collected:		2/23/2016	2/23/2016	2/23/2016	2/23/2016
		Sample Type:		Field Sample	Field Sample	Field Sample	Field Sample
Method	**Analtye**	**Units**		**Qualified Result**	**Qualified Result**	**Qualified Result**	**Qualified Result**
8270D	2-Methylnaphthalene	ug/Kg	1,100	44 U	46 U	41 U	49 U
8270D	2-Methylphenol	ug/Kg	3,610	31 U	33 U	29 U	34 U
8270D	3 & 4 Methylphenol	ug/Kg	3,540*	50 U	52 U	46 U	55 U
8270D	Acenaphthene	ug/Kg	32,080	47 U	50 U	44 U	52 U
8270D	Acenaphthylene	ug/Kg	14,460	42 U	44 U	**48 J**	46 U
8270D	Acetophenone	ug/Kg	1,560	32 U	34 U	30 U	36 U
8270D	Anthracene	ug/Kg	353,750	**94 J**	30 U	**54 J**	32 U
8270D	Benzaldehyde	ug/Kg	630	67 UJ	70 UJ	62 UJ	74 UJ
8270D	Benzo[a]anthracene	ug/Kg	1500/ 29,000	**260 J**	33 U	**220 J**	**51 J**
8270D	Benzo[a]pyrene	ug/Kg	150/ 2,900	**240 J**	63 U	**250 J**	66 U
8270D	Benzo[b]fluoranthene	ug/Kg	1500/ 29,000	**400**	46 U	**370**	**120 J**
8270D	Benzo[g,h,i]perylene	ug/Kg	170,000	**170 J**	27 U	**190 J**	**45 J**
8270D	Benzo[k]fluoranthene	ug/Kg	15,000	**150 J**	79 U	**170 J**	83 U
8270D	Bis(2-ethylhexyl) phthalate	ug/Kg	86,120	**41 J**	35 U	31 U	37 U
8270D	Butyl benzyl phthalate	ug/Kg	137,700	30 U	31 U	28 U	33 U
8270D	Caprolactam	ug/Kg	4,890	76 U	80 U	71 U	84 U
8270D	Carbazole	ug/Kg	NL	**37 J**	36 U	32 U	38 U
8270D	Chrysene	ug/Kg	150,000	**290 J**	25 U	**240 J**	**82 J**
8270D	Dibenz(a,h)anthracene	ug/Kg	150/ 2,900	**56 J**	47 U	**53 J**	50 U
8270D	Dibenzofuran	ug/Kg	870/ 100,000	38 U	40 U	35 U	42 U
8270D	Fluoranthene	ug/Kg	230,000	**490**	39 U	**310 J**	**80 J**
8270D	Fluorene	ug/Kg	31,940	42 U	44 U	39 U	46 U
8270D	Indeno[1,2,3-cd]pyrene	ug/Kg	1,500	**140 J**	34 U	**160 J**	**37 J**
8270D	Naphthalene	ug/Kg	110/ 59,000	35 U	36 U	32 U	**42 J**
8270D	Phenanthrene	ug/Kg	34,920	**300 J**	33 U	**140 J**	**92 J**
8270D	Phenol	ug/Kg	14,190	39 U	41 U	36 U	43 U
8270D	Pyrene	ug/Kg	90,320	**440**	33 U	**330 J**	**86 J**

Notes:
Bolded results indicate detected concentrations.
Shaded results indicate detected concentrations exceed the Virginia Tier II Screening Concentration.
ug/kg = micrograms per kilogram
U = Not detected at the reported concentration.
J = The reported concentration is estimated.
NL = No listed value
UJ = The reported detection limit is estimated.
R = The reported result is rejected.
Non-detected results are reported to the method detection limit (MDL).

Table 3-A
Harbor Park Site - TBA
Detected Semivolatile Organic Compounds in Surface and Subsurface Soil Samples

		01-	Virginia Tier II/III Screening Levels	SB-09(0-2)	SB-09(6-7)	SB-10-(0-1)	SB-10-(6-7)	SB-11(0-1)	SB-11(10-12)
		CLP Sample ID:		C0AD1	C0AD2	C0AC4	C0AC5	C0AC6	C0AC7
		Laboratory Sample ID:		680-122281-28	680-122281-29	680-122281-77	680-122281-78	680-122281-79	680-122281-80
		Date Collected:		2/23/2016	2/23/2016	2/23/2016	2/23/2016	2/23/2016	2/23/2016
		Sample Type:		Field Sample	Field Sample	Field Sample	Field Sample	Field Sample	Field Sample
Method	**Analtye**	**Units**		**Qualified Result**	**Qualified Result**	**Qualified Result**	**Qualified Result**	**Qualified Result**	**Qualified Result**
8270D	2-Methylnaphthalene	ug/Kg	1,100	42 U	**83 J**	440 U	**340 J**	**59 J**	46 U
8270D	2-Methylphenol	ug/Kg	3,610	30 U	33 U	320 U	32 U	31 U	32 U
8270D	3 & 4 Methylphenol	ug/Kg	3,540*	48 U	52 U	500 U	50 U	49 U	52 U
8270D	Acenaphthene	ug/Kg	32,080	46 U	**160 J**	480 U	48 U	**220 J**	49 U
8270D	Acenaphthylene	ug/Kg	14,460	40 U	43 U	420 U	**58 J**	**92 J**	43 U
8270D	Acetophenone	ug/Kg	1,560	31 U	34 U	330 U	33 U	32 U	34 U
8270D	Anthracene	ug/Kg	353,750	**51 J**	**310 J**	290 U	**62 J**	**720**	30 U
8270D	Benzaldehyde	ug/Kg	630	64 UJ	70 UJ	680 U	68 U	67 U	70 U
8270D	Benzo[a]anthracene	ug/Kg	1500/ 29,000	**170 J**	**890**	320 U	**240 J**	**2500**	32 U
8270D	Benzo[a]pyrene	ug/Kg	150/ 2,900	**170 J**	**1100**	610 U	**230 J**	**2300**	62 U
8270D	Benzo[b]fluoranthene	ug/Kg	1500/ 29,000	**260 J**	**1300**	440 U	**410**	**3300**	46 U
8270D	Benzo[g,h,i]perylene	ug/Kg	170,000	**150 J**	**76 J**	**650 J**	**210 J**	**1600**	26 U
8270D	Benzo[k]fluoranthene	ug/Kg	15,000	**110 J**	78 U	760 U	**120 J**	**1600**	78 U
8270D	Bis(2-ethylhexyl) phthalate	ug/Kg	86,120	32 U	35 U	340 U	34 U	**270 J**	35 U
8270D	Butyl benzyl phthalate	ug/Kg	137,700	29 U	31 U	300 U	30 U	30 U	31 U
8270D	Caprolactam	ug/Kg	4,890	73 U	80 U	770 U	77 U	76 U	79 U
8270D	Carbazole	ug/Kg	NL	33 U	**140 J**	350 U	**41 J**	**440**	36 U
8270D	Chrysene	ug/Kg	150,000	**200 J**	**710**	250 U	**350 J**	**2600**	25 U
8270D	Dibenz(a,h)anthracene	ug/Kg	150/ 2,900	43 U	47 U	460 U	**49 J**	**380**	47 U
8270D	Dibenzofuran	ug/Kg	870/ 100,000	37 U	**120 J**	390 U	**110 J**	**170 J**	40 U
8270D	Fluoranthene	ug/Kg	230,000	**420**	**1700**	370 U	**460**	**6100**	38 U
8270D	Fluorene	ug/Kg	31,940	40 U	**160 J**	420 U	42 U	**230 J**	43 U
8270D	Indeno[1,2,3-cd]pyrene	ug/Kg	1,500	**140 J**	**37 J**	**490 J**	**170 J**	**1600**	34 U
8270D	Naphthalene	ug/Kg	110/ 59,000	**41 J**	**140 J**	350 U	**460**	**98 J**	36 U
8270D	Phenanthrene	ug/Kg	34,920	30 U	**1200**	320 U	**530**	**3100**	32 U
8270D	Phenol	ug/Kg	14,190	38 U	41 U	400 U	40 U	39 U	41 U
8270D	Pyrene	ug/Kg	90,320	**290 J**	**1400**	320 U	**420**	**4300**	32 U

Notes:
Bolded results indicate detected concentrations.
Shaded results indicate detected concentrations exceed the Virginia Tier II Screening Concentration.
ug/kg = micrograms per kilogram
U = Not detected at the reported concentration.
J = The reported concentration is estimated.
NL = No listed value
UJ = The reported detection limit is estimated.
R = The reported result is rejected.
Non-detected results are reported to the method detection limit (MDL).

Table 3-B
Harbor Park Site - TBA
Detected Semivolatile Organic Compounds in Surface and Subsurface Soil Samples

		Field Sample ID:	**Virginia Tier II/III Screening Levels**	**SB-12(0-1)**	**SB-12(10-12)**	**SB-12(10-12)-01**	**SB-13(0-1)**	**SB-13(9-10)**	**SB-14(0-1)**	**SB-14(8-9)**	**SB-15(0-1)**	**SB-15(8-9)**	**SB-16(0-1)**
		CLP Sample ID:		**C0AC8**	**C0AC9**	**C0AD4**	**C0AD5**	**C0AD6**	**C0AD8**	**C0AD7**	**C0AD9**	**C0AE0**	**C0AE1**
		Laboratory Sample ID:		**680-122281-39**	**680-122281-40**	**680-122281-41**	**680-122281-42**	**680-122281-43**	**680-122281-45**	**680-122281-44**	**680-122281-46**	**680-122281-47**	**680-122281-59**
		Date Collected:		**2/24/2016**	**2/24/2016**	**2/24/2016**	**2/24/2016**	**2/24/2016**	**2/24/2016**	**2/24/2016**	**2/24/2016**	**2/24/2016**	**2/24/2016**
		Sample Type:		**Field Sample**	**Field Sample**	**Field Duplicate of C0AC9**	**Field Sample**	**Field Sample**	**Field Sample**	**Field Sample**	**Field Sample**	**Field Sample**	**Field Sample**
Method	**Analyte**	**Units**		**Qualified Result**	**Qualified Result**	**Qualified Result**	**Qualified Result**	**Qualified Result**	**Qualified Result**	**Qualified Result**	**Qualified Result**	**Qualified Result**	**Qualified Result**
8270D	2-Methylnaphthalene	ug/Kg	1100	44 U	**55 J**	**67**	410 U	**49 J**	430 U	43 U	46 U	**69 J**	**140 J**
8270D	3 & 4 Methylphenol	ug/Kg	3,540*	50 U	49 U	50 U	460 U	55 U	490 U	48 U	52 U	**80 J**	48 U
8270D	Acenaphthene	ug/Kg	32080	47 U	47 U	48 U	440 U	53 U	470 U	46 U	**100 J**	**70 J**	**330 J**
8270D	Acenaphthylene	ug/Kg	14460	42 U	41 U	42 U	390 U	46 U	410 U	41 U	**56 J**	**99 J**	**180 J**
8270D	Acetophenone	ug/Kg	1560	32 U	32 U	32 U	300 U	36 U	320 U	32 U	34 U	36 U	31 U
8270D	Anthracene	ug/Kg	353750	29 U	29 U	29 U	270 U	**170 J**	290 U	28 U	**190 J**	**240 J**	**1100**
8270D	Benzaldehyde	ug/Kg	630	67 U	67 U	67 U	630 U	74 U	660 U	65 U	70 U	75 U	64 U
8270D	Benzo[a]anthracene	ug/Kg	1500/ 29,000	**75 J**	**63 J**	**64 J**	290 U	**210 J**	310 U	**49 J**	**570**	**670**	**3200**
8270D	Benzo[a]pyrene	ug/Kg	150/ 2,900	**68 J**	60 U	**77 J**	560 U	**160 J**	590 U	59 U	**540**	**620**	**2700**
8270D	Benzo[b]fluoranthene	ug/Kg	1500/ 29,000	**120 J**	**86 J**	44 U	410 U	**220 J**	430 U	**66 J**	**800**	**790**	**3600**
8270D	Benzo[g,h,i]perylene	ug/Kg	170000	**71 J**	**68 J**	**66 J**	240 U	**120 J**	250 U	**36 J**	**360 J**	**430**	**1700**
8270D	Benzo[k]fluoranthene	ug/Kg	15000	75 U	75 U	**130 J**	700 U	**99 J**	740 U	73 U	**290 J**	**370 J**	**1500**
8270D	Bis(2-ethylhexyl) phthalate	ug/Kg	86120	**78 J**	**92 J**	**87 J**	310 U	**57 J**	330 U	33 U	**51 J**	38 U	32 U
8270D	Carbazole	ug/Kg	NL	35 U	35 U	35 U	320 U	38 U	340 U	34 U	**110 J**	**100 J**	**440**
8270D	Chrysene	ug/Kg	150000	**89 J**	**110 J**	**130 J**	230 U	**240 J**	240 U	**70 J**	**620**	**720**	**3400**
8270D	Dibenz(a,h)anthracene	ug/Kg	150/ 2,900	45 U	45 U	45 U	420 U	50 U	450 U	44 U	**110 J**	**140 J**	**560**
8270D	Dibenzofuran	ug/Kg	870/ 100,000	38 U	38 U	38 U	360 U	**62 J**	380 U	37 U	**52 J**	**65 J**	**270 J**
8270D	Di-n-butyl phthalate	ug/Kg	12,680	35 U	35 U	35 U	320 U	38 U	340 U	34 U	36 U	39 U	**210 J**
8270D	Fluoranthene	ug/Kg	230000	**140 J**	**170 J**	**170 J**	350 U	**720**	370 U	**110 J**	**1200**	**1600**	***6500**
8270D	Fluorene	ug/Kg	31940	42 U	41 U	42 U	390 U	**73 J**	410 U	41 U	**71 J**	**100 J**	**320 J**
8270D	Indeno[1,2,3-cd]pyrene	ug/Kg	1500	**58 J**	**44 J**	**44 J**	300 U	**100 J**	320 U	32 U	**380 J**	**430**	**1800**
8270D	Naphthalene	ug/Kg	110	35 U	35 U	35 U	320 U	**74 J**	340 U	34 U	**49 J**	**92 J**	**160 J**
8270D	Phenanthrene	ug/Kg	34920	**68 J**	**96 J**	**100 J**	290 U	**490**	310 U	**100 J**	**750**	**1100**	**4800**
8270D	Pyrene	ug/Kg	90320	**130 J**	**120 J**	**120 J**	290 U	**480**	310 U	**86 J**	**910**	**1200**	**5700**

Notes:
Bolded results indicate detected concentrations.
Shaded results indicate detected concentrations exceed the Virginia Tier II Screening Concentration.
µg/kg = micrograms per kilogram
U = Not detected at the reported concentration.
J = The reported concentration is estimated.
NL = No listed value.
UJ = The reported detection limit is estimated.
R = The reported result is rejected.
Non-detected results are reported to the method detection limit (MDL).

Table 3-B
Harbor Park Site - TBA
Detected Semivolatile Organic Compounds in Surface and Subsurface Soil Samples

		Field Sample ID:	**Virginia Tier II/III Screening Levels**	**SB-16(8-10)**	**SB-17(0-1)**	**SB-17(6-7)**	**SB-18(0-1)**	**SB-18(4-5)**	**SB-19(1-2)**	**SB-20(0-1)**	**SB-20(4-5)**	**SB-21(0-1)**	**SB-21(8-9)**
				C0AE2	**C0AE3**	**C0AE4**	**C0AE5**	**C0AE6**	**C0AE7**	**C0AE9**	**C0AF0**	**C0AF1**	**C0AF2**
		Laboratory Sample ID:		**680-122281-60**	**680-122281-61**	**680-122281-62**	**680-122281-63**	**680-122281-64**	**680-122281-108**	**680-122281-109**	**680-122281-110**	**680-122281-111**	**680-122281-112**
		Data Collected:		**2/24/2016**	**2/24/2016**	**2/24/2016**	**2/24/2016**	**2/24/2016**	**2/24/2016**	**2/24/2016**	**2/24/2016**	**2/24/2016**	**2/24/2016**
		Sample Type:		**Field Sample**	**Field Sample**	**Field Sample**	**Field Sample**	**Field Sample**	**Field Sample**	**Field Sample**	**Field Sample**	**Field Sample**	**Field Sample**
Method	**Analyte**	**Units**		**Qualified Result**	**Qualified Result**	**Qualified Result**	**Qualified Result**	**Qualified Result**	**Qualified Result**	**Qualified Result**	**Qualified Result**	**Qualified Result**	**Qualified Result**
8270D	2-Methylnaphthalene	ug/Kg	1100	44 U	200 U	**89 J**	410 U	420 U	**920**	200 U	45 U	**40 J**	230 U
8270D	3 & 4 Methylphenol	ug/Kg	3,540*	50 U	230 U	54 U	460 U	480 U	46 U	230 U	50 U	46 U	260 U
8270D	Acenaphthene	ug/Kg	32080	48 U	220 U	52 U	440 U	450 U	**440**	220 U	**190 J**	43 U	250 U
8270D	Acenaphthylene	ug/Kg	14460	42 U	190 U	45 U	390 U	400 U	**55 J**	190 U	**65 J**	38 U	220 U
8270D	Acetophenone	ug/Kg	1560	33 U	150 U	35 U	300 U	310 U	30 U	150 U	33 U	30 U	170 U
8270D	Anthracene	ug/Kg	353750	29 U	**670 J**	**72 J**	270 U	280 U	**790**	130 U	**410**	**58 J**	150 U
8270D	Benzaldehyde	ug/Kg	630	67 U	310 U	73 U	620 U	640 U	62 U	310 U	68 U	61 U	360 U
8270D	Benzo[a]anthracene	ug/Kg	1500/ 29,000	31 U	**2200**	**260 J**	290 U	300 U	**1200**	**200 J**	**1100**	**170 J**	170 U
8270D	Benzo[a]pyrene	ug/Kg	150/ 2,900	60 U	**1800**	**200 J**	560 U	580 U	**1100**	280 U	**1000**	**200 J**	320 U
8270D	Benzo[b]fluoranthene	ug/Kg	1500/ 29,000	44 U	**2500**	**250 J**	410 U	420 U	**1400**	**260 J**	**1300**	**220 J**	230 U
8270D	Benzo[g,h,i]perylene	ug/Kg	170000	**47 J**	**1000 J**	28 U	240 U	240 U	**680**	**170 J**	**580**	23 U	130 U
8270D	Benzo[k]fluoranthene	ug/Kg	15000	75 U	**980 J**	**120 J**	700 U	720 U	**650**	340 U	**560**	**180 J**	400 U
8270D	Bis(2-ethylhexyl) phthalate	ug/Kg	86120	34 U	150 U	**60 J**	310 U	320 U	**2500**	150 U	34 U	**44 J**	180 U
8270D	Carbazole	ug/Kg	NL	35 U	**210 J**	38 U	320 U	330 U	**400**	160 U	**170 J**	32 U	180 U
8270D	Chrysene	ug/Kg	150000	**34 J**	**2200**	**270 J**	230 U	**280 J**	**1200**	**250 J**	**1200**	**270 J**	130 U
8270D	Dibenz(a,h)anthracene	ug/Kg	150/ 2,900	45 U	**340 J**	**52 J**	420 U	430 U	42 U	210 U	**200 J**	41 U	240 U
8270D	Dibenzofuran	ug/Kg	870/ 100,000	38 U	170 U	**55 J**	350 U	370 U	**730**	170 U	**130 J**	35 U	200 U
8270D	Di-n-butyl phthalate	ug/Kg	12,680	35 U	160 U	38 U	320 U	330 U	32 U	160 U	35 U	32 U	180 U
8270D	Fluoranthene	ug/Kg	230000	37 U	**4900**	**400 J**	340 U	**500 J**	**3500**	**450 J**	**2700**	**390**	200 U
8270D	Fluorene	ug/Kg	31940	42 U	190 U	45 U	390 U	400 U	**790**	190 U	**210 J**	38 U	220 U
8270D	Indeno[1,2,3-cd]pyrene	ug/Kg	1500	**42 J**	**950 J**	**110 J**	300 U	310 U	**640**	**170 J**	**640**	30 U	170 U
8270D	Naphthalene	ug/Kg	110	35 U	160 U	**72 J**	320 U	330 U	**4600**	**230 J**	**75 J**	**43 J**	**450 J**
8270D	Phenanthrene	ug/Kg	34920	**40 J**	**2700**	**290 J**	290 U	**380 J**	**3100**	**420 J**	**2000**	**260 J**	170 U
8270D	Pyrene	ug/Kg	90320	**40 J**	**4000**	**300 J**	290 U	**430 J**	**2400**	**350 J**	**2200**	**310 J**	170 U

Notes:
Bolded results indicate detected concentrations.
Shaded results indicate detected concentrations exceed the Virginia Tier II Screening Concentration.
ug/kg = micrograms per kilogram
U = Not detected at the reported concentration.
J = The reported concentration is estimated.
NL = No listed value.
UJ = The reported detection limit is estimated.
R = The reported result is rejected.
Non-detected results are reported to the method detection limit (MDL).

Table 3-B
Harbor Park Site - TBA
Detected Semivolatile Organic Compounds in Surface and Subsurface Soil Samples

			Virginia Tier II/III Screening Levels	SB-22(0-1)	SB-22(4-5)	SS-01	SS-02
				C0AF3	C0AF4	C0AA4	C0AA5
				680-122281-113	680-122281-114	680-122281-91	680-122281-92
				2/24/2016	2/24/2016	2/24/2016	2/24/2016
				Field Sample	Field Sample	Field Sample	Field Sample
Method	**Analyte**	**Units**		**Qualified Result**	**Qualified Result**	**Qualified Result**	**Qualified Result**
8270D	2-Methylnaphthalene	ug/Kg	1100	46 U	210 U	63 U	44 U
8270D	3 & 4 Methylphenol	ug/Kg	3,540*	52 U	240 U	71 U	50 U
8270D	Acenaphthene	ug/Kg	32080	50 U	230 U	68 U	47 U
8270D	Acenaphthylene	ug/Kg	14460	44 U	200 U	60 U	42 U
8270D	Acetophenone	ug/Kg	1560	34 U	160 U	**61 J**	32 U
8270D	Anthracene	ug/Kg	353750	**38 J**	**240 J**	**43 J**	29 U
8270D	Benzaldehyde	ug/Kg	630	71 U	320 U	**120 J**	67 U
8270D	Benzo[a]anthracene	ug/Kg	1500/ 29,000	**160 J**	**730 J**	**200 J**	31 U
8270D	Benzo[a]pyrene	ug/Kg	150/ 2,900	**210 J**	**670 J**	**200 J**	60 U
8270D	Benzo[b]fluoranthene	ug/Kg	1500/ 29,000	**280 J**	**900 J**	**420 J**	44 U
8270D	Benzo[g,h,i]perylene	ug/Kg	170000	**150 J**	**450 J**	**210 J**	25 U
8270D	Benzo[k]fluoranthene	ug/Kg	15000	**130 J**	**390 J**	**150 J**	75 U
8270D	Bis(2-ethylhexyl) phthalate	ug/Kg	86120	**140 J**	160 U	**310 J**	**54 J**
8270D	Carbazole	ug/Kg	NL	37 U	170 U	50 U	35 U
8270D	Chrysene	ug/Kg	150000	**220 J**	**770 J**	**310 J**	**35 J**
8270D	Dibenz(a,h)anthracene	ug/Kg	150/ 2,900	47 U	220 U	65 U	45 U
8270D	Dibenzofuran	ug/Kg	870/ 100,000	40 U	180 U	55 U	38 U
8270D	Di-n-butyl phthalate	ug/Kg	12,680	37 U	170 U	**54 J**	35 U
8270D	Fluoranthene	ug/Kg	230000	**330 J**	**1600 J**	**560**	**59 J**
8270D	Fluorene	ug/Kg	31940	44 U	200 U	60 U	42 U
8270D	Indeno[1,2,3-cd]pyrene	ug/Kg	1500	**140 J**	**380 J**	**180 J**	32 U
8270D	Naphthalene	ug/Kg	110	37 U	170 U	50 U	35 U
8270D	Phenanthrene	ug/Kg	34920	**150 J**	**830 J**	**260 J**	**33 J**
8270D	Pyrene	ug/Kg	90320	**270 J**	**1400 J**	**390 J**	**45 J**

Notes:
Bolded results indicate detected concentrations.
Shaded results indicate detected concentrations exceed the Virginia Tier II Screening Concentration.
ug/kg = micrograms per kilogram
U = Not detected at the reported concentration.
J = The reported concentration is estimated.
NL = No listed value.
UJ = The reported detection limit is estimated.
R = The reported result is rejected.
Non-detected results are reported to the method detection limit (MDL).

Table 4-A
Harbor Park Site - TBA
Detected Metals in Surface and Subsurface Soil Samples

			Virginia Tier II/III Screening Levels	SB-01(0-1)	SB-01(9-10)	SB-02(0-1)	SB-02(9-10)	SB-03(0-1)	SB-03(9-10)
		Field Sample ID:		SB-01(0-1)	SB-01(9-10)	SB-02(0-1)	SB-02(9-10)	SB-03(0-1)	SB-03(9-10)
		CLP Sample ID:		MC0AA6	MC0AA7	MC0AA8	MC0AA9	MC0AB0	MC0AB1
		Laboratory Sample ID:		680-122281-11	680-122281-12	680-122281-13	680-122281-14	680-122281-15	680-122281-16
		Date Collected:		2/23/2016	2/23/2016	2/23/2016	2/23/2016	2/23/2016	2/23/2016
		Sample Type:		Field Sample	Field Sample	Field Sample	Field Sample	Field Sample	Field Sample
Method	**Analtye**	**Units**		**Qualified Result**	**Qualified Result**	**Qualified Result**	**Qualified Result**	**Qualified Result**	**Qualified Result**
6010C	Aluminum	mg/Kg	7700/ 110000	**3900**	**3100**	**3300**	**5400**	**1300**	**7200**
6010C	Antimony	mg/Kg	3.1	**2.1 J**	0.84 UJ	0.80 UJ	0.89 UJ	0.81 UJ	0.86 UJ
6010C	Arsenic	mg/Kg	3.4/30	**10 J**	**2.8 J**	**5.5 J**	**3.7 J**	**2.9 J**	**16 J**
6010C	Barium	mg/Kg	1500	**90**	**9.5**	**65**	**13**	**45**	**19**
6010C	Beryllium	mg/Kg	16	**0.45**	**0.10 J**	**0.43**	**0.19 J**	**0.21 J**	**0.28 J**
6010C	Cadmium	mg/Kg	7	0.10 U	0.10 U	0.098 U	0.11 U	0.099 U	0.11 U
6010C	Calcium	mg/Kg	NL	**3300**	**200**	**3400**	**650**	**800**	**13000**
6010C	Chromium	mg/Kg	3/63	**15 J**	**5.5 J**	**8.8 J**	**10 J**	**9.5 J**	**13 J**
6010C	Cobalt	mg/Kg	0.5412/35	**4.0**	**0.55 J**	**4.0**	**1.7**	**1.7**	**2.4**
6010C	Copper	mg/Kg	310	**110**	**2.2 J**	**46**	**2.4 J**	**35**	**5.9**
6010C	Iron	mg/Kg	702.8/ 82000	**19000 J**	**4200 J**	**14000 J**	**5600 J**	**9300 J**	**17000 J**
6010C	Lead	mg/Kg	270.03	**150**	**2.3**	**120**	**4.5**	**60**	**8.5**
6010C	Magnesium	mg/Kg	NL	**730**	**330**	**2200**	**610**	**450**	**1700**
6010C	Manganese	mg/Kg	55.986/ 2,600	**160 J**	**13 J**	**200 J**	**27 J**	**140 J**	**94 J**
6010C	Nickel	mg/Kg	50.778	**11**	**1.6 J**	**8.3**	**3.0 J**	**5.5**	**5.3**
6010C	Potassium	mg/Kg	NL	**340**	**290**	**900**	**590**	**240**	**1400**
6010C	Selenium	mg/Kg	5.1	0.97 U	0.99 U	0.95 U	1.1 U	0.96 U	1.0 U
6010C	Silver	mg/Kg	1.5792	**0.18 J**	0.061 U	0.059 U	0.065 U	0.060 U	0.063 U
6010C	Sodium	mg/Kg	NL	48 U	49 U	47 U	**79 J**	48 U	**1900**
6010C	Vanadium	mg/Kg	39	**13**	**8.0**	**14**	**13**	**8.4**	**16**
6010C	Zinc	mg/Kg	745.2	**150 J**	**5.0 J**	**58 J**	**12 J**	**76 J**	**21 J**
7471B	Mercury	mg/Kg	0.94	**0.13**	0.0081 U	**0.049**	0.0086 U	**0.034**	**0.016 J**
9012A	Cyanide, Total	mg/Kg	2.1	**0.47 J**	**0.15 J**	**0.17 J**	0.15 U	0.14 U	**0.17 J**

Notes:
Bolded results indicate detected concentrations.
Shaded results indicate detected concentrations exceed the Virginia Tier II Screening Concentration.
mg/kg = milligrams per kilogram
U = Not detected at the reported concentration.
J = The reported concentration is estimated.
NL = No listed value
UJ = The reported detection limit is estimated.
R = The reported result is rejected.
Non-detected results are reported to the method detection limit (MDL).

Table 4-A
Harbor Park Site - TBA
Detected Metals in Surface and Subsurface Soil Samples

		Field Sample ID:	Virginia Tier II/III Screening Levels	SB-04(0-1)	SB-04(9-10)	SB-04(0-2)	SB-05(8-9)	SB-06(0-2)	SB-06(0-2)-01
		CLP Sample ID:		MC0AB2	MC0AB3	MC0AB4	MC0AB5	MC0AB6	MC0AC2
		Laboratory Sample ID:		680-122281-17	680-122281-18	680-122281-19	680-122281-20	680-122281-30	680-122281-36
		Date Collected:		2/23/2016	2/23/2016	2/23/2016	2/23/2016	2/23/2016	2/23/2016
		Sample Type:		Field Sample	Field Sample	Field Sample	Field Sample	Field Sample	Field Duplicate of MC0AB6
Method	**Analtye**	**Units**		**Qualified Result**	**Qualified Result**	**Qualified Result**	**Qualified Result**	**Qualified Result**	**Qualified Result**
6010C	Aluminum	mg/Kg	7700/ 110000	**7100**	**19000**	**6700**	**9000**	**7000**	**6700**
6010C	Antimony	mg/Kg	3.1	0.82 UJ	1.1 UJ	0.77 UJ	1.2 UJ	0.85 U	0.81 U
6010C	Arsenic	mg/Kg	3.4/30	**9.0 J**	**9.7 J**	**7.6 J**	**9.8 J**	**4.4**	**4.3**
6010C	Barium	mg/Kg	1500	**85**	**33**	**72**	**86**	**44**	**48**
6010C	Beryllium	mg/Kg	16	**0.58**	**0.99**	**0.50**	**0.46 J**	**0.29 J**	**0.32 J**
6010C	Cadmium	mg/Kg	7	**1.6**	0.14 U	0.094 U	0.14 U	0.10 U	0.098 U
6010C	Calcium	mg/Kg	NL	**45000**	**1900**	**15000**	**19000**	**29000**	**32000**
6010C	Chromium	mg/Kg	3/63	**15 J**	**35 J**	**13 J**	**19 J**	**16**	**17**
6010C	Cobalt	mg/Kg	0.5412/35	**3.5**	**11**	**3.5**	**4.7**	**2.4**	**2.3**
6010C	Copper	mg/Kg	310	**25**	**10**	**42**	**28**	**16 J**	**28 J**
6010C	Iron	mg/Kg	702.8/ 82000	**7600 J**	**33000 J**	**10000 J**	**31000 J**	**8100**	**8100**
6010C	Lead	mg/Kg	270.03	**35**	**13**	**39**	**340**	**19**	**20**
6010C	Magnesium	mg/Kg	NL	**2200**	**5000**	**2300**	**2000**	**1800**	**1800**
6010C	Manganese	mg/Kg	55.986/ 2,600	**110 J**	**320 J**	**140 J**	**250 J**	**120**	**120**
6010C	Nickel	mg/Kg	50.778	**9.4**	**21**	**8.0**	**10**	**5.6**	**6.2**
6010C	Potassium	mg/Kg	NL	**2200**	**3800**	**2000**	**2100**	**1300**	**1200**
6010C	Selenium	mg/Kg	5.1	**1.7 J**	1.3 U	**1.1 J**	**1.7 J**	1.0 U	0.95 U
6010C	Silver	mg/Kg	1.5792	**5.6**	**0.13 J**	**0.095 J**	**0.15 J**	**0.065 J**	0.059 U
6010C	Sodium	mg/Kg	NL	**140 J**	**3600**	**62 J**	**1400**	**99 J**	**120 J**
6010C	Vanadium	mg/Kg	39	**19**	**35**	**23**	**18**	**16**	**15**
6010C	Zinc	mg/Kg	745.2	**76 J**	**64 J**	**64 J**	**120 J**	**60**	**66**
7471B	Mercury	mg/Kg	0.94	**0.054**	**0.015 J**	**0.055**	**0.36 J**	**0.022 J**	**0.019 J**
9012A	Cyanide, Total	mg/Kg	2.1	**0.15 J**	0.20 U	0.14 U	**0.39 J**	0.14 U	**0.29 J**

Notes:
Bolded results indicate detected concentrations.
Shaded results indicate detected concentrations exceed the Virginia Tier II Screening Concentration.
mg/kg = milligrams per kilogram
U = Not detected at the reported concentration.
J = The reported concentration is estimated.
NL = No listed value.
UJ = The reported detection limit is estimated.
R = The reported result is rejected.
Non-detected results are reported to the method detection limit (MDL).

Table 4-A
Harbor Park Site - TBA
Detected Metals in Surface and Subsurface Soil Samples

			Virginia Tier II/III Screening Levels	SB-06(8-9)	SB-07(0-1)	SB-07(8-9)	SB-08(0-1)	SB-08(9-10)	SB-09(0-2)
		Field Sample ID:		SB-06(8-9)	SB-07(0-1)	SB-07(8-9)	SB-08(0-1)	SB-08(9-10)	SB-09(0-2)
		CLP Sample ID:		MC0AB7	MC0AB8	MC0AB9	MC0AC0	MC0AC1	MC0AD1
		Laboratory Sample ID:		680-122281-31	680-122281-32	680-122281-33	680-122281-34	680-122281-35	680-122281-37
		Date Collected:		2/23/2016	2/23/2016	2/23/2016	2/23/2016	2/23/2016	2/23/2016
		Sample Type:		Field Sample	Field Sample	Field Sample	Field Sample	Field Sample	Field Sample
Method	**Analtye**	**Units**		**Qualified Result**	**Qualified Result**	**Qualified Result**	**Qualified Result**	**Qualified Result**	**Qualified Result**
6010C	Aluminum	mg/Kg	7700/ 110000	**2900**	**5300**	**10000**	**3700**	**3700**	**5700**
6010C	Antimony	mg/Kg	3.1	**3.6**	0.87 U	0.87 U	0.76 UJ	0.89 UJ	0.82 U
6010C	Arsenic	mg/Kg	3.4/30	**6.3**	**3.5**	**1.8 J**	**18 J**	**16 J**	**3.3**
6010C	Barium	mg/Kg	1500	**120**	**33**	**23**	**34**	**24**	**38**
6010C	Beryllium	mg/Kg	16	**0.44 J**	**0.22 J**	**0.14 J**	**0.22 J**	**0.31 J**	**0.23 J**
6010C	Cadmium	mg/Kg	7	0.11 U	0.11 U	0.11 U	0.093 U	0.11 U	0.099 U
6010C	Calcium	mg/Kg	NL	**5200**	**3100**	**580**	**9700**	**4300**	**7800 J**
6010C	Chromium	mg/Kg	3/63	**23**	**11**	**11**	**11 J**	**9.8 J**	**9.6**
6010C	Cobalt	mg/Kg	0.5412/35	**5.1**	**1.7**	**0.42 J**	**3.5**	**4.8**	**1.6**
6010C	Copper	mg/Kg	310	**74**	**19**	**1.9 J**	**18**	**13**	**21**
6010C	Iron	mg/Kg	702.8/ 82000	**20000**	**5300**	**9700**	**12000 J**	**11000 J**	**6800**
6010C	Lead	mg/Kg	270.03	**130**	**44**	**8.7**	**21**	**24**	**41 J**
6010C	Magnesium	mg/Kg	NL	**810**	**860**	**700**	**2400**	**2000**	**3000 J**
6010C	Manganese	mg/Kg	55.986/ 2,600	**160**	**83**	**11**	**330 J**	**200 J**	**55**
6010C	Nickel	mg/Kg	50.778	**11**	**4.5**	**1.6 J**	**10**	**9.3**	**4.5**
6010C	Potassium	mg/Kg	NL	**360**	**480**	**740**	**710**	**550**	**690 J**
6010C	Selenium	mg/Kg	5.1	**1.7 J**	1.0 U	1.0 U	0.90 U	1.1 U	0.96 U
6010C	Silver	mg/Kg	1.5792	**0.13 J**	0.064 U	0.064 U	0.056 U	0.065 U	0.06 U
6010C	Sodium	mg/Kg	NL	**1000**	51 U	**1700**	45 U	**580**	48 U
6010C	Vanadium	mg/Kg	39	**9.7**	**9.5**	**22**	**15**	**13**	**12**
6010C	Zinc	mg/Kg	745.2	**53**	**62**	**5.6**	**81 J**	**78 J**	**39**
7471B	Mercury	mg/Kg	0.94	**0.051 J**	**0.044 J**	**0.0087 J**	**0.037 J**	**0.046 J**	**0.074 J**
9012A	Cyanide, Total	mg/Kg	2.1	**0.28 J**	**0.21 J**	0.16 U	**0.30 J**	**0.27 J**	**0.75**

Notes:
Bolded results indicate detected concentrations.
Shaded results indicate detected concentrations exceed the Virginia Tier II Screening Concentration.
mg/kg = milligrams per kilogram
U = Not detected at the reported concentration.
J = The reported concentration is estimated.
NL = No listed value
UJ = The reported detection limit is estimated.
R = The reported result is rejected.
Non-detected results are reported to the method detection limit (MDL).

Table 4-A
Harbor Park Site - TBA
Detected Metals in Surface and Subsurface Soil Samples

			Virginia Tier II/III Screening Levels	SB-09(6-7)	SB-10-(0-1)	SB-10-(6-7)	SB-11(0-1)	SB-11(10-12)
		Field Sample ID:		SB-09(6-7)	SB-10-(0-1)	SB-10-(6-7)	SB-11(0-1)	SB-11(10-12)
		CLP Sample ID:		MC0AD2	MC0AC4	MC0AC5	MC0AC6	MC0AC7
		Laboratory Sample ID:		680-122281-38	680-122281-86	680-122281-87	680-122281-88	680-122281-89
		Date Collected:		2/23/2016	2/23/2016	2/23/2016	2/23/2016	2/23/2016
		Sample Type:		Field Sample	Field Sample	Field Sample	Field Sample	Field Sample
Method	**Analtye**	**Units**		**Qualified Result**	**Qualified Result**	**Qualified Result**	**Qualified Result**	**Qualified Result**
6010C	Aluminum	mg/Kg	7700/ 110000	**5400**	**4900**	**4300**	**5900**	**6400**
6010C	Antimony	mg/Kg	3.1	0.83 U	0.86 U	**2.4**	0.81 U	0.84 U
6010C	Arsenic	mg/Kg	3.4/30	**4.7**	**2.7**	**6.5**	**5.9**	**4.4**
6010C	Barium	mg/Kg	1500	**45**	**35**	**78**	**64**	**19**
6010C	Beryllium	mg/Kg	16	**0.29 J**	**0.19 J**	**0.36 J**	**0.37 J**	**0.24 J**
6010C	Cadmium	mg/Kg	7	0.10 U	0.11 U	0.10 U	0.099 U	0.10 U
6010C	Calcium	mg/Kg	NL	**33000**	**7800**	**5800**	**34000 J**	**12000** J
6010C	Chromium	mg/Kg	3/63	**19**	**17**	**14**	**16**	**14**
6010C	Cobalt	mg/Kg	0.5412/35	**1.9**	**1.4**	**3.4**	**3.8**	**5.5**
6010C	Copper	mg/Kg	310	**20**	**22**	**110**	**47**	**23**
6010C	Iron	mg/Kg	702.8/ 82000	**25000**	**4600**	**16000**	**13000**	**18000**
6010C	Lead	mg/Kg	270.03	**37**	**31**	**180**	**72**	**39**
6010C	Magnesium	mg/Kg	NL	**2400**	**680**	**1800**	**4700 J**	**5200 J**
6010C	Manganese	mg/Kg	55.986/ 2,600	**170**	**52**	**100**	**190**	**310**
6010C	Nickel	mg/Kg	50.778	**5.3**	**3.9 J**	**10**	**15**	**18**
6010C	Potassium	mg/Kg	NL	**900**	**480**	**470**	**1900 J**	**1100 J**
6010C	Selenium	mg/Kg	5.1	0.99 U	1.0 U	1.0 U	0.96 U	1.0 U
6010C	Silver	mg/Kg	1.5792	**0.12 J**	0.063 U	**0.16 J**	**0.14 J**	0.062 U
6010C	Sodium	mg/Kg	NL	**300**	51 U	49 U	**1100**	**1100**
6010C	Vanadium	mg/Kg	39	**19**	**11**	**13**	**20**	**38**
6010C	Zinc	mg/Kg	745.2	**47**	**50**	**80**	**110**	**30**
7471B	Mercury	mg/Kg	0.94	**0.068 J**	**0.046**	**0.12**	**0.16**	**0.11**
9012A	Cyanide, Total	mg/Kg	2.1	**0.21 J**	**0.17 J**	**0.20 J**	**0.16 J**	0.16 U

Notes:
Bolded results indicate detected concentrations.
Shaded results indicate detected concentrations exceed the Virginia Tier II Screening Concentration.
mg/kg = milligrams per kilogram
U = Not detected at the reported concentration.
J = The reported concentration is estimated.
NL = No listed value
UJ = The reported detection limit is estimated.
R = The reported result is rejected.
Non-detected results are reported to the method detection limit (MDL).

Table 4-B
Harbor Park Site - TBA
Detected Metals in Surface and Subsurface Soil Samples

			Virginia Tier II/III Screening Levels	SB-12(0-1)	SB-12(10-12)	SB-12(10-12)-01	SB-13(0-1)	SB-13(9-10)
		Field Sample ID:		SB-12(0-1)	SB-12(10-12)	SB-12(10-12)-01	SB-13(0-1)	SB-13(9-10)
		CLP Sample ID:		MC0AC8	MC0AC9	MC0AD4	MC0AD5	MC0AD6
		Laboratory Sample ID:		680-122281-49	680-122281-50	680-122281-51	680-122281-52	680-122281-53
		Date Collected:		2/24/2016	2/24/2016	2/24/2016	2/24/2016	2/24/2016
		Sample Type:		Field Sample	Field Sample	Field Duplicate of MC0AC9	Field Sample	Field Sample
Method	**Analyte**	**Units**		**Qualified Result**	**Qualified Result**	**Qualified Result**	**Qualified Result**	**Qualified Result**
6010C	Aluminum	mg/Kg	7700/ 110000	**4700**	**5000**	**7400**	**8200**	**4900**
6010C	Antimony	mg/Kg	3.1	0.84 U	0.80 U	0.88 U	0.75 UJ	**5.1**
6010C	Arsenic	mg/Kg	3.4/30	**3.5**	**2.6**	**4.2**	**1.4 J**	**4.1**
6010C	Barium	mg/Kg	1500	**40**	**34**	**24**	**80 J**	**42**
6010C	Beryllium	mg/Kg	16	**0.21 J**	**0.22 J**	**0.28 J**	**0.16 J**	**0.39 J**
6010C	Cadmium	mg/Kg	7	0.10 U	0.097 U	0.11 U	0.091 U	0.11 U
6010C	Calcium	mg/Kg	NL	**1900**	**7400**	**6800**	**14000**	**9600**
6010C	Chromium	mg/Kg	3/63	**8.5**	**22**	**16**	**14 J**	**10**
6010C	Cobalt	mg/Kg	0.5412/35	**1.5**	**1.8**	**1.4**	**5.5 J**	**3.2**
6010C	Copper	mg/Kg	310	**15**	**14**	**12**	**21**	**19**
6010C	Iron	mg/Kg	702.8/ 82000	**6000**	**7400**	**12000**	**18000**	**8700**
6010C	Lead	mg/Kg	270.03	**17**	**17**	**24**	**9.6 J**	**110**
6010C	Magnesium	mg/Kg	NL	**940**	**2800**	**2500**	**5800 J**	**2100**
6010C	Manganese	mg/Kg	55.986/ 2,600	**77**	**99**	**71**	**260 J**	**85**
6010C	Nickel	mg/Kg	50.778	**3.6 J**	**5.7**	**4.4**	**8.0 J**	**5.7**
6010C	Potassium	mg/Kg	NL	**690**	**1100**	**870**	**3900 J**	**990**
6010C	Selenium	mg/Kg	5.1	0.99 U	0.95 U	1.0 U	0.89 U	1.1 U
6010C	Silver	mg/Kg	1.5792	**0.24 J**	**0.13 J**	**0.067 J**	0.055 U	**0.078 J**
6010C	Sodium	mg/Kg	NL	49 U	**140 J**	**400**	**52 J**	**980**
6010C	Vanadium	mg/Kg	39	**13**	**21**	**20**	**38 J**	**11**
6010C	Zinc	mg/Kg	745.2	**71**	**37**	**34**	**94 J**	**75**
7471B	Mercury	mg/Kg	0.94	**0.043**	**0.036**	**0.036**	0.0081 U	**0.19**
9012A	Cyanide, Total	mg/Kg	2.1	**0.38** J	0.14 UJ	**0.26** J	0.13 UJ	0.16 UJ

Notes:
Bolded results indicate detected concentrations.
Shaded results indicate detected concentrations exceed the Virginia Tier II Screening Concentration.
mg/kg = milligrams per kilogram
U = Not detected at the reported concentration.
J = The reported concentration is estimated.
NL = No listed value
UJ = The reported detection limit is estimated.
R = The reported result is rejected.
Non-detected results are reported to the method detection limit (MDL).

Table 4-B
Harbor Park Site - TBA
Detected Metals in Surface and Subsurface Soil Samples

			Virginia Tier II/III Screening Levels	SB-14(8-9)	SB-14(0-1)	SB-15(0-1)	SB-15(8-9)	SB-16(0-1)	SB-16(8-10)
		Field Sample ID:		SB-14(8-9)	SB-14(0-1)	SB-15(0-1)	SB-15(8-9)	SB-16(0-1)	SB-16(8-10)
		CLP Sample ID:		MC0AD7	MC0AD8	MC0AD9	MC0AE0	MC0AE1	MC0AE2
		Laboratory Sample ID:		680-122281-54	680-122281-55	680-122281-56	680-122281-57	680-122281-66	680-122281-67
		Date Collected:		2/24/2016	2/24/2016	2/24/2016	2/24/2016	2/24/2016	2/24/2016
		Sample Type:		Field Sample	Field Sample	Field Sample	Field Sample	Field Sample	Field Sample
Method	**Analyte**	**Units**		**Qualified Result**	**Qualified Result**	**Qualified Result**	**Qualified Result**	**Qualified Result**	**Qualified Result**
6010C	Aluminum	mg/Kg	7700/ 110000	**9200**	**7200**	**8700**	**6000**	**5700**	**3700 J**
6010C	Antimony	mg/Kg	3.1	**3.7**	0.81 U	0.88 U	**3.3**	0.81 UJ	0.81 UJ
6010C	Arsenic	mg/Kg	3.4/30	**4.8**	**9.8**	**2.9**	**10**	**7.0**	**3.2**
6010C	Barium	mg/Kg	1500	**110**	**77**	**43**	**76**	**140 J**	**90 J**
6010C	Beryllium	mg/Kg	16	**0.87**	**0.65**	**0.21 J**	**0.30 J**	**0.62**	**0.25 J**
6010C	Cadmium	mg/Kg	7	**0.23 J**	0.099 U	0.11 U	**0.22 J**	0.098 U	0.099 U
6010C	Calcium	mg/Kg	NL	**51000**	**48000**	**3600**	**66000**	**33000**	**10000 J**
6010C	Chromium	mg/Kg	3/63	**18**	**17**	**13**	**130**	**9.0 J**	**10 J**
6010C	Cobalt	mg/Kg	0.5412/35	**1.7**	**3.1**	**1.2**	**7.9**	**3.5 J**	**3.8 J**
6010C	Copper	mg/Kg	310	**21**	**13**	**17**	**59**	**34**	**21**
6010C	Iron	mg/Kg	702.8/ 82000	**8900**	**9600**	**12000**	**37000**	**10000**	**9600**
6010C	Lead	mg/Kg	270.03	**130**	**13**	**53**	**260**	**85 J**	**83 J**
6010C	Magnesium	mg/Kg	NL	**5000**	**3000**	**730**	**13000**	**3200 J**	**3700 J**
6010C	Manganese	mg/Kg	55.986/ 2,600	**200**	**130**	**110**	**340**	**160 J**	**150 J**
6010C	Nickel	mg/Kg	50.778	**4.7**	**7.3**	**5.4**	**87**	**8.1 J**	**37 J**
6010C	Potassium	mg/Kg	NL	**1400**	**1700**	**510**	**1400**	**1500 J**	**680 J**
6010C	Selenium	mg/Kg	5.1	**1.0 J**	**1.6 J**	1.0 U	1.1 U	0.95 U	0.96 U
6010C	Silver	mg/Kg	1.5792	**0.15 J**	**0.10 J**	0.064 U	**0.26 J**	**0.14 J**	**0.073 J**
6010C	Sodium	mg/Kg	NL	**970**	**340**	**71 J**	**2800**	**1700 J**	**680 J**
6010C	Vanadium	mg/Kg	39	**13**	**19**	**13**	**33**	**13 J**	**13 J**
6010C	Zinc	mg/Kg	745.2	**150**	**32**	**45**	**250**	**69 J**	**19 J**
7471B	Mercury	mg/Kg	0.94	**0.45**	**0.033**	**0.057**	**0.41**	**0.17**	**0.31 J+**
9012A	Cyanide, Total	mg/Kg	2.1	**2.9** J	0.15 J	0.37 J	**0.27** J	**0.29** J	**0.18** J

Notes:
Bolded results indicate detected concentrations.
Shaded results indicate detected concentrations exceed the Virginia Tier II Screening Concentration.
mg/kg = milligrams per kilogram
U = Not detected at the reported concentration.
J = The reported concentration is estimated.
NL = No listed value
UJ = The reported detection limit is estimated.
R = The reported result is rejected.
Non-detected results are reported to the method detection limit (MDL).

Table 4-B
Harbor Park Site - TBA
Detected Metals in Surface and Subsurface Soil Samples

			Virginia Tier II/III Screening Levels	SB-17(0-1)	SB-17(6-7)	SB-18(0-1)	SB-18(4-5)	SB-19(1-2)	SB-20(0-1)	SB-20(4-5)
		Field Sample ID:		SB-17(0-1)	SB-17(6-7)	SB-18(0-1)	SB-18(4-5)	SB-19(1-2)	SB-20(0-1)	SB-20(4-5)
		CLP Sample ID:		MC0AE3	MC0AE4	MC0AE5	MC0AE6	MC0AE7	MC0AE9	MC0AF0
		Laboratory Sample ID:		680-122281-68	680-122281-69	680-122281-70	680-122281-71	680-122281-129	680-122281-130	680-122281-131
		Date Collected:		2/24/2016	2/24/2016	2/24/2016	2/24/2016	2/24/2016	2/24/2016	2/24/2016
		Sample Type:		Field Sample	Field Sample	Field Sample	Field Sample	Field Sample	Field Sample	Field Sample
Method	**Analyte**	**Units**		**Qualified Result**	**Qualified Result**	**Qualified Result**	**Qualified Result**	**Qualified Result**	**Qualified Result**	**Qualified Result**
6010C	Aluminum	mg/Kg	7700/ 110000	**4300**	**7700**	**9800**	**2900**	**6500**	**10000**	**2900**
6010C	Antimony	mg/Kg	3.1	0.79 UJ	0.90 UJ	0.78 UJ	0.79 UJ	0.77 U	0.77 U	0.85 U
6010C	Arsenic	mg/Kg	3.4/30	**2.9**	**4.9**	**1.4 J**	**2.5**	**4.1**	**1.1 J**	**1.5 J**
6010C	Barium	mg/Kg	1500	**48 J**	**61 J**	**98 J**	**40 J**	**98**	**95**	**29**
6010C	Beryllium	mg/Kg	16	**0.32 J**	**0.44**	**0.17 J**	**0.18 J**	**0.27 J**	**0.23 J**	**0.11 J**
6010C	Cadmium	mg/Kg	7	0.096 U	0.11 U	0.095 U	0.096 U	0.094 U	0.094 U	0.10 U
6010C	Calcium	mg/Kg	NL	**7400**	**25000**	**6800**	**24000**	**17000**	**4600**	**11000**
6010C	Chromium	mg/Kg	3/63	**6.1 J**	**10 J**	**15 J**	**5.5 J**	**13**	**17**	**5.7**
6010C	Cobalt	mg/Kg	0.5412/35	**3.0 J**	**3.3 J**	**10 J**	**1.1 J**	**4.8**	**7.4**	**0.86 J**
6010C	Copper	mg/Kg	310	**34**	**56**	**42**	**18**	**28**	**39**	**12**
6010C	Iron	mg/Kg	702.8/ 82000	**12000**	**12000**	**21000**	**4900**	**15000**	**25000**	**4300**
6010C	Lead	mg/Kg	270.03	**36 J**	**220 J**	**33 J**	**340 J**	**93**	**6.9**	**53**
6010C	Magnesium	mg/Kg	NL	**2200 J**	**1800 J**	**6600 J**	**1100 J**	**3400**	**7700**	**990**
6010C	Manganese	mg/Kg	55.986/ 2,600	**210 J**	**130 J**	**340 J**	**78 J**	**190**	**390**	**38**
6010C	Nickel	mg/Kg	50.778	**5.4 J**	**7.2 J**	**7.9 J**	**3.0 J**	**7.0**	**8.0**	**2.3 J**
6010C	Potassium	mg/Kg	NL	**1700 J**	**1100 J**	**4200 J**	**430 J**	**1600**	**3900**	**260**
6010C	Selenium	mg/Kg	5.1	0.93 U	1.1 U	0.92 U	0.93 U	0.91 U	0.92 U	1.0 U
6010C	Silver	mg/Kg	1.5792	0.058 U	**0.60 J**	**0.064 J**	**0.11 J**	**0.69 J**	0.057 U	0.062 U
6010C	Sodium	mg/Kg	NL	**120 J**	**1400 J**	46 U	**210 J**	**150 J**	45 U	**110 J**
6010C	Vanadium	mg/Kg	39	**14 J**	**15 J**	**46 J**	**7.8 J**	**24**	**53**	**6.3**
6010C	Zinc	mg/Kg	745.2	**47 J**	**41 J**	**180 J**	**53 J**	**110**	**180**	**46**
7471B	Mercury	mg/Kg	0.94	**0.10 J+**	**1.5 J+**	**0.023 J+**	**0.20 J+**	**0.44 J+**	0.0083 U	**0.16**
9012A	Cyanide, Total	mg/Kg	2.1	0.13 U	0.16 U	**0.17** J	**0.19** J	**0.24** J		

Notes:
Bolded results indicate detected concentrations.
Shaded results indicate detected concentrations exceed the Virginia Tier II Screening Concentration.
mg/kg = milligrams per kilogram
U = Not detected at the reported concentration.
J = The reported concentration is estimated.
NL = No listed value
UJ = The reported detection limit is estimated.
R = The reported result is rejected.
Non-detected results are reported to the method detection limit (MDL).

Table 4-B
Harbor Park Site - TBA
Detected Metals in Surface and Subsurface Soil Samples

		Field Sample ID:	**Virginia Tier II/III Screening Levels**	**SB-21(0-1)**	**SB-21(8-9)**	**SB-22(0-1)**	**SB-22(4-5)**	**SS-01**	**SS-02**
		CLP Sample ID:		**MC0AF1**	**MC0AF2**	**MC0AF3**	**MC0AF4**	**MC0AA4**	**MC0AA5**
		Laboratory Sample ID:		**680-122281-132**	**680-122281-133**	**680-122281-134**	**680-122281-135**	**680-122281-127**	**680-122281-128**
		Date Collected:		**2/24/2016**	**2/24/2016**	**2/24/2016**	**2/24/2016**	**2/24/2016**	**2/24/2016**
		Sample Type:		**Field Sample**	**Field Sample**	**Field Sample**	**Field Sample**	**Field Sample**	**Field Sample**
Method	**Analyte**	**Units**		**Qualified Result**	**Qualified Result**	**Qualified Result**	**Qualified Result**	**Qualified Result**	**Qualified Result**
6010C	Aluminum	mg/Kg	7700/ 110000	**6500**	**5000**	**4700**	**2900**	**7800**	**5600**
6010C	Antimony	mg/Kg	3.1	0.79 U	0.87 U	0.87 U	0.82 UJ	1.2 U	0.85 U
6010C	Arsenic	mg/Kg	3.4/30	**2.3**	**2.6**	**3.1**	**2.6**	**6.1**	**3.1**
6010C	Barium	mg/Kg	1500	**68**	**18**	**45**	**49 J**	**120**	**75**
6010C	Beryllium	mg/Kg	16	**0.27 J**	**0.13 J**	**0.24 J**	**0.15 J**	**0.38 J**	**0.23 J**
6010C	Cadmium	mg/Kg	7	0.096 U	0.11 U	0.11 U	**0.13 J**	0.15 U	0.10 U
6010C	Calcium	mg/Kg	NL	**7200**	**8700**	**3900**	**9900**	**8200**	**4600**
6010C	Chromium	mg/Kg	3/63	**14**	**6.5**	**10**	**7.4 J**	**37**	**13**
6010C	Cobalt	mg/Kg	0.5412/35	**5.6**	**0.99 J**	**2.1**	**1.2 J**	**5.3**	**4.5**
6010C	Copper	mg/Kg	310	**30**	**8.2**	**22**	**20**	**72**	**21**
6010C	Iron	mg/Kg	702.8/ 82000	**15000**	**6000**	**6200**	**5900**	**19000**	**16000**
6010C	Lead	mg/Kg	270.03	**24**	**40**	**48**	**73 J**	**37**	**7.7**
6010C	Magnesium	mg/Kg	NL	**4300**	**460**	**1300**	**2500 J**	**4000**	**3600**
6010C	Manganese	mg/Kg	55.986/ 2,600	**240**	**26**	**69**	**50 J**	**350**	**270**
6010C	Nickel	mg/Kg	50.778	**6.9**	**1.7 J**	**5.8**	**3.9 J**	**21**	**9.7**
6010C	Potassium	mg/Kg	NL	**2000**	**360**	**700**	**400 J**	**3600**	**3400**
6010C	Selenium	mg/Kg	5.1	0.93 U	1.0 U	1.0 U	0.97 U	1.5 U	1.0 U
6010C	Silver	mg/Kg	1.5792	0.058 U	0.064 U	0.064 U	**0.088 J**	0.091 U	0.062 U
6010C	Sodium	mg/Kg	NL	**110 J**	**200 J**	**170 J**	**100 J**	73 U	50 U
6010C	Vanadium	mg/Kg	39	**36**	**13**	**17**	**6.7 J**	**35**	**28**
6010C	Zinc	mg/Kg	745.2	**69**	**26**	**70**	**46 J**	**290**	**70**
7471B	Mercury	mg/Kg	0.94	**0.066**	**0.10**	**0.079**	**0.11**	**0.025 J**	0.0084 U
9012A	Cyanide, Total	mg/Kg	2.1					0.15 U	**0.29** J

Notes:
Bolded results indicate detected concentrations.
Shaded results indicate detected concentrations exceed the Virginia Tier II Screening Concentration.
mg/kg = milligrams per kilogram
U = Not detected at the reported concentration.
J = The reported concentration is estimated.
NL = No listed value
UJ = The reported detection limit is estimated.
R = The reported result is rejected.
Non-detected results are reported to the method detection limit (MDL).

Table 5
Harbor Site - TBA
Detected Semivolatile Organic Compounds in Sediment Samples

		Field Sample ID:		**SD-01**	**SD-02**	**SD-02-01**	**SD-03**
		CLP Sample ID:		**C0AA0**	**C0AA1**	**C0AA2**	**C0AA3**
		Laboratory Sample ID:		**680-122281-73**	**680-122281-74**	**680-122281-75**	**680-122281-76**
		Date Collected:		**2/23/2016**	**2/23/2016**	**2/23/2016**	**2/23/2016**
		Sample Type:		**Field Sample**	**Field Sample**	**Field Duplicate of C0AA1**	**Field Sample**
Method	**Analyte**	**Units**		**Qualified Result**	**Qualified Result**	**Qualified Result**	**Qualified Result**
8270D	2-Methylnaphthalene	ug/Kg	230,000	440 U	**150 J**	**99 J**	**170 J**
8270D	Acenaphthene	ug/Kg	3500000	480 U	**88 J**	**160 J**	**650**
8270D	Acenaphthylene	ug/Kg	1700000	420 U	**160 J**	**190 J**	**89 J**
8270D	Anthracene	ug/Kg	17000000	**820 J**	**990**	**800**	**1300**
8270D	Benzo[a]anthracene	ug/Kg		**2000 J**	**1300**	**2000**	**3000**
8270D	Benzo[a]pyrene	ug/Kg	1,500	**1500 J**	**1700**	**2200**	**2500**
8270D	Benzo[b]fluoranthene	ug/Kg	15,000	**2300 J**	**3300**	**4100**	**3600**
8270D	Benzo[g,h,i]perylene	ug/Kg	1700000	**1000 J**	**1100**	**1500**	**1600**
8270D	Benzo[k]fluoranthene	ug/Kg	150,000	**1300 J**	**1200**	**1600**	**1700**
8270D	Bis(2-ethylhexyl) phthalate	ug/Kg	1,200,000	340 U	**130 J**	**310 J**	**150 J**
8270D	Carbazole	ug/Kg	NL	**440 J**	**270 J**	**350 J**	**600 J**
8270D	Chrysene	ug/Kg	1,500,000	**2400 J**	**2100**	**2600**	**3000**
8270D	Dibenz(a,h)anthracene	ug/Kg	1,500	450 U	**420 J**	**520**	**530 J**
8270D	Dibenzofuran	ug/Kg	72,000	380 U	**150 J**	**130 J**	**330 J**
8270D	Fluoranthene	ug/Kg	2,300,000	**4500**	**2100 J**	**3600 J**	**7100**
8270D	Fluorene	ug/Kg	2,300,000	420 U	**140 J**	**150 J**	**480 J**
8270D	Indeno[1,2,3-cd]pyrene	ug/Kg	15,000	**1000 J**	**1100**	**1500**	**1800**
8270D	Naphthalene	ug/Kg	130,000	350 U	**230 J**	**150 J**	**260 J**
8270D	Phenanthrene	ug/Kg	1,700,000	**2400 J**	**1200**	**1900**	**4900**
8270D	Pyrene	ug/Kg	1,700,000	**4600**	**3000**	**4700**	**5300**

Notes:
Bolded results indicate detected concentrations.
Shaded results indicate detected concentrations exceed the Virginia Tier II Screening Concentration.
µg/kg = micrograms per kilogram
U = Not detected at the reported concentration.
J = The reported concentration is estimated.
NL = No listed value
UJ = The reported detection limit is estimated.
R = The reported result is rejected.
Non-detected results are reported to the method detection limit (MDL).

Table 6
Harbor Site - TBA
Detected Metals in Sediment Samples

		Field Sample ID:		**SD-01**	**SD-02**	**SD-02-01**	**SD-03**
		CLP Sample ID:		**MC0AA0**	**MC0AA1**	**MC0AA2**	**MC0AA3**
		Laboratory Sample ID:		**680-122281-82**	**680-122281-83**	**680-122281-84**	**680-122281-85**
		Date Collected:		**2/23/2016**	**2/23/2016**	**2/23/2016**	**2/23/2016**
		Sample Type:		**Field Sample**	**Field Sample**	**Field Duplicate of MC0AA1**	**Field Sample**
Method	**Analyte**	**Units**		**Qualified Result**	**Qualified Result**	**Qualified Result**	**Qualified Result**
6010C	Aluminum	mg/Kg	77000	**1900**	**4200**	**5900**	**5900**
6010C	Antimony	mg/Kg	31	0.84 UJ	1.1 UJ	1.1 UJ	1.3 UJ
6010C	Arsenic	mg/Kg	34	**2.4**	**6.8**	**8.1**	**7.6**
6010C	Barium	mg/Kg	15000	**25 J**	**41 J**	**54 J**	**48 J**
6010C	Beryllium	mg/Kg	160	**0.11 J**	**0.36 J**	**0.64**	**0.38 J**
6010C	Cadmium	mg/Kg	70	0.10 U	0.14 U	0.14 U	0.16 U
6010C	Calcium	mg/Kg	NL	**84000**	**24000**	**11000**	**2300**
6010C	Chromium	mg/Kg	30	**5.6 J**	**17 J**	**17 J**	**19 J**
6010C	Cobalt	mg/Kg	23	**1.8 J**	**5.0 J**	**6.6 J**	**2.6 J**
6010C	Copper	mg/Kg	3100	**23**	**97**	**330**	**130**
6010C	Iron	mg/Kg	55000	**4500**	**26000**	**27000**	**14000**
6010C	Lead	mg/Kg	400	**32 J**	**78 J**	**96 J**	**290 J**
6010C	Magnesium	mg/Kg		**28000 J**	**3000 J**	**3700 J**	**2900 J**
6010C	Manganese	mg/Kg	1800	**140 J**	**150 J**	**250 J**	**60 J**
6010C	Nickel	mg/Kg	1500	**5.5 J**	**18 J**	**22 J**	**11 J**
6010C	Potassium	mg/Kg	NL	**890 J**	**970 J**	**1100 J**	**1100 J**
6010C	Selenium	mg/Kg	390	0.99 U	1.3 U	1.3 U	1.6 U
6010C	Silver	mg/Kg	390	**0.14 J**	**0.17 J**	**0.10 J**	0.097 U
6010C	Sodium	mg/Kg	NL	**1900 J**	**3200 J**	**2800 J**	**4900 J**
6010C	Vanadium	mg/Kg	390	**9.1 J**	**22 J**	**26 J**	**24 J**
6010C	Zinc	mg/Kg	23000	**77 J**	**260 J**	**340 J**	**360 J**
7471B	Mercury	mg/Kg	9	**0.020 J+**	**0.063 J+**	**0.065 J+**	**0.19 J+**
9012A	Cyanide, Total	mg/Kg	21	**0.23** J	0.13 U	**0.17** J	0.14 U

Notes:
Bolded results indicate detected concentrations.
Shaded results indicate detected concentrations exceed the Virginia Tier II Screening Concentration.
mg/kg = milligrams per kilogram
J = The reported concentration is estimated.
J+ = The reported concnetration is estimated to be high.
NL = No listed value.
U = Not detected at the reported concentration.
UJ = The reported detection limit is estimated.
R = The reported result is rejected.
Non-detected results are reported to the method detection limit (MDL).

Table 7
Harbor Park - TBA
Detected Semivolatile Organic Compounds in Groundwater

		Field Sample ID:		**MW-01**	**MW-01-01**	**MW-02**	**MW-03**
		CLP Sample ID:		**C0AF9**	**C0AG0**	**C0AG4**	**C0AG6**
		Laboratory Sample ID:		**680-122854-1**	**680-122854-2**	**680-122854-3**	**680-122854-4**
		Date Collected:		**3/10/2016**	**3/10/2016**	**3/10/2016**	**3/10/2016**
		Sample Type:	**Virginia Tier II Screening Level**	**Field Sample**	**Field Duplicate of C0AF9**	**Field Sample**	**Field Sample**
Method	**Analyte**	**Units**		**Qualified Result**	**Qualified Result**	**Qualified Result**	**Qualified Result**
8270D LL	Acenaphthene	ug/L	53	0.10 U	0.096 U	**0.20**	**0.22**
8270D LL	Anthracene	ug/L	180	0.10 U	0.096 U	0.095 U	**0.16 J**
8270D LL	Benzo[a]anthracene	ug/L	0.34	0.10 U	0.096 U	0.095 U	**0.20**
8270D LL	Benzo[a]pyrene	ug/L	0.2	0.10 U	0.096 U	0.095 U	**0.14 J**
8270D LL	Benzo[b]fluoranthene	ug/L	0.34	0.10 U	0.096 U	0.095 U	**0.19**
8270D LL	Benzo[g,h,i]perylene	ug/L	12	0.10 U	0.096 U	0.095 U	**0.11 J**
8270D LL	Benzo[k]fluoranthene	ug/L	3.4	0.10 U	0.096 U	0.095 U	0.096 U
8270D LL	Carbazole	ug/L	NL	0.10 U	0.096 U	**0.18 J**	0.10 U
8270D LL	Chrysene	ug/L	34	0.045 U	0.043 U	0.043 U	**0.21**
8270D LL	Dibenz(a,h)anthracene	ug/L	0.034	0.10 U	0.096 U	0.095 U	**0.096 J**
8270D LL	Dibenzofuran	ug/L	0.79	0.10 U	0.096 U	0.095 U	**0.14 J**
8270D LL	Diethyl phthalate	ug/L	1500	**0.14 J**	0.11 U	**0.14 J**	**0.44 J**
8270D LL	Fluoranthene	ug/L	80	0.10 U	0.096 U	**0.27**	**0.62**
8270D LL	Fluorene	ug/L	29	0.10 U	0.096 U	0.095 U	**0.14 J**
8270D LL	Indeno[1,2,3-cd]pyrene	ug/L	0.34	0.10 U	0.096 U	0.095 U	**0.14 J**
8270D LL	Naphthalene	ug/L	120	0.10 U	0.096 U	0.095 U	0.096 U
8270D LL	Phenanthrene	ug/L	12	0.10 U	0.096 U	**0.11 J**	**0.42**
8270D LL	Pyrene	ug/L	12	0.10 U	0.096 U	**0.21**	**0.45**
8270D	2,4-Dinitrophenol	ug/L	3.9	R	R	R	R

Notes:
µg/L = micrograms per liter
Detected results are presented in bold text.
Shaded results indicate concentrations exceeding Tier II Screening Levels
J = Estimated quantity
NL = No listed value
R = The reported result is rejected.
U = Not detected at the reported concentration.
Non-detected results are reported to the method detection limit (MDL).

Table 7
Harbor Park - TBA
Detected Semivolatile Organic Compounds in Groundwater

		Field Sample ID:	**Virginia Tier II Screening Level**	**MW-01**	**MW-02**	**MW-03**	**MW-03-01**
		CLP Sample ID:		**C0AH4**	**C0AH0**	**C0AH6**	**C0AH9**
		Laboratory Sample ID:		**680-125120-17**	**680-125120-14**	**680-125120-8**	**680-125120-9**
		Date Collected:		**5/10/2016**	**5/10/2016**	**5/10/2016**	**5/10/2016**
		Sample Type:		**Field Sample**	**Field Sample**	**Field Sample**	**Field Duplicate of C0AH6**
Method	**Analyte**	**Units**		**Qualified Result**	**Qualified Result**	**Qualified Result**	**Qualified Result**
8270D LL	Acenaphthene	ug/L	53	0.11 U	**0.16 J**	0.099 U	**0.12 J**
8270D LL	Anthracene	ug/L	180	0.11 U	0.094 U	0.099 U	**0.12 J**
8270D LL	Benzo[a]anthracene	ug/L	0.34	0.11 U	0.094 U	0.099 U	**0.12 J**
8270D LL	Benzo[a]pyrene	ug/L	0.2	0.11 U	0.094 U	0.099 U	0.10 U
8270D LL	Benzo[b]fluoranthene	ug/L	0.34	0.11 U	0.094 U	0.099 U	0.10 U
8270D LL	Benzo[g,h,i]perylene	ug/L	12	0.11 U	0.094 U	0.099 U	0.10 U
8270D LL	Benzo[k]fluoranthene	ug/L	3.4	**0.11 J**	**0.094 J**	0.099 U	0.10 U
8270D LL	Carbazole	ug/L	NL	0.70 U	0.69 U	0.71 U	0.71 U
8270D LL	Chrysene	ug/L	34	0.05 U	0.042 U	**0.17 J**	**0.11 J**
8270D LL	Dibenz(a,h)anthracene	ug/L	0.034	0.99 U	0.97 U	1.0 U	1.0 U
8270D LL	Dibenzofuran	ug/L	0.79	0.78 U	0.77 U	0.79 U	0.79 U
8270D LL	Diethyl phthalate	ug/L	1500	0.87 U	0.85 U	0.88 U	0.88 U
8270D LL	Fluoranthene	ug/L	80	0.11 U	**0.75**	**0.31**	**0.26**
8270D LL	Fluorene	ug/L	29	0.11 U	0.094 U	0.099 U	0.10 U
8270D LL	Indeno[1,2,3-cd]pyrene	ug/L	0.34	0.99 U	0.97 U	1.0 U	1.0 U
8270D LL	Naphthalene	ug/L	120	0.11 U	**0.11 J**	0.099 U	0.10 U
8270D LL	Phenanthrene	ug/L	12	0.11 U	**0.18 J**	**0.22**	**0.18 J**
8270D LL	Pyrene	ug/L	12	0.11 U	**0.48**	**0.23**	**0.19 J**
8270D	2,4-Dinitrophenol	ug/L	3.9	R	**9.7 J**	10 U	10 U

Notes:
µg/L = micrograms per liter
Detected results are presented in bold text.
Shaded results indicate concentrations exceeding Tier II Screening Levels
J = Estimated quantity
NL = No listed value
R = The reported result is rejected.
U = Not detected at the reported concentration.
Non-detected results are reported to the method detection limit (MDL).

Table 8
Harbor Park - TBA
Detected Metals in Groundwater Samples

		Field Sample ID:	**Virginia Tier II Screening Concentration**	**MW-01**		**MW-01-01**	
		CLP Sample ID:		**MC0AF9**	**MC0AG2**	**MC0AG0**	**MC0AG3**
		Laboratory Sample ID:		**680-122854-8**	**680-122854-10**	**680-122854-9**	**680-122854-11**
		Date Collected:		**3/10/2016**		**3/10/2016**	
		Sample Type:		**Field Sample**		**Field Duplicate of MC0AF9**	**Field Duplicate of MC0AG2**
		Total or Dissolved:		**Total**	**Dissolved**	**Total**	**Dissolved**
Method	**Analyte**	**Units**		**Qualified Result**	**Qualified Result**	**Qualified Result**	**Qualified Result**
6010C	Aluminum	ug/L	2,000	**24 J**	24 U	**29 J**	24 U
6020A	Barium	ug/L	2,000	**31 J+**	**33 J+**	**33 J+**	**31 J+**
6010C	Calcium	ug/L	NL	**24000 J+**	**25000 J+**	**25000 J+**	**24000 J+**
6020A	Cobalt	ug/L	0.6	**1.7**	**1.8**	**1.8**	**1.6**
6020A	Copper	ug/L	1,300	1.7 U	1.7 U	1.7 U	1.7 U
6010C	Iron	ug/L	1,400	**530 J+**	**560 J+**	**530 J+**	**540 J+**
6020A	Lead	ug/L	15	1.0 U	1.0 U	1.0 U	1.0 U
6010C	Magnesium	ug/L	NL	**7100 J+**	**7400 J+**	**7500 J+**	**7200 J+**
6020A	Manganese	ug/L	43	**120**	**130**	**120**	**120**
6020A	Nickel	ug/L	39	**5.3**	**5.0**	**5.2**	**4.9 J**
6010C	Potassium	ug/L	NL	**3000 J+**	**3100 J+**	**3100 J+**	**3000 J+**
6020A	Selenium	ug/L	60	**3.5**	**3.5**	**2.5 J**	**3.4 J**
6010C	Sodium	ug/L	NL	**10000 J+**	**11000 J+**	**11000 J+**	**10000 J+**
6020A	Zinc	ug/L	600	**47 J+**	**42 J+**	**43 J+**	**41 J+**
7470A	Mercury	ug/L	2	0.080 U	0.080 U	0.080 U	0.080 U
9012A	Cyanide, Total	mg/L	200	0.0025 U	NA	0.01 U	NA

Notes:
µg/L = micrograms per liter
mg/L - milligrams per liter
Detected results are presented in bold text.
Shaded results indicate concentrations exceeding Tier II Screening Levels
J = Estimated quantity
J+ = The reported value is estimated to be high.
NL = Not listed
U = Not detected at the reported concentration.
Non-detected results are reported to the method detection limit (MDL).

Table 8
Harbor Park - TBA
Detected Metals in Groundwater Samples

		Field Sample ID:	**Virginia Tier II Screening Concentration**	**MW-02**		**MW-03**	
		CLP Sample ID:		**MC0AG4**	**MC0AG5**	**MC0AG6**	**MC0AG7**
		Laboratory Sample ID:		**680-122854-12**	**680-122854-13**	**680-122854-14**	**680-122854-15**
		Date Collected:		**3/10/2016**		**3/10/2016**	
		Sample Type:		**Field Sample**		**Field Sample**	
		Total or Dissolved:		**Total**	**Dissolved**	**Total**	**Dissolved**
Method	**Analyte**	**Units**		**Qualified Result**	**Qualified Result**	**Qualified Result**	**Qualified Result**
6010C	Aluminum	ug/L	2,000	**78 J**	24 U	**360**	24 U
6020A	Barium	ug/L	2,000	**100**	**97**	**280**	**280**
6010C	Calcium	ug/L	NL	**160000 J+**	**160000 J+**	**120000 J+**	**110000 J+**
6020A	Cobalt	ug/L	0.6	0.12 U	0.12 U	**0.99**	**0.67**
6020A	Copper	ug/L	1,300	1.7 U	1.7 U	5.0 U	1.7 U
6010C	Iron	ug/L	1,400	**300 J+**	**220 J+**	**14000**	**13000**
6020A	Lead	ug/L	15	2.5 U	0.98 U	12	0.98 U
6010C	Magnesium	ug/L	NL	**300000**	**300000**	**170000**	**160000**
6020A	Manganese	ug/L	43	**220**	**230**	**330**	**310**
6020A	Nickel	ug/L	39	1.9 U	1.9 U	1.9 U	1.9 U
6010C	Potassium	ug/L	NL	**100000**	**100000**	**60000 J**	**60000 J**
6020A	Selenium	ug/L	60	1.0 U	1.0 U	**2.0 J**	1.0 U
6010C	Sodium	ug/L	NL	**2600000**	**2600000**	**1700000**	**1700000**
6020A	Zinc	ug/L	600	9.6 U	9.6 U	9.6 U	9.6 U
7470A	Mercury	ug/L	2	0.080 U	0.080 U	0.080 U	0.080 U
9012A	Cyanide, Total	mg/L	200	0.1 U	NA	0.01 U	NA

Notes:
µg/L = micrograms per liter
mg/L - milligrams per liter
Detected results are presented in bold text.
Shaded results indicate concentrations exceeding Tier II Screening Levels
J = Estimated quantity
J+ = The reported value is estimated to be high.
NL = Not listed
U = Not detected at the reported concentration.
Non-detected results are reported to the method detection limit (MDL).

Table 8
Harbor Park - TBA
Detected Metals in Groundwater Samples

		Field Sample ID:	Virginia Tier II Screening Concentration	MW-03		MW-01	
		CLP Sample ID:		MC0AG6	MC0AG7	MC0AH4	MC0AH5
		Laboratory Sample ID:		680-122854-14	680-122854-15	680-125120-18	680-125120-19
		Date Collected:		3/10/2016		5/10/2016	
		Sample Type:		Field Sample		Field Sample	
		Total or Dissolved:		Total	Dissolved	Total	Dissolved
Method	**Analyte**	**Units**		**Qualified Result**	**Qualified Result**	**Qualified Result**	**Qualified Result**
6010C	Aluminum	ug/L	2,000	**360**	24 U	**210**	24 U
6020A	Barium	ug/L	2,000	**280**	**280**	**32 J+**	**32 J+**
6010C	Calcium	ug/L	NL	**120000 J+**	**110000 J+**	**24000 J+**	**24000 J+**
6020A	Cobalt	ug/L	0.6	**0.99**	**0.67**	**0.32 J**	**0.26 J**
6020A	Copper	ug/L	1,300	5.0 U	1.7 U	1.7 U	1.7 U
6010C	Iron	ug/L	1,400	**14000**	**13000**	**210**	17 U
6020A	Lead	ug/L	15	12	0.98 U	0.98 U	0.98 U
6010C	Magnesium	ug/L	NL	**170000**	**160000**	**7100 J+**	**7000 J+**
6020A	Manganese	ug/L	43	**330**	**310**	**21**	**22**
6020A	Nickel	ug/L	39	1.9 U	1.9 U	**2.8 J**	**3.2 J**
6010C	Potassium	ug/L	NL	**60000 J**	**60000 J**	**3500 J+**	**3500 J+**
6020A	Selenium	ug/L	60	**2.0 J**	1.0 U	**3.1**	**2.9**
6010C	Sodium	ug/L	NL	**1700000**	**1700000**	**11000 J+**	**11000 J+**
6020A	Zinc	ug/L	600	9.6 U	9.6 U	**25 J+**	**22 J+**
7470A	Mercury	ug/L	2	0.080 U	0.080 U	0.080 U	0.080 U
9012A	Cyanide, Total	mg/L	200	0.01 U	NA	0.0025 U	NA

Notes:
µg/L = micrograms per liter
mg/L - milligrams per liter
Detected results are presented in bold text.
Shaded results indicate concentrations exceeding Tier II Screening Levels
J = Estimated quantity
J+ = The reported value is estimated to be high.
NL = Not listed
U = Not detected at the reported concentration.
Non-detected results are reported to the method detection limit (MDL).

Table 8
Harbor Park - TBA
Detected Metals in Groundwater Samples

		Field Sample ID:	**Virginia Tier II Screening Concentration**	**MW-02**		**MW-03**		**MW-03-01**	
		CLP Sample ID:		**MC0AH0**	**MC0AH1**	**MC0AH6**	**MC0AH7**	**MC0AH9**	**MC0AH8**
		Laboratory Sample ID:		**680-125120-15**	**680-125120-16**	**680-125120-10**	**680-125120-11**	**680-125120-13**	**680-125120-12**
		Date Collected:		**5/10/2016**		**5/10/2016**		**5/10/2016**	
		Sample Type:		**Field Sample**		**Field Sample**		**Field Duplicate of MC0AH6**	**Field Duplicate of MC0AH7**
		Total or Dissolved:		**Total**	**Dissolved**	**Total**	**Dissolved**	**Total**	**Dissolved**
Method	**Analyte**	**Units**		**Qualified Result**	**Qualified Result**	**Qualified Result**	**Qualified Result**	**Qualified Result**	**Qualified Result**
6010C	Aluminum	ug/L	2,000	**94 J**	**31 J**	**97 J**	**26 J**	**100 J**	**30 J**
6020A	Barium	ug/L	2,000	**130**	**130**	**290**	**290**	**280**	**290**
6010C	Calcium	ug/L	NL	**190000 J+**	**180000 J+**	**110000 J+**	**110000 J+**	**110000 J+**	**110000 J+**
6020A	Cobalt	ug/L	0.6	**0.12 J**	0.12 U	**0.81 J**	**0.93 J**	**0.84 J**	**0.98 J**
6020A	Copper	ug/L	1,300	1.7 U	1.7 U	1.7 U	1.7 UJ	1.7 UJ	**44 J**
6010C	Iron	ug/L	1,400	**480 J**	**270**	**16000**	**16000**	**16000**	**16000**
6020A	Lead	ug/L	15	0.98 U	0.98 U	**2.8**	0.98 U	**2.6**	0.98 U
6010C	Magnesium	ug/L	NL	**360000**	**350000**	**190000**	**180000**	**190000**	**190000**
6020A	Manganese	ug/L	43	**290**	**280**	**280**	**270**	**280**	**270**
6020A	Nickel	ug/L	39	1.9 U	**2.3 J**	1.9 U	1.9 U	1.9 U	1.9 U
6010C	Potassium	ug/L	NL	**160000**	**160000**	**84000**	**89000**	**90000**	**88000**
6020A	Selenium	ug/L	60	**1.2 J**	1.0 U	1.0 U	1.0 U	1.0 U	1.0 U
6010C	Sodium	ug/L	NL	**3300000**	**3100000**	**2100000**	**2000000**	**2000000**	**2100000**
6020A	Zinc	ug/L	600	9.6 U	9.6 U	9.6 U	9.6 U	9.6 U	9.6 U
7470A	Mercury	ug/L	2	0.080 U	0.080 U	0.080 U	0.080 U	0.080 U	0.080 U
9012A	Cyanide, Total	mg/L	200	0.0025 U	NA	0.0025 U	NA	**0.005** J	NA

Notes:
µg/L = micrograms per liter
mg/L - milligrams per liter
Detected results are presented in bold text.
Shaded results indicate concentrations exceeding Tier II Screening Levels
J = Estimated quantity
J+ = The reported value is estimated to be high.
NL = Not listed
U = Not detected at the reported concentration.
Non-detected results are reported to the method detection limit (MDL).

SOIL BORINGS AND MONITORING WELL LOGS

GEOPROBE Soil Boring Log

Job Name Harbor Park Site	**Boring No.** SB01	**Logged By**
Job No.	**Page** __1_ **of** __1__	W Bounds

Date Drilled		**Boring Method/ Sample Method**	Geoprobe / Macrocore 5-ft
Drilling Co.	Ground Zero	**Completion Depth**	15 feet bgs
Drill Foreman	Corey	**Location**	Norfolk, VA

Depth (Feet)	Recovery (% or inches)	PID every 6"	Visual Description	Sample No.	Comments
0	80	0 0 0

GEOPROBE Soil Boring Log

Job Name Harbor Park Site	**Boring No.** SB02	**Logged By**
Job No.	**Page** __1_ **of** __1__	W Bounds

Date Drilled		**Boring Method/ Sample Method**	Geoprobe / Macrocore 5-ft
Drilling Co.	Ground Zero	**Completion Depth**	15 feet bgs
Drill Foreman	Corey	**Location**	Norfolk, VA

Depth (Feet)	Recovery (% or inches)	PID every 6"	Visual Description	Sample No.	Comments
0	80	0	0 - 3' Fill, Dry dark brown sand with rocks, loose and poorley sorted	SB02 0-2.5 0950	
		0	3' - 3.5' Large piece of wood solid does not appered to be treated		
5		0	3.5' - 7' Moist olive green/grey silty sand dense well sorted		
	95	0	7' - 10' Moist olive green/grey silty sand with motteling, dense	SB02 9-10 0955	
10		0	10' - 13.5' Saturayed olive green/grey silty sand with motteling, loose		
	95	0	13.5' - 15' Wet grey silt loose no motteling		
15		0			

Depth to Groundwater: _____

Monitoring Well Installed?

Monitoring Well ID: _____

Location surveyed? GPS

Backfill Type: Bentonite

GEOPROBE Soil Boring Log

Job Name Harbor Park Site	**Boring No.** SB03	**Logged By**
Job No.	**Page** __1_ **of** __1__	W Bounds

Date Drilled		**Boring Method/ Sample Method**	Geoprobe / Macrocore 5-ft
Drilling Co.	Ground Zero	**Completion Depth**	15 feet bgs
Drill Foreman	Corey	**Location**	Norfolk, VA

Depth (Feet)	Recovery (% or inches)	PID every 6"	Visual Description	Sample No.	Comments
0	10	0 0 0 0 0 0 0 0 0 0	0 - 5' Wet grey rocks with wood pieces loose	SB03 1010 SB03 1030	
5	10	0 0 0 0 0 0 0 0 0 0	5' - 10' Wet grey silt loose		
10	10	0 0 0 0 0 0 0 0 0 0	10' - 15' Wet grey clay, hydrogen sulfide smell from bactiria (common smell at low tide)		
15					

Depth to Groundwater: _____

Monitoring Well Installed?

Monitoring Well ID: _____

Location surveyed? GPS

Backfill Type: Bentonite

GEOPROBE Soil Boring Log

Job Name Harbor Park Site	**Boring No.** SB04	**Logged By**
Job No.	**Page** __1_ **of** __1__	W Bounds

Date Drilled		**Boring Method/ Sample Method**	Geoprobe / Macrocore 5-ft
Drilling Co.	Ground Zero	**Completion Depth**	15 feet bgs
Drill Foreman	Corey	**Location**	Norfolk, VA

Depth (Feet)	Recovery (% or inches)	PID every 6"	Visual Description	Sample No.	Comments
0	75	0 0 0

GEOPROBE Soil Boring Log

Job Name Harbor Park Site	**Boring No.** SB05	**Logged By**
Job No.	**Page** __1_ **of** __1__	W Bounds

Date Drilled		**Boring Method/ Sample Method**	Geoprobe / Macrocore 5-ft
Drilling Co.	Ground Zero	**Completion Depth**	15 feet bgs
Drill Foreman	Corey	**Location**	Norfolk, VA

Depth (Feet)	Recovery (% or inches)	PID every 6"	Visual Description	Sample No.	Comments
0		0	0 - 2' Damp white concrete powder with fragments and brick pieces	SB05 0-2 1130	
5		0	2' - 6' Moist dark brown silts dense		
10		0	6' - 10' Saturated dark brown silt dense	SB05 8-9 1140	
15	0	0	No return in sleeve some shell fragments observed in cutting spoils		

Depth to Groundwater: _____

Monitoring Well Installed?

Monitoring Well ID: _____

Location surveyed? GPS

Backfill Type: Bentonite

GEOPROBE Soil Boring Log

Job Name Harbor Park Site	**Boring No.** SB06	**Logged By**
Job No.	**Page** __1_ **of** __1__	W Bounds

Date Drilled		**Boring Method/ Sample Method**	Geoprobe / Macrocore 5-ft
Drilling Co.	Ground Zero	**Completion Depth**	15 feet bgs
Drill Foreman	Corey	**Location**	Norfolk, VA

Depth (Feet)	Recovery (% or inches)	PID every 6"	Visual Description	Sample No.	Comments
0	80	0	0 - 1' Topsoil damp brown silt with some organics/roots dense	SB06 0-2 1235 Duplicate	
		0	1' - 2' Dry white powdered concrete with fragments loose		
		0	2' - 6' Dry dark brown silt dense		
5	70	0	6- 8.5' Wet dark brown sandy silt with small rocks, poorley sorted	SB06 8-9 1245	
10		0	8.5' - 10.5' Wet white shell layer loose		
	75	0	10.5' - 15' Wet tan fine sand loose		
15					

Depth to Groundwater: _____

Monitoring Well Installed?

Monitoring Well ID: _____

Location surveyed? GPS

Backfill Type: Bentonite

GEOPROBE Soil Boring Log

Job Name Harbor Park Site	**Boring No.** SB07	**Logged By**
Job No.	**Page** __1_ **of** __1__	W Bounds

Date Drilled		**Boring Method/ Sample Method**	Geoprobe / Macrocore 5-ft
Drilling Co.	Ground Zero	**Completion Depth**	15 feet bgs
Drill Foreman	Corey	**Location**	Norfolk, VA

Depth (Feet)	Recovery (% or inches)	PID every 6"	Visual Description	Sample No.	Comments
0	70	0	0 - 1.5' Topsoil, Dry brown silty fine sand with organics/roots loose	SB07 0-1 1340	
		0	1.5' - 2' Dry tan sand with rocks loose		
		0	2' - 4' Moist tan silty fine sand dense		
5		0	4' - 6' Moist brown silty fine sand with small rocks poorley sorted, dense		
	50	0	6' - 15' Wet light grey slay loose	SB07 8-9 1350	
10		0			
	30	0			
15		0			

Depth to Groundwater: _____

Monitoring Well Installed?

Monitoring Well ID: _____

Location surveyed? GPS

Backfill Type: Bentonite

GEOPROBE Soil Boring Log

Job Name Harbor Park Site	**Boring No.** SB08	**Logged By**
Job No.	**Page** __1_ **of** __1__	W Bounds

Date Drilled		**Boring Method/ Sample Method**	Geoprobe / Macrocore 5-ft
Drilling Co.	Ground Zero	**Completion Depth**	15 feet bgs
Drill Foreman	Corey	**Location**	Norfolk, VA

Depth (Feet)	Recovery (% or inches)	PID every 6"	Visual Description	Sample No.	Comments
0	40	0	0 - 0.5' Topsoil, Dry brown silt with organics loose	SB08 0-1 1420	
		0	0.5' - 1' Dry concrete ruble white		
		0 0 0 0 0 0 0 0 0	1' - 5' Moist orange sand, loose		
5	10	0 0 0 0 0 0 0 0 0 0	5' - 10' very little in sleeve appears to be same as 1-5' range	SB08 9-10 1425	
10	0	0 0 0 0 0 0 0 0 0 0	No return in sleeve		
15					

Depth to Groundwater: _____

Monitoring Well Installed?

Monitoring Well ID: _____

Location surveyed? GPS

Backfill Type: Bentonite

GEOPROBE Soil Boring Log

Job Name Harbor Park Site	**Boring No.** SB09	**Logged By**
Job No.	**Page** __1_ **of** __1__	W Bounds

Date Drilled		**Boring Method/ Sample Method**	Geoprobe / Macrocore 5-ft
Drilling Co.	Ground Zero	**Completion Depth**	15 feet bgs
Drill Foreman	Corey	**Location**	Norfolk, VA

Depth (Feet)	Recovery (% or inches)	PID every 6"	Visual Description	Sample No.	Comments
0	50	0	0 - 0.5' Topsoil, Damp brown silt with organics/roots	SB09 0-2 1530 MS/MSD	
		0	0.5' - 4' Dry dark brown sandy silt dense		
5		0	4' - 6' Moist dark brown sand with small rocks, poorley sorted dense		
	75	0	6' - 8' saturated dark brown silt loose	SB09 6-7 1540	
		0	8' - 9' Saturated white shell fragments		
10		0	9' - 11' Saturated light grey silty sand loose		
	100	0	11' - 15' Saturtaed grey sand no silts loose		
15		0			

Depth to Groundwater: _____

Monitoring Well Installed?

Monitoring Well ID: _____

Location surveyed? GPS

Backfill Type: Bentonite

GEOPROBE Soil Boring Log

Job Name Harbor Park Site	**Boring No.** SB10	**Logged By**
Job No.	**Page** __1_ **of** __1__	W Bounds

Date Drilled		**Boring Method/ Sample Method**	Geoprobe / Macrocore 5-ft
Drilling Co.	Ground Zero	**Completion Depth**	15 feet bgs
Drill Foreman	Corey	**Location**	Norfolk, VA

Depth (Feet)	Recovery (% or inches)	PID every 6"	Visual Description	Sample No.	Comments
0	50	0	0 - 0.5' Topsoil, damp brown silt, with organics/roots dense	SB10 0-1 1555	
		0	0.5' 1' Moist rocks, loose		
		0	1' - 5' reddish brown rocks, dense		
5		0			
	70	0	5' - 7' Saturated orangish brown sand, loose	SB10 6-7 1600	
		0	7' - 7.5' saturated white rocks, dense		
10		0	7.5' - 10' Saturated orange coarse sand loose		
	0	0	No recovery		
15		0			

Depth to Groundwater: _____

Monitoring Well Installed?

Monitoring Well ID: _____

Location surveyed? GPS

Backfill Type: Bentonite

GEOPROBE Soil Boring Log

Job Name Harbor Park Site	**Boring No.** SB11	**Logged By**
Job No.	**Page** __1_ **of** __1__	W Bounds

Date Drilled		**Boring Method/ Sample Method**	Geoprobe / Macrocore 5-ft
Drilling Co.	Ground Zero	**Completion Depth**	15 feet bgs
Drill Foreman	Corey	**Location**	Norfolk, VA

Depth (Feet)	Recovery (% or inches)	PID every 6"	Visual Description	Sample No.	Comments
0	50	0 0 0 0 0 0 0 0 0 0	0 - 3' Dry brownish grey sand with rocks, dense	SB11 0-1 1615	
5			3' - 5' Moist dark grey sand dense		
10	60	0 0 0 0 0 0 0 0 0 0	5' - 10' Solid section of wood		
15	60	0 0 0 0 0 0 0 0 0 0	10' - 13' Saturated dark grey sandu silt loose	SB11 10-11 1625	
			13' - 14.5' Saturated Grey sand with shell fragements, loose		
			14.5' - 15' Saturated light grey sand with shell fragments, loose		

Depth to Groundwater: _____

Monitoring Well Installed?

Monitoring Well ID: _____

Location surveyed? GPS

Backfill Type: Bentonite

GEOPROBE Soil Boring Log

Job Name Harbor Park Site	**Boring No.** SB12	**Logged By**
Job No.	**Page** __1_ **of** __1__	W Bounds

Date Drilled	2/24/2016	**Boring Method/ Sample Method**	Geoprobe / Macrocore 5-ft
Drilling Co.	Ground Zero	**Completion Depth**	15 feet bgs
Drill Foreman	Corey	**Location**	Noroflk, VA

Depth (Feet)	Recovery (% or inches)	PID every 6"	Visual Description	Sample No.	Comments
0	70	0	0-1' Topsoil, Damp brown with some rocks, dense	Sb12 0-1 0900	
		0	1' - 2.5' Damp brownish grey silt, dense		
		0	2.5' Dry concrete layer white powder ~0.25' thick		
		0	2.5' - 4.5' Damp brown sily clay dense		
5	90	0	4.5' - 6' Moist dark brown sand dense		
		0	6' - 6.5' Moist dark brown silt dense		
		0	6.5' - 8' Moist dark brown sand dense		
		0	8' moist concrete layer white powder with rocks ~0.5'		
10	100	0	8' - 11' Moist Grey sandy silt dense	Sb12 10-11 0910 Duplicate	
		0	11' - 13' Saturated Grey Clay loose		
		0	13' - 14.5' Saturated Grey sand dense		
15		0	14.5' - 15' Saturated grey clay dense		

Depth to Groundwater: _____

Monitoring Well Installed?

Monitoring Well ID: _____

Location surveyed? GPS

Backfill Type: Bentonite

GEOPROBE Soil Boring Log

Job Name Harbor Park Site	**Boring No.** SB13	**Logged By**
Job No.	**Page** __1_ of __1__	W Bounds

Date Drilled	2/24/2016	**Boring Method/ Sample Method**	Geoprobe / Macrocore 5-ft
Drilling Co.	Ground Zero	**Completion Depth**	15 feet bgs
Drill Foreman	Corey	**Location**	Noroflk, VA

Depth (Feet)	Recovery (% or inches)	PID every 6"	Visual Description	Sample No.	Comments
0	100	0	0 - 1' Dry green sand dense	SB13 0-1 0940	
		0	1' - 2.5' Dry white sand with small rocks dense		
		0	2.5' - 5.5' Damp brown silty sand dense		
5	60	0	5.5' - 7' Damp brown sandy silt loose		
		0	7' - 8' Moist grenn sand dense		
		0	8' - 10' Moist Brown sandy silt with small rocks dense		
10	100	0	10' - 11' Saturated brown sandy silt with small rocks dense		
		0	11' - 13' Saturated dark grey silt loose		
		0	13' - 14' Saturated dark grey sand with minor layers of silt loose		
		0	14' - 15' Saturated grey clay loose		
15					

Depth to Groundwater: _____

Monitoring Well Installed?

Monitoring Well ID: _____

Location surveyed? GPS

Backfill Type: Bentonite

GEOPROBE Soil Boring Log

Job Name Harbor Park Site	**Boring No.** SB14	**Logged By**
Job No.	**Page** __1_ of __1__	W Bounds

Date Drilled	2/24/2016	**Boring Method/ Sample Method**	Geoprobe / Macrocore 5-ft
Drilling Co.	Ground Zero	**Completion Depth**	15 feet bgs
Drill Foreman	Corey	**Location**	Noroflk, VA

Depth (Feet)	Recovery (% or inches)	PID every 6"	Visual Description	Sample No.	Comments
0	100	0	0 - 1.5' Dry white sand with small rocks dense	SB14 0-1 1015	
		0	1.5' - 2.5' Dry dark brown silt dense		
		0	2.5' - 3' Dry white sand with small rocks dense		
5		0	3' - 5.5' Damp sandy silt with small rocks dense		
	60	0	5.5' - 10' Moist dark brown sand with small rocks dense	SB14 8-9 1020	
10	100	0	10' - 13' Saturated dark brown sand with small rocks dense		
		0	13' - 14' Saturated tan sand loose		
15		0	14' - 15' Saturated grey clay loose		

Depth to Groundwater: _____

Monitoring Well Installed?

Monitoring Well ID: _____

Location surveyed? GPS

Backfill Type: Bentonite

GEOPROBE Soil Boring Log

Job Name Harbor Park Site	**Boring No.** SB15	**Logged By**
Job No.	**Page** __1_ **of** __1__	W Bounds

Date Drilled	2/24/2016	**Boring Method/ Sample Method**	Geoprobe / Macrocore 5-ft
Drilling Co.	Ground Zero	**Completion Depth**	15 feet bgs
Drill Foreman	Corey	**Location**	Noroflk, VA

Depth (Feet)	Recovery (% or inches)	PID every 6"	Visual Description	Sample No.	Comments
0	80	0	0 - 1.5' Topsoil, damp brown sandy silt with some rocks, organics/roots	SB15 0-1 1055	
		0	1.5' - 2.5' Damp tan fine sand with small rocks at bottom of section, medium dense		
		0	2.5' - 4' Damp white sand with small rocks dense		
5		0	4' - 5' Damp white pebbles with some sand dense		
	30	0	5' - 8' No recovery		
10		0	8' - 10' Saturated dark brown sand with shelll fragments and rocks dense	SB15 9-10 1100	
	30	0	10' - 15' Saturated dark grey rock debris with some sand loose		
15		0			

Depth to Groundwater: _____

Monitoring Well Installed?

Monitoring Well ID: _____

Location surveyed? GPS

Backfill Type: Bentonite

GEOPROBE Soil Boring Log

Job Name Harbor Park Site	**Boring No.** SB16	**Logged By**
Job No.	**Page** __1_ **of** __1__	W Bounds

Date Drilled	2/24/2016	**Boring Method/ Sample Method**	Geoprobe / Macrocore 5-ft
Drilling Co.	Ground Zero	**Completion Depth**	15 feet bgs
Drill Foreman	Corey	**Location**	Noroflk, VA

Depth (Feet)	Recovery (% or inches)	PID every 6"	Visual Description	Sample No.	Comments
0		0	0 - 2.5' Fill damp brown sand, rocks, and brick frgamnets loose	SB16 0-1 1130	
		0			
		0			
		0			
		0			
		0	2.5' - 5' Fill damp red crushed bricks dense		
		0			
		0			
		0			
		0			
5		0			
		0	5' - 7' Fill moist reddish brown sand with crushed bricks		
		0			
		0			
		0			
		0	7' Moist dark grey sand with shell fragments		
		0	7' - 10' Moist dark grey silty sand with rocks dense	SB18 8-10 1140 MS/MSD	
		0			
		0			
		0			
10		0			
		0	10' - 12' Moist brown sand with rocks loose		
		0			
		0			
		0	12' - 14.5' Saturated brown sand with mottling dense		
		0			
		0			
		0			
15		0	14.5' - 15' Saturated grey silty clay		

Depth to Groundwater: _____

Monitoring Well Installed?

Monitoring Well ID: _____

Location surveyed? GPS

Backfill Type: Bentonite

GEOPROBE Soil Boring Log

Job Name Harbor Park Site	**Boring No.** SB17	**Logged By**
Job No.	**Page** __1_ of __1__	W Bounds

Date Drilled	2/24/2016	**Boring Method/ Sample Method**	Geoprobe / Macrocore 5-ft
Drilling Co.	Ground Zero	**Completion Depth**	15 feet bgs
Drill Foreman	Corey	**Location**	Noroflk, VA

Depth (Feet)	Recovery (% or inches)	PID every 6"	Visual Description	Sample No.	Comments
0	60	0	0 -3' Fill dry brown rocks and sand dense yet friable	SB17 0-1 1225	
		0			
		0			
		0			
		0			
		0			
		0	3' Dry tan sand		
		0	3.5' Fill dry wood debris with some sand/clay		
		0	4' - 5' Fill dry red bricks		
5		0			
		0	5' Fill moist white/grey rocks/concrete		
		0	5.5' - 6' Moist dark grey sand with small rocks dense		
		0	6' - 7' Moist dark grey sand dense	SB17 6-8 1235	
		0			
		0	7' - 9.5' Saturated dark grey silty sand dense		
		0			
		0			
		0			
10		0	9.5' - 10' Saturated grey sand with shell fragments loose		
		0	10' - 15' Saturated grey clayey sand loose		
		0			
		0			
		0			
		0			
		0			
		0			
		0			
15		0			

Depth to Groundwater: _____

Monitoring Well Installed?

Monitoring Well ID: _____

Location surveyed? GPS

Backfill Type: Bentonite

GEOPROBE Soil Boring Log

Job Name Harbor Park Site	**Boring No.** SB18	**Logged By**
Job No.	**Page** __1_ of __1__	W Bounds

Date Drilled	2/24/2016	**Boring Method/ Sample Method**	Geoprobe / Macrocore 5-ft
Drilling Co.	Ground Zero	**Completion Depth**	15 feet bgs
Drill Foreman	Corey	**Location**	Noroflk, VA

Depth (Feet)	Recovery (% or inches)	PID every 6"	Visual Description	Sample No.	Comments
0	50	0	0 - 2.5' Dry Green sand with rocks dense	SB18 0-1 1330	
		0			
		0			
		0			
		0			
		0	2.5' Fill Dry red crushed brick		
		0	3' Damp dark brown sand with small rocks dense yet friable		
		0	3' - 5' Moist grey sand with shell frgaments dense yet friable	SB18 4-5 1335	
		0			
5	50	0	5' - 10' Moist dark grey sand loose		
		0			
		0			
		0			
		0			
		0			
		0			
		0			
		0			
10	0	0	No recovery		
15					

Depth to Groundwater: _____

Monitoring Well Installed?

Monitoring Well ID: _____

Location surveyed? GPS

Backfill Type: Bentonite

GEOPROBE Soil Boring Log

Job Name Harbor Park Site	**Boring No.** SB19	**Logged By**
Job No.	**Page** __1_ of __1__	W Bounds

Date Drilled	2/24/2016	**Boring Method/ Sample Method**	Geoprobe / Macrocore 5-ft
Drilling Co.	Ground Zero	**Completion Depth**	15 feet bgs
Drill Foreman	Corey	**Location**	Noroflk, VA

Depth (Feet)	Recovery (% or inches)	PID every 6"	Visual Description	Sample No.	Comments
0	10		0 -5' Dry sand loose no substantial recovery	SB19 0-1 1350	No second sample due to no recovery
5	0		No recovery		
10	0		No recovery		
15					

Depth to Groundwater: _____

Monitoring Well Installed?

Monitoring Well ID: _____

Location surveyed? GPS

Backfill Type: Bentonite

GEOPROBE Soil Boring Log

Job Name Harbor Park Site	**Boring No.** SB20	**Logged By**
Job No.	**Page** __1_ **of** __1__	W Bounds

Date Drilled	2/24/2016	**Boring Method/ Sample Method**	Geoprobe / Macrocore 5-ft
Drilling Co.	Ground Zero	**Completion Depth**	15 feet bgs
Drill Foreman	Corey	**Location**	Noroflk, VA

Depth (Feet)	Recovery (% or inches)	PID every 6"	Visual Description	Sample No.	Comments
0		0	0 - 3' Dry green sand with rocks loose	SB20 0-1 1405	
		0			
		0			
		0			
		0			
		0			
		0	3' - 4' Dry white sand with rocksbrick debris at base		
		0			
		0	4' - 5' Moist dark grey sand loose	SB20 4-5 1415	
5		0			
		0	5' - 7' Saturated dark grey sand loose		
		0			
		0			
		0	7' - 9' Saturated tan sand loose		
		0			
		0			
		0	9' - 11' Saturated tan sandy clay loose		
10		0			
		0			
		0	11' - 13' Saturated tan clayey sand loose		
		0			
		0			
		0	13' - 15' Saturated grey clay loose		
		0			
15		0			

Depth to Groundwater: _____

Monitoring Well Installed?

Monitoring Well ID: _____

Location surveyed? GPS

Backfill Type: Bentonite

GEOPROBE Soil Boring Log

Job Name Harbor Park Site	**Boring No.** SB21	**Logged By**
Job No.	**Page** __1_ **of** __1__	W Bounds

Date Drilled	2/24/2016	**Boring Method/ Sample Method**	Geoprobe / Macrocore 5-ft
Drilling Co.	Ground Zero	**Completion Depth**	15 feet bgs
Drill Foreman	Corey	**Location**	Noroflk, VA

Depth (Feet)	Recovery (% or inches)	PID every 6"	Visual Description	Sample No.	Comments
0	70	0	0 - 3' Fill Dry grey rocks & bricks loose	SB21 0-1 1420	
5		0	3' - 7' Moist dark grey sand with minor brick debris loose		
	100	0	7' - 9' Saturated tan sand loose	SB21 8-9	
10		0	9' - 10' Saturated tan clay loose		
	100	0	10' - 14' Saturated tan clayey sand loose		
15		0	14' - 15' Saturated tan clay loose		

Depth to Groundwater: _____

Monitoring Well Installed?

Monitoring Well ID: _____

Location surveyed? GPS

Backfill Type: Bentonite

GEOPROBE Soil Boring Log

Job Name Harbor Park Site	**Boring No.** SB22	**Logged By**
Job No.	**Page** __1_ **of** __1__	W Bounds

Date Drilled	2/24/2016	**Boring Method/ Sample Method**	Geoprobe / Macrocore 5-ft
Drilling Co.	Ground Zero	**Completion Depth**	15 feet bgs
Drill Foreman	Corey	**Location**	Noroflk, VA

Depth (Feet)	Recovery (% or inches)	PID every 6"	Visual Description	Sample No.	Comments
0		0	0 -3' Fill damp brown clay with wood debris dense	SB22 0-1 1445	
		0			
		0			
		0			
		0			
		0			
		0	3' - 4' Fillwhite sand with bricks dense		
		0			
		0	4' - 6' Moist dark grey sandy clay loose	SB22 4-5 1455	
5		0			
		0			
		0	6' - 8' Saturated dark grey sand loose		
		0			
		0			
		0	8' - 10' Saturated grey sandy clay loose		
		0			
10		0			
		0	10' - 15' Saturated grey sand loose		
		0			
		0			
		0			
		0			
		0			
15		0			

Depth to Groundwater: _____

Monitoring Well Installed?

Monitoring Well ID: _____

Location surveyed? GPS

Backfill Type: Bentonite

	WELL CONSTRUCTION LOG	Sheet 1 of 1	Well ID: MW-01
	Project: Harbor Park Site	Drilling Method: Direct Push	
Client: EPA		Total Well Depth: 15'	
Date(s) Drilled: 2/25/2016		Ground Elevation:	
Drilling Contractor: Ground Zero		Overburden Thickness:	
Drill Rig: Geoprobe - Track Rig		Well Construction: SCH 40 2-inch PVC with pre-pack filter	
Drill Foreman: Corey		Static Water Depth:	
Logged by: W Bounds		Depth to Groundwater: 5.63'	

Depth (ft bgs)	Graphic Log	Features	Descriptive Log	Remarks
	Bent.		Bentonite	
			Bentonite	
			Bentonite	
	Sand		Sand filter	
5			Sand pre-pack filter	Top of screen
	Screen with pre-pack filter: 4 - 14		Sand pre-pack filter	
			Sand pre-pack filter	
			Sand pre-pack filter	
			Sand pre-pack filter	
10			Sand pre-pack filter	
			Sand pre-pack filter	
			Sand pre-pack filter	
			Sand pre-pack filter	
			Sand pre-pack filter	
15			Sand pre-pack filter	Bottom of well - 14 feet
	Borehole Diameter: 5-inches			
20				
25				
30				
35				
40				
45				
50				

Legend: F-Fracture, C-Contact, M-Mineralized Zone, WX-Weathered Zone

	WELL CONSTRUCTION LOG	Sheet 1 of 1	Well ID: MW-02
	Project: Harbor Park Site	Drilling Method: Direct Push	
Client: EPA		Total Well Depth: 15'	
Date(s) Drilled: 2/25/2016		Ground Elevation:	
Drilling Contractor: Ground Zero		Overburden Thickness:	
Drill Rig: Geoprobe - Track Rig		Well Construction: SCH 40 2-inch PVC with pre-pack filter	
Drill Foreman: Corey		Static Water Depth:	
Logged by: W Bounds		Depth to Groundwater: 6.12'	

Depth (ft bgs)	Graphic Log	Features	Descriptive Log	Remarks
	Bent.		Bentonite	
			Bentonite	
			Bentonite	
	Sand		Sand filter	
5	Screen with pre-pack filter: 4 - 14		Sand pre-pack filter	Top of screen
			Sand pre-pack filter	
			Sand pre-pack filter	
			Sand pre-pack filter	
			Sand pre-pack filter	
10			Sand pre-pack filter	
			Sand pre-pack filter	
			Sand pre-pack filter	
			Sand pre-pack filter	
			Sand pre-pack filter	
15			Sand pre-pack filter	Bottom of well - 14 feet
	Borehole Diameter: 5-inches			
20				
25				
30				
35				
40				
45				
50				

Legend: F-Fracture, C-Contact, M-Mineralized Zone, WX-Weathered Zone

	WELL CONSTRUCTION LOG	Sheet 1 of 1	Well ID: MW-03
	Project: Harbor Park Site	Drilling Method: Direct Push	
Client: EPA		Total Well Depth: 15'	
Date(s) Drilled: 2/25/2016		Ground Elevation:	
Drilling Contractor: Ground Zero		Overburden Thickness:	
Drill Rig: Geoprobe - Track Rig		Well Construction: SCH 40 2-inch PVC with pre-pack filter	
Drill Foreman: Corey		Static Water Depth:	
Logged by: W Bounds		Depth to Groundwater: 5.81'	

Depth (ft bgs)	Graphic Log	Features	Descriptive Log	Remarks
	Bent.		Bentonite	
			Bentonite	
			Bentonite	
	Sand		Sand filter	
5			Sand pre-pack filter	Top of screen
	Screen with pre-pack filter: 4 - 14		Sand pre-pack filter	
			Sand pre-pack filter	
			Sand pre-pack filter	
			Sand pre-pack filter	
10			Sand pre-pack filter	
			Sand pre-pack filter	
			Sand pre-pack filter	
			Sand pre-pack filter	
			Sand pre-pack filter	
15			Sand pre-pack filter	Bottom of well - 14 feet
	Borehole Diameter: 5-inches			
20				
25				
30				
35				
40				
45				
50				

PHOTOGRAPHIC DOCUMENTATION LOG

PHOTOGRAPH LOG

Project Name:		Site Location:	TDD #
Harbor Park Site		Norfolk, Virginia	W504-15-09-001

Photo No.
1

Date:

2/23/16

Description:

Photo of soil cores from soil boring 1 in three 5 ft 2" diameter acetate sleeves (shallowest soils in the right foreground, with deepest location in rear, left)

Photo No.
2

Date:

2/23/16

Description:

Photo of soil cores from soil boring 3 in three 5 ft 2" diameter acetate sleeves (shallowest soils in the left background, with deepest location in front, right)

PHOTOGRAPH LOG

Project Name:		Site Location:	TDD #
Harbor Park Site		Norfolk, Virginia	W504-15-09-001

Photo No.
3

Date:

2/23/16

Description:

Photo of soil cores from soil boring 7 in three 5 ft 2” diameter acetate sleeves (shallowest soils in the right foreground, with deepest location the left in the background)

Photo No.
4

Date:

2/24/16

Description:

Photo of soil cores from soil boring 15 in three 5 ft 2” diameter acetate sleeves (shallowest soils in the right foreground, with deepest location the left in the background)

PHOTOGRAPH LOG

Project Name:		Site Location:	TDD #
Harbor Park Site		Norfolk, Virginia	W504-15-09-001

Photo No.
5

Date:

2/24/16

Description:

Photo of soil cores from soil boring 17 in three 5 ft 2” diameter acetate sleeves (shallowest soils in the right foreground, with deepest location the left in the background)

Photo No.
6

Date:

2/24/16

Description:

Photo of soil cores from soil boring 21 in three 5 ft 2” diameter acetate sleeves (shallowest soils in the right foreground, with deepest location the left in the background)

PHOTOGRAPH LOG

Project Name:		Site Location:	TDD #
Harbor Park Site		Norfolk, Virginia	W504-15-09-001

Photo No. 7	
Date: 2/25/16	
Description: Photo of MW-01/SB-01 following construction of flush mount pad,, facing south with Elizabeth River in background	

Photo No. 8	
Date: 2/25/16	
Description: Photo of well MW-02/SB-11 following completion of flush mount pad.	

PHOTOGRAPH LOG

Project Name:		Site Location:	TDD #
Harbor Park Site		Norfolk, Virginia	W504-15-09-001

Photo No.
9

Date:

2/25/16

Description:

Photo of MW-03/ SB-22 after completion of flush mount well pad, facing east with Harbor Park Stadium in background.

Photo No.
10

Date:

2/25/16

Description:

Photo of drums containing IDW generated during the investigation, staged for disposal in locked fenced area between stadium and the Elizabeth River.

DATA VALIDATION REPORTS

Weston Solutions, Inc.
1400 Weston Way
West Chester, PA 19380
610-701-3000 ● Fax 610-701-3186
www.westonsolutions.com

Date: August 1, 2016

To: Michael Taurino
EPA Region 3 Work Assignment Manager

From: Tara Lambert
WESTON START Data Validator

Linda Adams
WESTON START Chemist

Subject: Organic and Inorganic Data Validation (S2AVM)
Site: Harbor Park Site, Norfolk, VA
TDD: W504-15-09-001
Case: R34842 SDG: 680-122281-1
DCN: W0059.4B.01763

Overview

Case R34842, Sample Delivery Group (SDG) 680-122281-1, consisted of four (4) sediment samples, twenty four (24) soil samples, one (1) trip blank sample, two (2) rinsate blank samples, and one (1) field blank sample analyzed for Volatile Organic Compounds (VOCs), Semivolatile Organic Compounds (SVOCs), Polychlorinated Biphenyls (PCBs), metals by inductively-coupled plasma-atomic emission spectroscopy (ICP-AES), mercury, and cyanide. Analyses were performed by TestAmerica Laboratories, Inc. located in Savannah, Georgia. Samples were analyzed according to U.S. Environmental Protection Agency (EPA) Methods 8260B (VOCs), 8270D (SVOCs), 8082A (PCBs), 6010C (metals), 7470A/7471B (mercury), and 9012A (cyanide).

Summary

Sample data were validated for organic analysis by the *USEPA Contract Laboratory Program National Functional Guidelines for Superfund Organic Methods Data Review* (EPA, 2014) (Organic NFG) and for Target Analyte List (TAL) metals, mercury, and cyanide by *USEPA Contract Laboratory Program National Functional Guidelines for Inorganic Superfund Data Review* (EPA, 2014) (Inorganic NFG). The validation was assigned the Superfund Data Validation Label S2AVM (Stage_2A_Validation_Manual). Validated results are presented in Tables 1 through 9.

At the request of the EPA Work Assignment Manager, samples were submitted to a WESTON-subcontracted laboratory. WESTON has been tasked to evaluate laboratory reported data for the purpose of usability.

Major Problems

VOCs

No major problems were noted during the validation of the VOC analyses.

SVOCs

No major problems were noted during the validation of the SVOC analyses.

PCBs

No major problems were noted during the validation of the PCB analyses.

ICP-AES

No major problems were noted during the validation of the ICP-AES analyses.

Mercury

No major problems were noted during the validation of the mercury analyses.

Cyanide

No major problems were noted during the validation of the cyanide analyses.

Minor Problems

VOCs

Acetone results for soil samples C0AC9, C0AD4, C0AD7, C0AD8, C0AE0, C0AE4, C0AE6, C0AA4, C0AE7, C0AE9, C0AF0, C0AF1, C0AF2, and C0AF4 were reported as non-detected (U) at the laboratory Reporting Limit (RL) due to rinsate blank contamination from sample C0AF7.

SVOCs

Samples C0AA1 and C0AA2 were identified as the sediment field duplicate pair. For results greater than five times the reporting limit, relative percent differences (RPDs) were less than 50%. For field duplicate results less than five times the reporting limit, the absolute difference between the field duplicate and the original analysis was less than two times the reporting limit. Precision was deemed acceptable for all analyses with the following exception:

- Fluoranthene (52.6% RPD) had an RPD above the acceptance limit. The results for fluoranthene in samples C0AA1 and C0AA2 were estimated (J).

PCBs

No minor problems were noted during the validation of the PCB analyses.

ICP-AES

The continuing calibration blanks (CCBs) bracketing aqueous field blanks MC0AF8, MC0AD3, and MC0AF7 were free from contamination with the exception of manganese. The detected result for manganese in rinse blank MC0AF7 was reported as non-detect (U) at the RL due to CCB contamination.

Matrix spike (MS) and/or matrix spike duplicate (MSD) recoveries met the 75-125 percent recovery (%R) criteria for sample MC0AE2, or the associated unspiked parent sample concentration was greater than four times the spiking concentration except for the following analytes:

- The antimony MS (52 %R) and MSD (48 %R) for sample MC0AE2 recovered below the lower acceptance limits. Non-detected results were qualified as estimated (UJ) in samples MC0AD5, MC0AE1, MC0AE2, MC0AE3, MC0AE4, MC0AE5, MC0AE6, MC0AA0, MC0AA1, MC0AA2, MC0AA3, and MC0AF4.

- The chromium MS (224 %R) and MSD (149 %R); cobalt MS (156 %R); lead MS (194 %R); manganese MS (347 %R) and MSD (411 %R); potassium MS (207 %R) and MSD (223 %R); sodium MS (164 %R) and MSD (168 %R); vanadium MS (160 %R) and MSD (162 %R); and zinc MS (278 %R) and MSD (216 %R) exceeded the upper acceptance limits for sample MC0AE2. The detected results were qualified as estimated (J) for chromium, cobalt, lead, manganese, potassium, sodium, vanadium, and zinc in samples MC0AD5, MC0AE1, MC0AE2, MC0AE3, MC0AE4, MC0AE5, MC0AE6, MC0AA0, MC0AA1, MC0AA2, MC0AA3, and MC0AF4.

- The nickel MS (308 %R) and MSD (-60 %R) for sample MC0AE2 recovered outside the acceptance limits. The detected results were qualified as estimated with an unknown bias (J) in samples MC0AD5, MC0AE1, MC0AE2, MC0AE3, MC0AE4, MC0AE5, MC0AE6, MC0AA0, MC0AA1, MC0AA2, MC0AA3, and MC0AF4.

The 20% RPD Inorganic NFG criteria was met for the MS and MSD samples except for the following analytes:

- Barium (46% RPD), chromium (26% RPD), lead (22% RPD), magnesium (64% RPD), and nickel (74% RPD) exceeded the acceptance limit for the MS and MSD prepared from sample MC0AE2. Detected results were qualified as estimated (J) for barium, chromium, lead, magnesium, and nickel in samples MC0AD5, MC0AE1, MC0AE2, MC0AE3, MC0AE4, MC0AE5, MC0AE6, MC0AA0, MC0AA1, MC0AA2, MC0AA3, and MC0AF4.

The laboratory analyzed a laboratory duplicate for sample MC0AE2. The RPD criterion of 20% was met except for the following analytes:

- Aluminum (36% RPD), barium (54% RPD), calcium (23% RPD), lead (30% RPD), manganese (28% RPD), nickel (31% RPD), potassium (35% RPD), and zinc (36% RPD). Detected results in sample MC0AE2 were qualified as estimated (J) due to the elevated RPDs between the sample and its laboratory duplicate.

Mercury

The mercury MSD (191 %R) exceeded the upper acceptance criteria for sample MC0AE2. The detected results were qualified as estimated with a high bias (J+) for mercury in samples MC0AE2, MC0AE3, MC0AE4, MC0AE5, MC0AE6, MC0AA0, MC0AA1, MC0AA2, MC0AA3, and MC0AE7.

The laboratory performed a laboratory duplicate analysis for sample MC0AE2. The RPD criterion of 20% was exceeded for mercury (32% RPD). The mercury result was qualified as estimated with a high bias (J+) due to elevated recovery in the MSD; the "J+" qualifier was retained as the final data qualifier.

Cyanide

The cyanide MS (62 %R) was outside the acceptance criteria of 75-125 %R. The RPD (41%) between the MS and MSD exceeded the 30% Inorganic NFG RPD criterion for sample MC0AC9. The detected results were qualified as estimated (J) and non-detected results were qualified as estimated (UJ) for cyanide in samples MC0AC9, MC0AD4, MC0AD5, MC0AD6, MC0AD7, MC0AD8, and MC0AD9.

The laboratory performed a laboratory duplicate analysis for sample MC0AE2. The RPD criterion of 30% was exceeded for cyanide (197% RPD). The detected cyanide result was qualified as estimated (J) in sample MC0AE2.

<u>Notes</u>

VOCs

In accordance with EPA Region 3 guidance, no Matrix Spike/Matrix Spike Duplicate (MS/MSD) analyses were requested or performed.

The laboratory flagged results for soil sample C0AC8 with an "H" indicating the holding time had been exceeded. The sample was collected on 2/24/2016 at 9:00 AM and the soil sample was extruded from the EnCore™ sampler on 2/26/2016 at 9:02 AM, which was 2 minutes beyond the Method 5035A holding time of 48 hours. It was the opinion of the validator that no qualifiers be applied on this basis. The "H" qualifier was removed during validation.

The method blanks, field blank, and trip blank associated with the soil samples in this SDG were free from contamination with one exception. Chloromethane was detected in method blank 680-423416/9 at a concentration below the RL. All associated sample results for chloromethane were non-detected; therefore, no sample qualifications were required.

The RPD between the Laboratory Control Sample (LCS) and Laboratory Control Sample Duplicate (LCSD) for Quality Control (QC) batch 680-424280 exceeded the 20% RPD criteria for 1,1,2,2-tetrachloroethane (22% RPD). Qualification of the sample data was not required because the compound was reported as non-detected in the samples.

Samples C0AC9 and C0AD4 were submitted as the field duplicate pair with this sample set. Field duplicate precision was deemed acceptable for the VOC analysis.

Analytes detected at concentrations less than the RLs were flagged by the laboratory using a “J” qualifier; the data validator retained the “J” qualifier to indicate the reported concentration was estimated.

Tentatively Identified Compounds (TICs): No VOC TIC results were requested or reported.

SVOCs

According to the laboratory narrative, several analytes failed the MS/MSD criteria. WESTON did not request the laboratory to perform MS and MSD analyses based on EPA Region 3 guidance. Sample data were not qualified based on the reported MS and MSD analyses.

Samples C0AD5, C0AD8, C0AE5, C0AE6, and C0AA0 were analyzed and reported at 10-fold (10X) dilutions due to sample matrix. As a result, all the associated surrogate recoveries were reported as 0 %R because the surrogate spike was diluted out of quantitation range. The sample detection limits were raised due to sample dilution.

Samples C0AE3, C0AE9, C0AF2, and C0AF4 were analyzed and reported at a 5-fold (5X) dilution due to sample matrix. The sample detection limits were raised due to sample dilution.

The method blanks associated with the soil samples in this SDG were free from contamination. One SVOC compound, 4-chloro-3-methylphenol, was detected in the soil and sediment rinsate blank samples C0AF7 and C0AD3 as well as in field blank sample C0AF8. All associated sample results were non-detected for 4-chloro-3-methylphenol; therefore, no qualifications were required.

Samples C0AC9 and C0AD4 were submitted as the soil field duplicate pair with this sample set. Field duplicate precision was deemed acceptable for the SVOC analysis.

Analytes detected at concentrations less than the RLs were flagged by the laboratory using a “J” qualifier; the data validator retained the “J” qualifier to indicate the reported concentration was estimated.

TICs: No SVOC TIC results were requested or reported.

PCBs

The method blank associated with the samples in this SDG were free from contamination. No field blanks were collected in association with these samples. Data qualifiers were not required.

MS and MSD analysis was performed using sample C0AA4 in accordance with EPA Region 3 guidance. Spike recoveries and RPDs were within the acceptance criteria.

ICP-AES

The method blanks associated with the soil samples in this SDG were free from contamination with the following exceptions:

- Calcium, chromium, and/or iron were detected in the some of the laboratory preparation method blanks. All associated sample concentrations were greater than the RL; therefore, no data qualifiers were applied due to method blank contamination.

The continuing calibration blanks (CCBs) bracketing aqueous field blanks MC0AF8, MC0AD3, and MC0AF7 were free from contamination with exception of beryllium, chromium, and vanadium. Beryllium, chromium, and vanadium were not detected in the field blank samples; therefore, no data qualifiers were applied to field blank results.

Iron was detected in field blank sample MC0AF8, but associated iron sample results were greater than the RL. No sample data qualifiers were required based on iron contamination in the field blank.

Aluminum, iron, and potassium were detected in soil rinsate blank sample MC0AF7. Associated soil samples did not require qualification because aluminum, iron, and potassium were present in amounts greater than the RL. No sample data qualifiers were required based on aluminum, iron, and potassium contamination in the blank.

The native sample concentrations for aluminum, barium, calcium, iron, and magnesium in MS/MSD sample MC0AE2 were greater than four times the spike added concentration; therefore, in accordance with the Inorganic NFG, spike recoveries results for these analytes were deemed unreliable and were not used to qualify the sample data.

Samples MC0AC9 and MC0AD4 were submitted as the soil field duplicate pair with this sample set. Field duplicate precision was deemed acceptable for the metals analysis.

Mercury

MS and MSD was performed for mercury on field blank sample MC0AF8. In accordance with the Inorganic NFG, spiked field blank MS/MSD results were not used to validate sample data.

The method blanks and the initial calibration blanks (ICBs) and continuing calibration blanks (CCBs) associated with the soil samples in this SDG were free from contamination.

Samples MC0AC9 and MC0AD4 were submitted as the soil field duplicate pair with this sample set. Field duplicate precision was deemed acceptable for the mercury analysis.

Cyanide

The method blanks associated with the soil samples in this SDG were free from contamination with the exception of MB 680-423684/1-A. The associated rinsate blank sample, MC0AF7, was non-detected for cyanide and, therefore, did not require qualification.

No field blanks were collected in association with these samples. No qualifiers were needed.

The cyanide MS sample prepared from sample MC0AE2 recovered within the acceptance criteria of 75-125 %R. No qualifiers were needed.

Samples MC0AC9 and MC0AD4 were submitted as the soil field duplicate pair with this sample set. Field duplicate precision was deemed acceptable for the cyanide analysis.

DATA QUALIFIER DEFINITIONS

U The analyte was analyzed for, but was not detected above the level of the reported sample quantitation limit.

J The analyte was positively identified and the associated numerical value is the approximate concentration of the analyte in the sample (due either to the quality of the data generated because certain quality control criteria were not met, or the concentration of the analyte was below the RL).

J+ The result is an estimated quantity, but the result may be biased high.

J- The result is an estimated quantity, but the result may be biased low.

UJ The analyte was analyzed for, but was not detected. The reported quantitation limit is approximate and may be inaccurate or imprecise.

JN The analysis indicates the presence of an analyte that has been "tentatively identified" and the associated numerical value represents its approximate concentration.

B The result is presumed a blank contaminant. This qualifier is used only for drinking water samples or for unvalidated TIC results.

C this qualifier applies to pesticide and Aroclor results when the identification has been confirmed by Gas Chromatograph/Mass Spectrometer GC/MS.

X This qualifier applies to pesticides and Aroclor results when GC/MS analysis was attempted but was unsuccessful.

R Reported value is "rejected." The sample results are rejected due to serious deficiencies in meeting QC criteria. The data are unusable. The analyte may or may not be present in the sample.

Table 1
Harbor Park Site, Norfolk, VA
Volatile Organic Compound Soil Sample Results

		Field Sample ID:	SB-12(0-1)	SB-12(10-12)	SB-12(10-12)-01	SB-16(0-1)	SB-16(8-10)
		CLP Sample ID:	C0AC8	C0AC9	C0AD4	C0AE1	C0AE2
		Laboratory Sample ID:	680-122281-39	680-122281-40	680-122281-41	680-122281-59	680-122281-60
		Date Collected:	2/24/2016	2/24/2016	2/24/2016	2/24/2016	2/24/2016
		Sample Type:	Field Sample	Field Sample	Field Duplicate of C0AC9	Field Sample	Field Sample
Method	Analyte	Units	Qualified Result	Qualified Result	Qualified Result	Qualified Result	Qualified Result
8260B	Acetone	ug/Kg	11 U	48 U	45 U	12 U	**63**
8260B	Benzene	ug/Kg	0.73 U	0.70 U	0.65 U	0.80 U	0.63 U
8260B	Bromobenzene	ug/Kg	1.7 U	1.6 U	1.5 U	1.9 U	1.5 U
8260B	Bromochloromethane	ug/Kg	3.3 U	3.2 U	2.9 U	3.6 U	2.9 U
8260B	Bromodichloromethane	ug/Kg	0.97 U	0.93 U	0.86 U	1.1 U	0.84 U
8260B	Bromoform	ug/Kg	1.5 U	1.4 U	1.3 U	1.6 U	1.3 U
8260B	Bromomethane	ug/Kg	1.5 U	1.4 U	1.3 U	1.6 U	1.3 U
8260B	2-Butanone (MEK)	ug/Kg	2.4 U	2.3 U	**3.7 J**	2.6 U	2.1 U
8260B	n-Butylbenzene	ug/Kg	2.4 U	2.3 U	2.1 U	2.6 U	2.1 U
8260B	sec-Butylbenzene	ug/Kg	2.1 U	2.0 U	1.9 U	2.3 U	1.8 U
8260B	tert-Butylbenzene	ug/Kg	1.8 U	1.7 U	1.6 U	2.0 U	1.6 U
8260B	Carbon disulfide	ug/Kg	1.1 U	**2.1 J**	**1.7 J**	1.2 U	0.95 U
8260B	Carbon tetrachloride	ug/Kg	0.83 U	0.80 U	0.74 U	0.91 U	0.72 U
8260B	Chlorobenzene	ug/Kg	0.96 U	0.92 U	0.86 U	1.1 U	0.83 U
8260B	Chloroethane	ug/Kg	2.7 U	2.6 U	2.4 U	3.0 U	2.3 U
8260B	Chloroform	ug/Kg	1.1 U	1.1 U	0.98 U	1.2 U	0.95 U
8260B	Chloromethane	ug/Kg	1.0 U	0.96 U	0.89 U	1.1 U	0.87 U
8260B	2-Chlorotoluene	ug/Kg	2.0 U	1.9 U	1.8 U	2.2 U	1.7 U
8260B	4-Chlorotoluene	ug/Kg	1.7 U	1.6 U	1.5 U	1.9 U	1.5 U
8260B	Dibromochloromethane	ug/Kg	1.7 U	1.6 U	1.5 U	1.9 U	1.5 U
8260B	1,2-Dibromo-3-Chloropropane	ug/Kg	4.4 U	4.2 U	3.9 U	4.8 U	3.8 U
8260B	1,2-Dibromoethane	ug/Kg	1.5 U	1.4 U	1.3 U	1.6 U	1.3 U
8260B	Dibromomethane	ug/Kg	1.7 U	1.6 U	1.5 U	1.9 U	1.5 U
8260B	1,2-Dichlorobenzene	ug/Kg	1.3 U	1.2 U	1.2 U	1.4 U	1.1 U
8260B	1,3-Dichlorobenzene	ug/Kg	1.6 U	1.5 U	1.4 U	1.8 U	1.4 U
8260B	1,4-Dichlorobenzene	ug/Kg	0.74 U	0.71 U	0.66 U	0.81 U	0.64 U
8260B	Dichlorodifluoromethane	ug/Kg	0.94 U	0.90 U	0.84 U	1.0 U	0.81 U
8260B	1,1-Dichloroethane	ug/Kg	1.1 U	1.1 U	0.98 U	1.2 U	0.95 U
8260B	1,2-Dichloroethane	ug/Kg	1.1 U	1.1 U	0.98 U	1.2 U	0.95 U
8260B	cis-1,2-Dichloroethene	ug/Kg	1.4 U	1.3 U	1.2 U	1.5 U	1.2 U
8260B	trans-1,2-Dichloroethene	ug/Kg	0.63 U	0.60 U	0.56 U	0.69 U	0.55 U
8260B	1,2-Dichloroethene, Total	ug/Kg	0.63 U	0.60 U	0.56 U	0.69 U	0.55 U
8260B	1,1-Dichloroethene	ug/Kg	1.5 U	1.4 U	1.3 U	1.6 U	1.3 U
8260B	1,2-Dichloropropane	ug/Kg	0.86 U	0.82 U	0.77 U	0.94 U	0.74 U
8260B	1,3-Dichloropropane	ug/Kg	1.8 U	1.7 U	1.6 U	2.0 U	1.6 U
8260B	2,2-Dichloropropane	ug/Kg	1.1 U	1.1 U	0.98 U	1.2 U	0.95 U
8260B	1,1-Dichloropropene	ug/Kg	0.95 U	0.91 U	0.85 U	1.0 U	0.82 U
8260B	cis-1,3-Dichloropropene	ug/Kg	0.83 U	0.80 U	0.74 U	0.91 U	0.72 U
8260B	trans-1,3-Dichloropropene	ug/Kg	0.87 U	0.83 U	0.78 U	0.96 U	0.75 U
8260B	Ethylbenzene	ug/Kg	1.3 U	1.2 U	1.2 U	1.4 U	1.1 U
8260B	2-Hexanone	ug/Kg	3.3 U	3.2 U	2.9 U	3.6 U	2.9 U
8260B	Isopropylbenzene	ug/Kg	1.9 U	1.8 U	1.7 U	2.1 U	1.6 U
8260B	p-Isopropyltoluene	ug/Kg	2.2 U	2.1 U	2.0 U	2.4 U	1.9 U
8260B	Methylene Chloride	ug/Kg	0.98 U	0.94 U	0.87 U	1.1 U	0.85 U
8260B	4-Methyl-2-pentanone	ug/Kg	4.2 U	4.0 U	3.7 U	4.6 U	3.6 U
8260B	Methyl tert-butyl ether	ug/Kg	1.0 U	0.96 U	0.89 U	1.1 U	0.87 U
8260B	N-Propylbenzene	ug/Kg	2.7 U	2.6 U	2.4 U	3.0 U	2.3 U
8260B	Styrene	ug/Kg	0.93 U	0.89 U	0.83 U	1.0 U	0.81 U
8260B	1,1,1,2-Tetrachloroethane	ug/Kg	2.4 U	2.3 U	2.1 U	2.6 U	2.1 U
8260B	1,1,2,2-Tetrachloroethane	ug/Kg	1.6 U	1.5 U	1.4 U	1.8 U	1.4 U
8260B	Tetrachloroethene	ug/Kg	1.9 U	1.8 U	1.7 U	2.1 U	1.6 U

Table 1
Harbor Park Site, Norfolk, VA
Volatile Organic Compound Soil Sample Results

		Field Sample ID:	SB-12(0-1)	SB-12(10-12)	SB-12(10-12)-01	SB-16(0-1)	SB-16(8-10)
		CLP Sample ID:	C0AC8	C0AC9	C0AD4	C0AE1	C0AE2
		Laboratory Sample ID:	680-122281-39	680-122281-40	680-122281-41	680-122281-59	680-122281-60
		Date Collected:	2/24/2016	2/24/2016	2/24/2016	2/24/2016	2/24/2016
		Sample Type:	Field Sample	Field Sample	Field Duplicate of C0AC9	Field Sample	Field Sample
Method	Analyte	Units	Qualified Result	Qualified Result	Qualified Result	Qualified Result	Qualified Result
8260B	Toluene	ug/Kg	0.84 U	0.81 U	0.75 U	0.92 U	0.73 U
8260B	1,2,3-Trichlorobenzene	ug/Kg	1.6 U	1.5 U	1.4 U	1.8 U	1.4 U
8260B	1,2,4-Trichlorobenzene	ug/Kg	0.89 U	0.85 U	0.79 U	0.98 U	0.77 U
8260B	1,1,1-Trichloroethane	ug/Kg	0.59 U	0.57 U	0.53 U	0.65 U	0.51 U
8260B	1,1,2-Trichloroethane	ug/Kg	1.3 U	1.2 U	1.2 U	1.4 U	1.1 U
8260B	Trichloroethene	ug/Kg	1.3 U	1.2 U	1.2 U	1.4 U	1.1 U
8260B	Trichlorofluoromethane	ug/Kg	1.2 U	1.2 U	1.1 U	1.3 U	1.0 U
8260B	1,2,3-Trichloropropane	ug/Kg	2.4 U	2.3 U	2.1 U	2.6 U	2.1 U
8260B	1,1,2-Trichloro-1,2,2-trifluoroethane	ug/Kg	1.3 U	1.2 U	1.2 U	1.4 U	1.1 U
8260B	1,2,4-Trimethylbenzene	ug/Kg	1.4 U	1.3 U	1.2 U	1.5 U	1.2 U
8260B	1,3,5-Trimethylbenzene	ug/Kg	1.7 U	1.6 U	1.5 U	1.9 U	1.5 U
8260B	Vinyl acetate	ug/Kg	2.5 U	2.4 U	2.2 U	2.7 U	2.2 U
8260B	Vinyl chloride	ug/Kg	1.5 U	1.4 U	1.3 U	1.6 U	1.3 U
8260B	o-Xylene	ug/Kg	1.1 U	1.1 U	0.98 U	1.2 U	0.95 U
8260B	m-Xylene & p-Xylene	ug/Kg	2.6 U	2.5 U	2.3 U	2.9 U	2.3 U
8260B	Xylenes, Total	ug/Kg	1.1 U	1.1 U	0.98 U	1.2 U	0.95 U
8260B	Cyclohexane	ug/Kg	1.3 U	1.2 U	1.2 U	1.4 U	1.1 U
8260B	Methylcyclohexane	ug/Kg	0.86 U	0.82 U	0.77 U	0.94 U	0.74 U
8260B	Methyl acetate	ug/Kg	5.0 U	4.8 U	4.5 U	5.5 U	4.3 U

Detected results are presented in bold text.
ug/Kg = micrograms per kilogram

Non-detected results are reported to the method detection llimit (MDL).
U = Not detected at the reported concentration.
J = The reported concentration is estimated.
UJ = The reported detection limit is estimated.
R = The reported result is rejected.

Table 1
Harbor Park Site, Norfolk, VA
Volatile Organic Compound Soil Sample Results

		Field Sample ID:	SB-17(0-1)	SB-17(6-7)	SB-18(0-1)	SB-18(4-5)	SB-13(0-1)
		CLP Sample ID:	C0AE3	C0AE4	C0AE5	C0AE6	C0AD5
		Laboratory Sample ID:	680-122281-61	680-122281-62	680-122281-63	680-122281-64	680-122281-42
		Date Collected:	2/24/2016	2/24/2016	2/24/2016	2/24/2016	2/24/2016
		Sample Type:	Field Sample	Field Sample	Field Sample	Field Sample	Field Sample
Method	Analyte	Units	Qualified Result	Qualified Result	Qualified Result	Qualified Result	Qualified Result
8260B	Acetone	ug/Kg	8.9 U	57 U	10 U	52 U	10 U
8260B	Benzene	ug/Kg	0.59 U	0.83 U	0.68 U	0.76 U	0.66 U
8260B	Bromobenzene	ug/Kg	1.4 U	1.9 U	1.6 U	1.8 U	1.5 U
8260B	Bromochloromethane	ug/Kg	2.7 U	3.7 U	3.1 U	3.4 U	3.0 U
8260B	Bromodichloromethane	ug/Kg	0.79 U	1.1 U	0.90 U	1.0 U	0.88 U
8260B	Bromoform	ug/Kg	1.2 U	1.7 U	1.4 U	1.6 U	1.4 U
8260B	Bromomethane	ug/Kg	1.2 U	1.7 U	1.4 U	1.6 U	1.4 U
8260B	2-Butanone (MEK)	ug/Kg	1.9 U	2.7 U	2.2 U	2.5 U	2.2 U
8260B	n-Butylbenzene	ug/Kg	1.9 U	2.7 U	2.2 U	2.5 U	2.2 U
8260B	sec-Butylbenzene	ug/Kg	1.7 U	2.4 U	1.9 U	2.2 U	1.9 U
8260B	tert-Butylbenzene	ug/Kg	1.5 U	2.0 U	1.7 U	1.9 U	1.6 U
8260B	Carbon disulfide	ug/Kg	0.89 U	1.2 U	1.0 U	1.1 U	1.0 U
8260B	Carbon tetrachloride	ug/Kg	0.67 U	0.94 U	0.77 U	0.86 U	0.75 U
8260B	Chlorobenzene	ug/Kg	0.78 U	1.1 U	0.89 U	0.99 U	0.87 U
8260B	Chloroethane	ug/Kg	2.2 U	3.1 U	2.5 U	2.8 U	2.4 U
8260B	Chloroform	ug/Kg	0.89 U	1.2 U	1.0 U	1.1 U	1.0 U
8260B	Chloromethane	ug/Kg	0.81 U	1.1 U	0.93 U	1.0 U	0.91 U
8260B	2-Chlorotoluene	ug/Kg	1.6 U	2.3 U	1.9 U	2.1 U	1.8 U
8260B	4-Chlorotoluene	ug/Kg	1.4 U	1.9 U	1.6 U	1.8 U	1.5 U
8260B	Dibromochloromethane	ug/Kg	1.4 U	1.9 U	1.6 U	1.8 U	1.5 U
8260B	1,2-Dibromo-3-Chloropropane	ug/Kg	3.6 U	5.0 U	4.1 U	4.6 U	4.0 U
8260B	1,2-Dibromoethane	ug/Kg	1.2 U	1.7 U	1.4 U	1.6 U	1.4 U
8260B	Dibromomethane	ug/Kg	1.4 U	1.9 U	1.6 U	1.8 U	1.5 U
8260B	1,2-Dichlorobenzene	ug/Kg	1.1 U	1.5 U	1.2 U	1.3 U	1.2 U
8260B	1,3-Dichlorobenzene	ug/Kg	1.3 U	1.8 U	1.5 U	1.7 U	1.5 U
8260B	1,4-Dichlorobenzene	ug/Kg	0.60 U	0.84 U	0.69 U	0.77 U	0.67 U
8260B	Dichlorodifluoromethane	ug/Kg	0.76 U	1.1 U	0.87 U	0.97 U	0.85 U
8260B	1,1-Dichloroethane	ug/Kg	0.89 U	1.2 U	1.0 U	1.1 U	1.0 U
8260B	1,2-Dichloroethane	ug/Kg	0.89 U	1.2 U	1.0 U	1.1 U	1.0 U
8260B	cis-1,2-Dichloroethene	ug/Kg	1.1 U	1.6 U	1.3 U	1.4 U	1.3 U
8260B	trans-1,2-Dichloroethene	ug/Kg	0.51 U	0.72 U	0.58 U	0.65 U	0.57 U
8260B	1,2-Dichloroethene, Total	ug/Kg	0.51 U	0.72 U	0.58 U	0.65 U	0.57 U
8260B	1,1-Dichloroethene	ug/Kg	1.2 U	1.7 U	1.4 U	1.6 U	1.4 U
8260B	1,2-Dichloropropane	ug/Kg	0.70 U	0.98 U	0.80 U	0.89 U	0.78 U
8260B	1,3-Dichloropropane	ug/Kg	1.5 U	2.0 U	1.7 U	1.9 U	1.6 U
8260B	2,2-Dichloropropane	ug/Kg	0.89 U	1.2 U	1.0 U	1.1 U	1.0 U
8260B	1,1-Dichloropropene	ug/Kg	0.77 U	1.1 U	0.88 U	0.98 U	0.86 U
8260B	cis-1,3-Dichloropropene	ug/Kg	0.67 U	0.94 U	0.77 U	0.86 U	0.75 U
8260B	trans-1,3-Dichloropropene	ug/Kg	0.71 U	0.99 U	0.81 U	0.90 U	0.79 U
8260B	Ethylbenzene	ug/Kg	1.1 U	1.5 U	1.2 U	1.3 U	1.2 U
8260B	2-Hexanone	ug/Kg	2.7 U	3.7 U	3.1 U	3.4 U	3.0 U
8260B	Isopropylbenzene	ug/Kg	1.5 U	2.2 U	1.8 U	2.0 U	1.7 U
8260B	p-Isopropyltoluene	ug/Kg	1.8 U	2.5 U	2.0 U	2.3 U	2.0 U
8260B	Methylene Chloride	ug/Kg	0.80 U	1.1 U	0.91 U	1.0 U	0.89 U
8260B	4-Methyl-2-pentanone	ug/Kg	3.4 U	4.8 U	3.9 U	4.3 U	3.8 U
8260B	Methyl tert-butyl ether	ug/Kg	0.81 U	1.1 U	0.93 U	1.0 U	0.91 U
8260B	N-Propylbenzene	ug/Kg	2.2 U	3.1 U	2.5 U	2.8 U	2.4 U
8260B	Styrene	ug/Kg	0.76 U	1.1 U	0.86 U	0.96 U	0.84 U
8260B	1,1,1,2-Tetrachloroethane	ug/Kg	1.9 U	2.7 U	2.2 U	2.5 U	2.2 U
8260B	1,1,2,2-Tetrachloroethane	ug/Kg	1.3 U	1.8 U	1.5 U	1.7 U	1.5 U
8260B	Tetrachloroethene	ug/Kg	1.5 U	2.2 U	1.8 U	2.0 U	1.7 U

Table 1
Harbor Park Site, Norfolk, VA
Volatile Organic Compound Soil Sample Results

		Field Sample ID:	SB-17(0-1)	SB-17(6-7)	SB-18(0-1)	SB-18(4-5)	SB-13(0-1)
		CLP Sample ID:	C0AE3	C0AE4	C0AE5	C0AE6	C0AD5
		Laboratory Sample ID:	680-122281-61	680-122281-62	680-122281-63	680-122281-64	680-122281-42
		Date Collected:	2/24/2016	2/24/2016	2/24/2016	2/24/2016	2/24/2016
		Sample Type:	Field Sample	Field Sample	Field Sample	Field Sample	Field Sample
Method	Analyte	Units	Qualified Result	Qualified Result	Qualified Result	Qualified Result	Qualified Result
8260B	Toluene	ug/Kg	0.68 U	0.95 U	0.78 U	0.87 U	0.76 U
8260B	1,2,3-Trichlorobenzene	ug/Kg	1.3 U	1.8 U	1.5 U	1.7 U	1.5 U
8260B	1,2,4-Trichlorobenzene	ug/Kg	0.72 U	1.0 U	0.83 U	0.92 U	0.81 U
8260B	1,1,1-Trichloroethane	ug/Kg	0.48 U	0.67 U	0.55 U	0.61 U	0.54 U
8260B	1,1,2-Trichloroethane	ug/Kg	1.1 U	1.5 U	1.2 U	1.3 U	1.2 U
8260B	Trichloroethene	ug/Kg	1.1 U	1.5 U	1.2 U	1.3 U	1.2 U
8260B	Trichlorofluoromethane	ug/Kg	0.97 U	1.4 U	1.1 U	1.2 U	1.1 U
8260B	1,2,3-Trichloropropane	ug/Kg	1.9 U	2.7 U	2.2 U	2.5 U	2.2 U
8260B	1,1,2-Trichloro-1,2,2-trifluoroethane	ug/Kg	1.1 U	1.5 U	1.2 U	1.3 U	1.2 U
8260B	1,2,4-Trimethylbenzene	ug/Kg	1.1 U	1.6 U	1.3 U	1.4 U	1.3 U
8260B	1,3,5-Trimethylbenzene	ug/Kg	1.4 U	1.9 U	1.6 U	1.8 U	1.5 U
8260B	Vinyl acetate	ug/Kg	2.0 U	2.8 U	2.3 U	2.6 U	2.3 U
8260B	Vinyl chloride	ug/Kg	1.2 U	1.7 U	1.4 U	1.6 U	1.4 U
8260B	o-Xylene	ug/Kg	0.89 U	1.2 U	1.0 U	1.1 U	1.0 U
8260B	m-Xylene & p-Xylene	ug/Kg	2.1 U	3.0 U	2.4 U	2.7 U	2.4 U
8260B	Xylenes, Total	ug/Kg	0.89 U	1.2 U	1.0 U	1.1 U	1.0 U
8260B	Cyclohexane	ug/Kg	1.1 U	1.5 U	1.2 U	1.3 U	1.2 U
8260B	Methylcyclohexane	ug/Kg	0.70 U	0.98 U	0.80 U	0.89 U	0.78 U
8260B	Methyl acetate	ug/Kg	4.1 U	5.7 U	4.6 U	5.2 U	4.5 U

Detected results are presented in bold text.
ug/Kg = micrograms per kilogram

Non-detected results are reported to the method detection llimit (MDL).
U = Not detected at the reported concentration.
J = The reported concentration is estimated.
UJ = The reported detection limit is estimated.
R = The reported result is rejected.

Table 1
Harbor Park Site, Norfolk, VA
Volatile Organic Compound Soil Sample Results

		Field Sample ID:	SS-01	SS-02	SB-19(1-2)	SB-20(0-1)	SB-20(4-5)
		CLP Sample ID:	C0AA4	C0AA5	C0AE7	C0AE9	C0AF0
		Laboratory Sample ID:	680-122281-91	680-122281-92	680-122281-108	680-122281-109	680-122281-110
		Date Collected:	2/24/2016	2/24/2016	2/24/2016	2/24/2016	2/24/2016
		Sample Type:	Field Sample	Field Sample	Field Sample	Field Sample	Field Sample
Method	Analyte	Units	Qualified Result	Qualified Result	Qualified Result	Qualified Result	Qualified Result
8260B	Acetone	ug/Kg	84 U	13 U	44 U	41 U	46 U
8260B	Benzene	ug/Kg	1.2 U	0.83 U	0.64 U	0.61 U	0.67 U
8260B	Bromobenzene	ug/Kg	2.8 U	1.9 U	1.5 U	1.4 U	1.5 U
8260B	Bromochloromethane	ug/Kg	5.5 U	3.8 U	2.9 U	2.7 U	3.0 U
8260B	Bromodichloromethane	ug/Kg	1.6 U	1.1 U	0.85 U	0.80 U	0.88 U
8260B	Bromoform	ug/Kg	2.5 U	1.7 U	1.3 U	1.2 U	1.4 U
8260B	Bromomethane	ug/Kg	2.5 U	1.7 U	1.3 U	1.2 U	1.4 U
8260B	2-Butanone (MEK)	ug/Kg	4.0 U	2.7 U	2.1 U	2.0 U	**3.2 J**
8260B	n-Butylbenzene	ug/Kg	4.0 U	2.7 U	2.1 U	2.0 U	2.2 U
8260B	sec-Butylbenzene	ug/Kg	3.5 U	2.4 U	1.8 U	1.7 U	1.9 U
8260B	tert-Butylbenzene	ug/Kg	3.0 U	2.0 U	1.6 U	1.5 U	1.6 U
8260B	Carbon disulfide	ug/Kg	1.8 U	1.3 U	**2.0 J**	0.91 U	1.0 U
8260B	Carbon tetrachloride	ug/Kg	1.4 U	0.94 U	0.73 U	0.69 U	0.76 U
8260B	Chlorobenzene	ug/Kg	1.6 U	1.1 U	0.84 U	0.80 U	0.87 U
8260B	Chloroethane	ug/Kg	4.5 U	3.1 U	2.4 U	2.2 U	2.5 U
8260B	Chloroform	ug/Kg	1.8 U	1.3 U	0.97 U	0.91 U	1.0 U
8260B	Chloromethane	ug/Kg	1.7 U	1.1 U	0.88 U	0.83 U	0.91 U
8260B	2-Chlorotoluene	ug/Kg	3.3 U	2.3 U	1.8 U	1.7 U	1.8 U
8260B	4-Chlorotoluene	ug/Kg	2.8 U	1.9 U	1.5 U	1.4 U	1.5 U
8260B	Dibromochloromethane	ug/Kg	2.8 U	1.9 U	1.5 U	1.4 U	1.5 U
8260B	1,2-Dibromo-3-Chloropropane	ug/Kg	7.4 U	5.0 U	3.9 U	3.6 U	4.0 U
8260B	1,2-Dibromoethane	ug/Kg	2.5 U	1.7 U	1.3 U	1.2 U	1.4 U
8260B	Dibromomethane	ug/Kg	2.8 U	1.9 U	1.5 U	1.4 U	1.5 U
8260B	1,2-Dichlorobenzene	ug/Kg	2.2 U	1.5 U	1.1 U	1.1 U	1.2 U
8260B	1,3-Dichlorobenzene	ug/Kg	2.7 U	1.8 U	1.4 U	1.3 U	1.5 U
8260B	1,4-Dichlorobenzene	ug/Kg	1.2 U	0.84 U	0.65 U	0.61 U	0.67 U
8260B	Dichlorodifluoromethane	ug/Kg	1.6 U	1.1 U	0.83 U	0.78 U	0.86 U
8260B	1,1-Dichloroethane	ug/Kg	1.8 U	1.3 U	0.97 U	0.91 U	1.0 U
8260B	1,2-Dichloroethane	ug/Kg	1.8 U	1.3 U	0.97 U	0.91 U	1.0 U
8260B	cis-1,2-Dichloroethene	ug/Kg	2.3 U	1.6 U	1.2 U	1.2 U	1.3 U
8260B	trans-1,2-Dichloroethene	ug/Kg	1.1 U	0.72 U	0.55 U	0.52 U	0.57 U
8260B	1,2-Dichloroethene, Total	ug/Kg	1.1 U	0.72 U	0.55 U	0.52 U	0.57 U
8260B	1,1-Dichloroethene	ug/Kg	2.5 U	1.7 U	1.3 U	1.2 U	1.4 U
8260B	1,2-Dichloropropane	ug/Kg	1.4 U	0.98 U	0.76 U	0.71 U	0.78 U
8260B	1,3-Dichloropropane	ug/Kg	3.0 U	2.0 U	1.6 U	1.5 U	1.6 U
8260B	2,2-Dichloropropane	ug/Kg	1.8 U	1.3 U	0.97 U	0.91 U	1.0 U
8260B	1,1-Dichloropropene	ug/Kg	1.6 U	1.1 U	0.84 U	0.79 U	0.87 U
8260B	cis-1,3-Dichloropropene	ug/Kg	1.4 U	0.94 U	0.73 U	0.69 U	0.76 U
8260B	trans-1,3-Dichloropropene	ug/Kg	1.5 U	0.99 U	0.77 U	0.72 U	0.79 U
8260B	Ethylbenzene	ug/Kg	2.2 U	1.5 U	1.1 U	1.1 U	1.2 U
8260B	2-Hexanone	ug/Kg	5.5 U	3.8 U	2.9 U	2.7 U	3.0 U
8260B	Isopropylbenzene	ug/Kg	3.2 U	2.2 U	1.7 U	1.6 U	1.7 U
8260B	p-Isopropyltoluene	ug/Kg	3.7 U	2.5 U	1.9 U	1.8 U	2.0 U
8260B	Methylene Chloride	ug/Kg	1.6 U	1.1 U	0.86 U	0.81 U	0.89 U
8260B	4-Methyl-2-pentanone	ug/Kg	7.0 U	4.8 U	3.7 U	3.5 U	3.8 U
8260B	Methyl tert-butyl ether	ug/Kg	1.7 U	1.1 U	0.88 U	0.83 U	0.91 U
8260B	N-Propylbenzene	ug/Kg	4.5 U	3.1 U	2.4 U	2.2 U	2.5 U
8260B	Styrene	ug/Kg	1.6 U	1.1 U	0.82 U	0.77 U	0.85 U
8260B	1,1,1,2-Tetrachloroethane	ug/Kg	4.0 U	2.7 U	2.1 U	2.0 U	2.2 U
8260B	1,1,2,2-Tetrachloroethane	ug/Kg	2.7 U	1.8 U	1.4 U	1.3 U	1.5 U
8260B	Tetrachloroethene	ug/Kg	3.2 U	2.2 U	1.7 U	1.6 U	1.7 U

Table 1
Harbor Park Site, Norfolk, VA
Volatile Organic Compound Soil Sample Results

		Field Sample ID:	SS-01	SS-02	SB-19(1-2)	SB-20(0-1)	SB-20(4-5)
		CLP Sample ID:	C0AA4	C0AA5	C0AE7	C0AE9	C0AF0
		Laboratory Sample ID:	680-122281-91	680-122281-92	680-122281-108	680-122281-109	680-122281-110
		Date Collected:	2/24/2016	2/24/2016	2/24/2016	2/24/2016	2/24/2016
		Sample Type:	Field Sample	Field Sample	Field Sample	Field Sample	Field Sample
Method	Analyte	Units	Qualified Result	Qualified Result	Qualified Result	Qualified Result	Qualified Result
8260B	Toluene	ug/Kg	1.4 U	0.96 U	0.74 U	0.7 U	0.77 U
8260B	1,2,3-Trichlorobenzene	ug/Kg	2.7 U	1.8 U	1.4 U	1.3 U	1.5 U
8260B	1,2,4-Trichlorobenzene	ug/Kg	1.5 U	1.0 U	0.78 U	0.74 U	0.81 U
8260B	1,1,1-Trichloroethane	ug/Kg	0.99 U	0.67 U	0.52 U	0.49 U	0.54 U
8260B	1,1,2-Trichloroethane	ug/Kg	2.2 U	1.5 U	1.1 U	1.1 U	1.2 U
8260B	Trichloroethene	ug/Kg	2.2 U	1.5 U	1.1 U	1.1 U	1.2 U
8260B	Trichlorofluoromethane	ug/Kg	2.0 U	1.4 U	1.1 U	0.99 U	1.1 U
8260B	1,2,3-Trichloropropane	ug/Kg	4.0 U	2.7 U	2.1 U	2.0 U	2.2 U
8260B	1,1,2-Trichloro-1,2,2-trifluoroethane	ug/Kg	2.2 U	1.5 U	1.1 U	1.1 U	1.2 U
8260B	1,2,4-Trimethylbenzene	ug/Kg	2.3 U	1.6 U	1.2 U	1.2 U	1.3 U
8260B	1,3,5-Trimethylbenzene	ug/Kg	2.8 U	1.9 U	1.5 U	1.4 U	1.5 U
8260B	Vinyl acetate	ug/Kg	4.2 U	2.8 U	2.2 U	2.1 U	2.3 U
8260B	Vinyl chloride	ug/Kg	2.5 U	1.7 U	1.3 U	1.2 U	1.4 U
8260B	o-Xylene	ug/Kg	1.8 U	1.3 U	0.97 U	0.91 U	1.0 U
8260B	m-Xylene & p-Xylene	ug/Kg	4.3 U	3.0 U	2.3 U	2.2 U	2.4 U
8260B	Xylenes, Total	ug/Kg	1.8 U	1.3 U	0.97 U	0.91 U	1.0 U
8260B	Cyclohexane	ug/Kg	2.2 U	1.5 U	1.1 U	1.1 U	1.2 U
8260B	Methylcyclohexane	ug/Kg	1.4 U	0.98 U	0.76 U	0.71 U	0.78 U
8260B	Methyl acetate	ug/Kg	8.4 U	5.7 U	4.4 U	4.1 U	4.6 U

Detected results are presented in bold text.
ug/Kg = micrograms per kilogram

Non-detected results are reported to the method detection llimit (MDL).
U = Not detected at the reported concentration.
J = The reported concentration is estimated.
UJ = The reported detection limit is estimated.
R = The reported result is rejected.

Table 1
Harbor Park Site, Norfolk, VA
Volatile Organic Compound Soil Sample Results

		Field Sample ID:	SB-13(9-10)	SB-21(0-1)	SB-21(8-9)	SB-22(0-1)	SB-22(4-5)
		CLP Sample ID:	C0AD6	C0AF1	C0AF2	C0AF3	C0AF4
		Laboratory Sample ID:	680-122281-43	680-122281-111	680-122281-112	680-122281-113	680-122281-114
		Date Collected:	2/24/2016	2/24/2016	2/24/2016	2/24/2016	2/24/2016
		Sample Type:	Field Sample	Field Sample	Field Sample	Field Sample	Field Sample
Method	Analyte	Units	Qualified Result	Qualified Result	Qualified Result	Qualified Result	Qualified Result
8260B	Acetone	ug/Kg	**64**	46 U	48 U	11 U	55 U
8260B	Benzene	ug/Kg	0.9 U	0.68 U	0.71 U	0.70 U	0.80 U
8260B	Bromobenzene	ug/Kg	2.1 U	1.6 U	1.6 U	1.6 U	1.9 U
8260B	Bromochloromethane	ug/Kg	4.1 U	3.1 U	3.2 U	3.2 U	3.6 U
8260B	Bromodichloromethane	ug/Kg	1.2 U	0.90 U	0.94 U	0.93 U	1.1 U
8260B	Bromoform	ug/Kg	1.9 U	1.4 U	1.4 U	1.4 U	1.6 U
8260B	Bromomethane	ug/Kg	1.9 U	1.4 U	1.4 U	1.4 U	1.6 U
8260B	2-Butanone (MEK)	ug/Kg	**13 J**	2.2 U	2.3 U	2.3 U	2.6 U
8260B	n-Butylbenzene	ug/Kg	3.0 U	2.2 U	2.3 U	2.3 U	2.6 U
8260B	sec-Butylbenzene	ug/Kg	2.6 U	1.9 U	2.0 U	2.0 U	2.3 U
8260B	tert-Butylbenzene	ug/Kg	2.2 U	1.7 U	1.7 U	1.7 U	2.0 U
8260B	Carbon disulfide	ug/Kg	**4.6 J**	1.0 U	1.1 U	1.1 U	1.2 U
8260B	Carbon tetrachloride	ug/Kg	1.0 U	0.77 U	0.80 U	0.80 U	0.91 U
8260B	Chlorobenzene	ug/Kg	1.2 U	0.89 U	0.93 U	0.92 U	1.0 U
8260B	Chloroethane	ug/Kg	3.3 U	2.5 U	2.6 U	2.6 U	2.9 U
8260B	Chloroform	ug/Kg	1.4 U	1.0 U	1.1 U	1.1 U	1.2 U
8260B	Chloromethane	ug/Kg	1.2 U	0.93 U	0.97 U	0.96 U	1.1 U
8260B	2-Chlorotoluene	ug/Kg	2.5 U	1.9 U	1.9 U	1.9 U	2.2 U
8260B	4-Chlorotoluene	ug/Kg	2.1 U	1.6 U	1.6 U	1.6 U	1.9 U
8260B	Dibromochloromethane	ug/Kg	2.1 U	1.6 U	1.6 U	1.6 U	1.9 U
8260B	1,2-Dibromo-3-Chloropropane	ug/Kg	5.4 U	4.1 U	4.3 U	4.2 U	4.8 U
8260B	1,2-Dibromoethane	ug/Kg	1.9 U	1.4 U	1.4 U	1.4 U	1.6 U
8260B	Dibromomethane	ug/Kg	2.1 U	1.6 U	1.6 U	1.6 U	1.9 U
8260B	1,2-Dichlorobenzene	ug/Kg	1.6 U	1.2 U	1.3 U	1.3 U	1.4 U
8260B	1,3-Dichlorobenzene	ug/Kg	2.0 U	1.5 U	1.5 U	1.5 U	1.7 U
8260B	1,4-Dichlorobenzene	ug/Kg	0.91 U	0.69 U	0.71 U	0.71 U	0.81 U
8260B	Dichlorodifluoromethane	ug/Kg	1.2 U	0.87 U	0.91 U	0.91 U	1.0 U
8260B	1,1-Dichloroethane	ug/Kg	1.4 U	1.0 U	1.1 U	1.1 U	1.2 U
8260B	1,2-Dichloroethane	ug/Kg	1.4 U	1.0 U	1.1 U	1.1 U	1.2 U
8260B	cis-1,2-Dichloroethene	ug/Kg	1.7 U	1.3 U	1.4 U	1.3 U	1.5 U
8260B	trans-1,2-Dichloroethene	ug/Kg	0.78 U	0.58 U	0.61 U	0.61 U	0.69 U
8260B	1,2-Dichloroethene, Total	ug/Kg	0.78 U	0.58 U	0.61 U	0.61 U	0.69 U
8260B	1,1-Dichloroethene	ug/Kg	1.9 U	1.4 U	1.4 U	1.4 U	1.6 U
8260B	1,2-Dichloropropane	ug/Kg	1.1 U	0.80 U	0.83 U	0.83 U	0.94 U
8260B	1,3-Dichloropropane	ug/Kg	2.2 U	1.7 U	1.7 U	1.7 U	2.0 U
8260B	2,2-Dichloropropane	ug/Kg	1.4 U	1.0 U	1.1 U	1.1 U	1.2 U
8260B	1,1-Dichloropropene	ug/Kg	1.2 U	0.88 U	0.92 U	0.91 U	1.0 U
8260B	cis-1,3-Dichloropropene	ug/Kg	1.0 U	0.77 U	0.80 U	0.80 U	0.91 U
8260B	trans-1,3-Dichloropropene	ug/Kg	1.1 U	0.81 U	0.84 U	0.84 U	0.95 U
8260B	Ethylbenzene	ug/Kg	1.6 U	1.2 U	1.3 U	1.3 U	1.4 U
8260B	2-Hexanone	ug/Kg	4.1 U	3.1 U	3.2 U	3.2 U	3.6 U
8260B	Isopropylbenzene	ug/Kg	2.3 U	1.8 U	1.8 U	1.8 U	2.1 U
8260B	p-Isopropyltoluene	ug/Kg	2.7 U	2.0 U	2.1 U	2.1 U	2.4 U
8260B	Methylene Chloride	ug/Kg	1.2 U	0.91 U	0.95 U	0.94 U	**8.9**
8260B	4-Methyl-2-pentanone	ug/Kg	5.2 U	3.9 U	4.1 U	4.0 U	4.6 U
8260B	Methyl tert-butyl ether	ug/Kg	1.2 U	0.93 U	0.97 U	0.96 U	1.1 U
8260B	N-Propylbenzene	ug/Kg	3.3 U	2.5 U	2.6 U	2.6 U	2.9 U
8260B	Styrene	ug/Kg	1.1 U	0.86 U	0.90 U	0.90 U	1.0 U
8260B	1,1,1,2-Tetrachloroethane	ug/Kg	3.0 U	2.2 U	2.3 U	2.3 U	2.6 U
8260B	1,1,2,2-Tetrachloroethane	ug/Kg	2.0 U	1.5 U	1.5 U	1.5 U	1.7 U
8260B	Tetrachloroethene	ug/Kg	2.3 U	1.8 U	1.8 U	1.8 U	2.1 U

Table 1
Harbor Park Site, Norfolk, VA
Volatile Organic Compound Soil Sample Results

		Field Sample ID:	SB-13(9-10)	SB-21(0-1)	SB-21(8-9)	SB-22(0-1)	SB-22(4-5)
		CLP Sample ID:	C0AD6	C0AF1	C0AF2	C0AF3	C0AF4
		Laboratory Sample ID:	680-122281-43	680-122281-111	680-122281-112	680-122281-113	680-122281-114
		Date Collected:	2/24/2016	2/24/2016	2/24/2016	2/24/2016	2/24/2016
		Sample Type:	Field Sample	Field Sample	Field Sample	Field Sample	Field Sample
Method	Analyte	Units	Qualified Result	Qualified Result	Qualified Result	Qualified Result	Qualified Result
8260B	Toluene	ug/Kg	1.0 U	0.78 U	0.81 U	0.81 U	0.92 U
8260B	1,2,3-Trichlorobenzene	ug/Kg	2.0 U	1.5 U	1.5 U	1.5 U	1.7 U
8260B	1,2,4-Trichlorobenzene	ug/Kg	1.1 U	0.82 U	0.86 U	0.86 U	0.97 U
8260B	1,1,1-Trichloroethane	ug/Kg	0.73 U	0.55 U	0.57 U	0.57 U	0.64 U
8260B	1,1,2-Trichloroethane	ug/Kg	1.6 U	1.2 U	1.3 U	1.3 U	1.4 U
8260B	Trichloroethene	ug/Kg	1.6 U	1.2 U	1.3 U	1.3 U	1.4 U
8260B	Trichlorofluoromethane	ug/Kg	1.5 U	1.1 U	1.2 U	1.2 U	1.3 U
8260B	1,2,3-Trichloropropane	ug/Kg	3.0 U	2.2 U	2.3 U	2.3 U	2.6 U
8260B	1,1,2-Trichloro-1,2,2-trifluoroethane	ug/Kg	1.6 U	1.2 U	1.3 U	1.3 U	1.4 U
8260B	1,2,4-Trimethylbenzene	ug/Kg	1.7 U	1.3 U	1.4 U	1.3 U	1.5 U
8260B	1,3,5-Trimethylbenzene	ug/Kg	2.1 U	1.6 U	1.6 U	1.6 U	1.9 U
8260B	Vinyl acetate	ug/Kg	3.1 U	2.3 U	2.4 U	2.4 U	2.7 U
8260B	Vinyl chloride	ug/Kg	1.9 U	1.4 U	1.4 U	1.4 U	1.6 U
8260B	o-Xylene	ug/Kg	1.4 U	1.0 U	1.1 U	1.1 U	1.2 U
8260B	m-Xylene & p-Xylene	ug/Kg	3.2 U	2.4 U	2.5 U	2.5 U	2.8 U
8260B	Xylenes, Total	ug/Kg	1.4 U	1.0 U	1.1 U	1.1 U	1.2 U
8260B	Cyclohexane	ug/Kg	1.6 U	1.2 U	1.3 U	1.3 U	1.4 U
8260B	Methylcyclohexane	ug/Kg	1.1 U	0.80 U	0.83 U	0.83 U	0.94 U
8260B	Methyl acetate	ug/Kg	6.2 U	4.6 U	4.8 U	4.8 U	5.5 U

Detected results are presented in bold text.
ug/Kg = micrograms per kilogram

Non-detected results are reported to the method detection llimit (MDL).
U = Not detected at the reported concentration.
J = The reported concentration is estimated.
UJ = The reported detection limit is estimated.
R = The reported result is rejected.

Table 1
Harbor Park Site, Norfolk, VA
Volatile Organic Compound Soil Sample Results

		Field Sample ID:	SB-14(8-9)	SB-14(0-1)	SB-15(0-1)	SB-15(8-9)	
		CLP Sample ID:	C0AD7	C0AD8	C0AD9	C0AE0	
		Laboratory Sample ID:	680-122281-44	680-122281-45	680-122281-46	680-122281-47	
		Date Collected:	2/24/2016	2/24/2016	2/24/2016	2/24/2016	
		Sample Type:	Field Sample	Field Sample	Field Sample	Field Sample	
Method	Analyte	Units	Qualified Result	Qualified Result	Qualified Result	Qualified Result	
8260B	Acetone	ug/Kg	45 U	53 U	11 U	56 U	
8260B	Benzene	ug/Kg	**2.0 J**	0.78 U	0.75 U	0.81 U	
8260B	Bromobenzene	ug/Kg	1.5 U	1.8 U	1.7 U	1.9 U	
8260B	Bromochloromethane	ug/Kg	3.0 U	3.5 U	3.4 U	3.7 U	
8260B	Bromodichloromethane	ug/Kg	0.87 U	1.0 U	1.0 U	1.1 U	
8260B	Bromoform	ug/Kg	1.3 U	1.6 U	1.5 U	1.7 U	
8260B	Bromomethane	ug/Kg	1.3 U	1.6 U	1.5 U	1.7 U	
8260B	2-Butanone (MEK)	ug/Kg	**4.1 J**	2.6 U	2.5 U	**4.5 J**	
8260B	n-Butylbenzene	ug/Kg	2.2 U	2.6 U	2.5 U	2.7 U	
8260B	sec-Butylbenzene	ug/Kg	1.9 U	2.2 U	2.2 U	2.3 U	
8260B	tert-Butylbenzene	ug/Kg	1.6 U	1.9 U	1.8 U	2.0 U	
8260B	Carbon disulfide	ug/Kg	**1.0 J**	1.2 U	1.1 U	1.2 U	
8260B	Carbon tetrachloride	ug/Kg	0.75 U	0.88 U	0.85 U	0.92 U	
8260B	Chlorobenzene	ug/Kg	0.86 U	1.0 U	0.99 U	1.1 U	
8260B	Chloroethane	ug/Kg	2.4 U	2.9 U	2.8 U	3.0 U	
8260B	Chloroform	ug/Kg	0.99 U	1.2 U	1.1 U	1.2 U	
8260B	Chloromethane	ug/Kg	0.90 U	1.1 U	1.0 U	1.1 U	
8260B	2-Chlorotoluene	ug/Kg	1.8 U	2.1 U	2.1 U	2.2 U	
8260B	4-Chlorotoluene	ug/Kg	1.5 U	1.8 U	1.7 U	1.9 U	
8260B	Dibromochloromethane	ug/Kg	1.5 U	1.8 U	1.7 U	1.9 U	
8260B	1,2-Dibromo-3-Chloropropane	ug/Kg	4.0 U	4.7 U	4.5 U	4.9 U	
8260B	1,2-Dibromoethane	ug/Kg	1.3 U	1.6 U	1.5 U	1.7 U	
8260B	Dibromomethane	ug/Kg	1.5 U	1.8 U	1.7 U	1.9 U	
8260B	1,2-Dichlorobenzene	ug/Kg	1.2 U	1.4 U	1.3 U	1.4 U	
8260B	1,3-Dichlorobenzene	ug/Kg	1.4 U	1.7 U	1.6 U	1.8 U	
8260B	1,4-Dichlorobenzene	ug/Kg	0.67 U	0.79 U	0.76 U	0.82 U	
8260B	Dichlorodifluoromethane	ug/Kg	0.85 U	1.0 U	0.97 U	1.0 U	
8260B	1,1-Dichloroethane	ug/Kg	0.99 U	1.2 U	1.1 U	1.2 U	
8260B	1,2-Dichloroethane	ug/Kg	0.99 U	1.2 U	1.1 U	1.2 U	
8260B	cis-1,2-Dichloroethene	ug/Kg	1.3 U	1.5 U	1.4 U	1.6 U	
8260B	trans-1,2-Dichloroethene	ug/Kg	0.57 U	0.67 U	0.65 U	0.70 U	
8260B	1,2-Dichloroethene, Total	ug/Kg	0.57 U	0.67 U	0.65 U	0.70 U	
8260B	1,1-Dichloroethene	ug/Kg	1.3 U	1.6 U	1.5 U	1.7 U	
8260B	1,2-Dichloropropane	ug/Kg	0.77 U	0.92 U	0.88 U	0.96 U	
8260B	1,3-Dichloropropane	ug/Kg	1.6 U	1.9 U	1.8 U	2.0 U	
8260B	2,2-Dichloropropane	ug/Kg	0.99 U	1.2 U	1.1 U	1.2 U	
8260B	1,1-Dichloropropene	ug/Kg	0.85 U	1.0 U	0.98 U	1.1 U	
8260B	cis-1,3-Dichloropropene	ug/Kg	0.75 U	0.88 U	0.85 U	0.92 U	
8260B	trans-1,3-Dichloropropene	ug/Kg	0.78 U	0.93 U	0.89 U	0.97 U	
8260B	Ethylbenzene	ug/Kg	1.2 U	1.4 U	1.3 U	1.4 U	
8260B	2-Hexanone	ug/Kg	3.0 U	3.5 U	3.4 U	3.7 U	
8260B	Isopropylbenzene	ug/Kg	1.7 U	2.0 U	2.0 U	2.1 U	
8260B	p-Isopropyltoluene	ug/Kg	2.0 U	2.3 U	2.3 U	2.4 U	
8260B	Methylene Chloride	ug/Kg	0.88 U	1.0 U	1.0 U	1.1 U	
8260B	4-Methyl-2-pentanone	ug/Kg	3.8 U	4.5 U	4.3 U	4.7 U	
8260B	Methyl tert-butyl ether	ug/Kg	0.90 U	1.1 U	1.0 U	1.1 U	
8260B	N-Propylbenzene	ug/Kg	2.4 U	2.9 U	2.8 U	3.0 U	
8260B	Styrene	ug/Kg	0.84 U	0.99 U	0.96 U	1.0 U	
8260B	1,1,1,2-Tetrachloroethane	ug/Kg	2.2 U	2.6 U	2.5 U	2.7 U	
8260B	1,1,2,2-Tetrachloroethane	ug/Kg	1.4 U	1.7 U	1.6 U	1.8 U	
8260B	Tetrachloroethene	ug/Kg	1.7 U	2.0 U	2.0 U	2.1 U	

Table 1
Harbor Park Site, Norfolk, VA
Volatile Organic Compound Soil Sample Results

		Field Sample ID:	SB-14(8-9)	SB-14(0-1)	SB-15(0-1)	SB-15(8-9)	
		CLP Sample ID:	C0AD7	C0AD8	C0AD9	C0AE0	
		Laboratory Sample ID:	680-122281-44	680-122281-45	680-122281-46	680-122281-47	
		Date Collected:	2/24/2016	2/24/2016	2/24/2016	2/24/2016	
		Sample Type:	Field Sample	Field Sample	Field Sample	Field Sample	
Method	Analyte	Units	Qualified Result	Qualified Result	Qualified Result	Qualified Result	
8260B	Toluene	ug/Kg	0.76 U	0.90 U	0.86 U	0.93 U	
8260B	1,2,3-Trichlorobenzene	ug/Kg	1.4 U	1.7 U	1.6 U	1.8 U	
8260B	1,2,4-Trichlorobenzene	ug/Kg	0.80 U	0.95 U	0.91 U	0.99 U	
8260B	1,1,1-Trichloroethane	ug/Kg	0.53 U	0.63 U	0.61 U	0.66 U	
8260B	1,1,2-Trichloroethane	ug/Kg	1.2 U	1.4 U	1.3 U	1.4 U	
8260B	Trichloroethene	ug/Kg	1.2 U	1.4 U	1.3 U	1.4 U	
8260B	Trichlorofluoromethane	ug/Kg	1.1 U	1.3 U	1.2 U	1.3 U	
8260B	1,2,3-Trichloropropane	ug/Kg	2.2 U	2.6 U	2.5 U	2.7 U	
8260B	1,1,2-Trichloro-1,2,2-trifluoroethane	ug/Kg	1.2 U	1.4 U	1.3 U	1.4 U	
8260B	1,2,4-Trimethylbenzene	ug/Kg	1.3 U	1.5 U	1.4 U	1.6 U	
8260B	1,3,5-Trimethylbenzene	ug/Kg	1.5 U	1.8 U	1.7 U	1.9 U	
8260B	Vinyl acetate	ug/Kg	2.2 U	2.7 U	2.6 U	2.8 U	
8260B	Vinyl chloride	ug/Kg	1.3 U	1.6 U	1.5 U	1.7 U	
8260B	o-Xylene	ug/Kg	0.99 U	1.2 U	1.1 U	1.2 U	
8260B	m-Xylene & p-Xylene	ug/Kg	2.3 U	2.8 U	2.7 U	2.9 U	
8260B	Xylenes, Total	ug/Kg	0.99 U	1.2 U	1.1 U	1.2 U	
8260B	Cyclohexane	ug/Kg	1.2 U	1.4 U	1.3 U	1.4 U	
8260B	Methylcyclohexane	ug/Kg	0.77 U	0.92 U	0.88 U	0.96 U	
8260B	Methyl acetate	ug/Kg	4.5 U	5.3 U	5.1 U	5.6 U	

Detected results are presented in bold text.
ug/Kg = micrograms per kilogram

Non-detected results are reported to the method detection llimit (MDL).
U = Not detected at the reported concentration.
J = The reported concentration is estimated.
UJ = The reported detection limit is estimated.
R = The reported result is rejected.

Table 2
Harbor Park Site, Norfolk, VA
Volatile Organic Compound Water Sample Results

		Field Sample ID:	FB-01	TB-02-03	RB-02-02		
		CLP Sample ID:	C0AF8	C0AF6	C0AF7		
		Laboratory Sample ID:	680-122281-48	680-122281-115	680-122281-116		
		Date Collected:	2/24/2016	2/24/2016	2/24/2016		
		Sample Type:	Field Blank	Trip Blank	Rinsate Blank		
Method	Analtye	Units	Qualified Result	Qualified Result	Qualified Result		
8260B	Acetone	ug/L	7.0 U	7.0 U	**7.2 J**		
8260B	Benzene	ug/L	0.43 U	0.43 U	0.43 U		
8260B	Bromobenzene	ug/L	0.50 U	0.50 U	0.50 U		
8260B	Bromochloromethane	ug/L	0.45 U	0.45 U	0.45 U		
8260B	Bromodichloromethane	ug/L	0.44 U	0.44 U	0.44 U		
8260B	Bromoform	ug/L	0.43 U	0.43 U	0.43 U		
8260B	Bromomethane	ug/L	2.5 U	2.5 U	2.5 U		
8260B	2-Butanone (MEK)	ug/L	3.4 U	3.4 U	3.4 U		
8260B	n-Butylbenzene	ug/L	0.47 U	0.47 U	0.47 U		
8260B	sec-Butylbenzene	ug/L	0.42 U	0.42 U	0.42 U		
8260B	tert-Butylbenzene	ug/L	0.45 U	0.45 U	0.45 U		
8260B	Carbon disulfide	ug/L	1.0 U	1.0 U	1.0 U		
8260B	Carbon tetrachloride	ug/L	0.33 U	0.33 U	0.33 U		
8260B	Chlorobenzene	ug/L	0.26 U	0.26 U	0.26 U		
8260B	Chloroethane	ug/L	2.5 U	2.5 U	2.5 U		
8260B	Chloroform	ug/L	0.50 U	0.50 U	0.50 U		
8260B	Chloromethane	ug/L	0.40 U	0.40 U	0.40 U		
8260B	2-Chlorotoluene	ug/L	0.27 U	0.27 U	0.27 U		
8260B	4-Chlorotoluene	ug/L	0.45 U	0.45 U	0.45 U		
8260B	Dibromochloromethane	ug/L	0.32 U	0.32 U	0.32 U		
8260B	1,2-Dibromo-3-Chloropropane	ug/L	1.1 U	1.1 U	1.1 U		
8260B	1,2-Dibromoethane	ug/L	0.44 U	0.44 U	0.44 U		
8260B	Dibromomethane	ug/L	0.35 U	0.35 U	0.35 U		
8260B	1,2-Dichlorobenzene	ug/L	0.37 U	0.37 U	0.37 U		
8260B	1,3-Dichlorobenzene	ug/L	0.43 U	0.43 U	0.43 U		
8260B	1,4-Dichlorobenzene	ug/L	0.46 U	0.46 U	0.46 U		
8260B	Dichlorodifluoromethane	ug/L	0.60 U	0.60 U	0.60 U		
8260B	1,1-Dichloroethane	ug/L	0.38 U	0.38 U	0.38 U		
8260B	1,2-Dichloroethane	ug/L	0.50 U	0.50 U	0.50 U		
8260B	cis-1,2-Dichloroethene	ug/L	0.41 U	0.41 U	0.41 U		
8260B	trans-1,2-Dichloroethene	ug/L	0.37 U	0.37 U	0.37 U		
8260B	1,2-Dichloroethene, Total	ug/L	0.37 U	0.37 U	0.37 U		
8260B	1,1-Dichloroethene	ug/L	0.36 U	0.36 U	0.36 U		
8260B	1,2-Dichloropropane	ug/L	0.67 U	0.67 U	0.67 U		
8260B	1,3-Dichloropropane	ug/L	0.34 U	0.34 U	0.34 U		
8260B	2,2-Dichloropropane	ug/L	0.37 U	0.37 U	0.37 U		
8260B	1,1-Dichloropropene	ug/L	0.34 U	0.34 U	0.34 U		
8260B	cis-1,3-Dichloropropene	ug/L	0.40 U	0.40 U	0.40 U		
8260B	trans-1,3-Dichloropropene	ug/L	0.42 U	0.42 U	0.42 U		
8260B	Ethylbenzene	ug/L	0.33 U	0.33 U	0.33 U		
8260B	2-Hexanone	ug/L	2.0 U	2.0 U	2.0 U		
8260B	Isopropylbenzene	ug/L	0.35 U	0.35 U	0.35 U		
8260B	p-Isopropyltoluene	ug/L	0.48 U	0.48 U	0.48 U		
8260B	Methylene Chloride	ug/L	2.5 U	2.5 U	2.5 U		
8260B	4-Methyl-2-pentanone	ug/L	2.1 U	2.1 U	2.1 U		
8260B	Methyl tert-butyl ether	ug/L	0.30 U	0.30 U	0.30 U		
8260B	N-Propylbenzene	ug/L	0.38 U	0.38 U	0.38 U		
8260B	Styrene	ug/L	0.27 U	0.27 U	0.27 U		
8260B	1,1,1,2-Tetrachloroethane	ug/L	0.37 U	0.37 U	0.37 U		
8260B	1,1,2,2-Tetrachloroethane	ug/L	0.62 U	0.62 U	0.62 U		
8260B	Tetrachloroethene	ug/L	0.74 U	0.74 U	0.74 U		

Table 2
Harbor Park Site, Norfolk, VA
Volatile Organic Compound Water Sample Results

		Field Sample ID:	FB-01	TB-02-03	RB-02-02		
		CLP Sample ID:	C0AF8	C0AF6	C0AF7		
		Laboratory Sample ID:	680-122281-48	680-122281-115	680-122281-116		
		Date Collected:	2/24/2016	2/24/2016	2/24/2016		
		Sample Type:	Field Blank	Trip Blank	Rinsate Blank		
Method	Analtye	Units	Qualified Result	Qualified Result	Qualified Result		
8260B	Toluene	ug/L	0.48 U	0.48 U	0.48 U		
8260B	1,2,3-Trichlorobenzene	ug/L	2.5 U	2.5 U	2.5 U		
8260B	1,2,4-Trichlorobenzene	ug/L	2.5 U	2.5 U	2.5 U		
8260B	1,1,1-Trichloroethane	ug/L	0.37 U	0.37 U	0.37 U		
8260B	1,1,2-Trichloroethane	ug/L	0.33 U	0.33 U	0.33 U		
8260B	Trichloroethene	ug/L	0.48 U	0.48 U	0.48 U		
8260B	Trichlorofluoromethane	ug/L	0.42 U	0.42 U	0.42 U		
8260B	1,2,3-Trichloropropane	ug/L	0.39 U	0.39 U	0.39 U		
8260B	1,1,2-Trichloro-1,2,2-trifluoroethane	ug/L	0.36 U	0.36 U	0.36 U		
8260B	1,2,4-Trimethylbenzene	ug/L	0.47 U	0.47 U	0.47 U		
8260B	1,3,5-Trimethylbenzene	ug/L	0.31 U	0.31 U	0.31 U		
8260B	Vinyl acetate	ug/L	0.81 U	0.81 U	0.81 U		
8260B	Vinyl chloride	ug/L	0.50 U	0.50 U	0.50 U		
8260B	o-Xylene	ug/L	0.23 U	0.23 U	0.23 U		
8260B	m-Xylene & p-Xylene	ug/L	0.35 U	0.35 U	0.35 U		
8260B	Xylenes, Total	ug/L	0.23 U	0.23 U	0.23 U		
8260B	Cyclohexane	ug/L	0.39 U	0.39 U	0.39 U		
8260B	Methylcyclohexane	ug/L	0.43 U	0.43 U	0.43 U		
8260B	Methyl acetate	ug/L	1.8 U	1.8 U	1.8 U		

Detected results are presented in bold text.
ug/L = micrograms per liter

Non-detected results are reported to the method detection llimit (MDL).
U = Not detected at the reported concentration.
J = The reported concentration is estimated.
UJ = The reported detection limit is estimated.
R = The reported result is rejected.

Table 3
Harbor Park Site, Norfolk, VA
Semivolatile Organic Compound Soil Sample Results

		Field Sample ID:	SB-12(0-1)	SB-12(10-12)	SB-12(10-12)-01	SB-16(0-1)	SB-16(8-10)
		CLP Sample ID:	C0AC8	C0AC9	C0AD4	C0AE1	C0AE2
		Laboratory Sample ID:	680-122281-39	680-122281-40	680-122281-41	680-122281-59	680-122281-60
		Date Collected:	2/24/2016	2/24/2016	2/24/2016	2/24/2016	2/24/2016
		Sample Type:	Field Sample	Field Sample	Field Duplicate of C0AC9	Field Sample	Field Sample
Method	Analyte	Units	Qualified Result	Qualified Result	Qualified Result	Qualified Result	Qualified Result
8270D	1,1'-Biphenyl	ug/Kg	2000 U	2000 U	2000 U	1900 U	2000 U
8270D	1,2,4,5-Tetrachlorobenzene	ug/Kg	36 U	36 U	36 U	34 U	36 U
8270D	1,4-Dioxane	ug/Kg	140 U	140 U	140 U	130 U	140 U
8270D	2,2'-Oxybis(1-chloropropane)	ug/Kg	35 U	35 U	35 U	33 U	35 U
8270D	2,3,4,6-Tetrachlorophenol	ug/Kg	25 U	25 U	26 U	24 U	26 U
8270D	2,4,5-Trichlorophenol	ug/Kg	41 U	40 U	41 U	39 U	41 U
8270D	2,4,6-Trichlorophenol	ug/Kg	34 U	33 U	34 U	32 U	34 U
8270D	2,4-Dichlorophenol	ug/Kg	41 U	40 U	41 U	39 U	41 U
8270D	2,4-Dimethylphenol	ug/Kg	51 U	51 U	51 U	49 U	51 U
8270D	2,4-Dinitrophenol	ug/Kg	960 U	950 U	960 U	920 U	960 U
8270D	2,4-Dinitrotoluene	ug/Kg	57 U	56 U	57 U	54 U	57 U
8270D	2,6-Dinitrotoluene	ug/Kg	49 U	48 U	49 U	47 U	49 U
8270D	2-Chloronaphthalene	ug/Kg	41 U	40 U	41 U	39 U	41 U
8270D	2-Chlorophenol	ug/Kg	46 U	46 U	46 U	44 U	46 U
8270D	2-Methylnaphthalene	ug/Kg	44 U	**55 J**	**67 J**	**140 J**	44 U
8270D	2-Methylphenol	ug/Kg	31 U	31 U	31 U	30 U	31 U
8270D	2-Nitroaniline	ug/Kg	52 U	52 U	52 U	50 U	52 U
8270D	2-Nitrophenol	ug/Kg	47 U	47 U	48 U	45 U	48 U
8270D	3 & 4 Methylphenol	ug/Kg	50 U	49 U	50 U	48 U	50 U
8270D	3,3'-Dichlorobenzidine	ug/Kg	32 U	32 U	32 U	31 U	33 U
8270D	3-Nitroaniline	ug/Kg	53 U	53 U	53 U	51 U	53 U
8270D	4,6-Dinitro-2-methylphenol	ug/Kg	200 U	200 U	200 U	190 U	200 U
8270D	4-Bromophenyl phenyl ether	ug/Kg	42 U	41 U	42 U	40 U	42 U
8270D	4-Chloro-3-methylphenol	ug/Kg	41 U	40 U	41 U	39 U	41 U
8270D	4-Chloroaniline	ug/Kg	60 U	60 U	60 U	58 U	60 U
8270D	4-Chlorophenyl phenyl ether	ug/Kg	51 U	51 U	51 U	49 U	51 U
8270D	4-Nitroaniline	ug/Kg	57 U	56 U	57 U	54 U	57 U
8270D	4-Nitrophenol	ug/Kg	380 U	380 U	380 U	370 U	380 U
8270D	Acenaphthene	ug/Kg	47 U	47 U	48 U	**330 J**	48 U
8270D	Acenaphthylene	ug/Kg	42 U	41 U	42 U	**180 J**	42 U
8270D	Acetophenone	ug/Kg	32 U	32 U	32 U	31 U	33 U
8270D	Anthracene	ug/Kg	29 U	29 U	29 U	**1100**	29 U
8270D	Atrazine	ug/Kg	27 U	26 U	27 U	25 U	27 U
8270D	Benzaldehyde	ug/Kg	67 U	67 U	67 U	64 U	67 U
8270D	Benzo[a]anthracene	ug/Kg	**75 J**	**63 J**	**64 J**	**3200**	31 U
8270D	Benzo[a]pyrene	ug/Kg	**68 J**	60 U	**77 J**	**2700**	60 U
8270D	Benzo[b]fluoranthene	ug/Kg	**120 J**	**86 J**	44 U	**3600**	44 U
8270D	Benzo[g,h,i]perylene	ug/Kg	**71 J**	**68 J**	**66 J**	**1700**	**47 J**
8270D	Benzo[k]fluoranthene	ug/Kg	75 U	75 U	**130 J**	**1500**	75 U
8270D	Bis(2-chloroethoxy)methane	ug/Kg	45 U	45 U	45 U	43 U	45 U
8270D	Bis(2-chloroethyl)ether	ug/Kg	52 U	52 U	52 U	50 U	52 U
8270D	Bis(2-ethylhexyl) phthalate	ug/Kg	**78 J**	**92 J**	**87 J**	32 U	34 U
8270D	Butyl benzyl phthalate	ug/Kg	30 U	30 U	30 U	29 U	30 U
8270D	Caprolactam	ug/Kg	76 U	76 U	77 U	73 U	77 U
8270D	Carbazole	ug/Kg	35 U	35 U	35 U	**440**	35 U
8270D	Chrysene	ug/Kg	**89 J**	**110 J**	**130 J**	**3400**	**34 J**
8270D	Dibenz(a,h)anthracene	ug/Kg	45 U	45 U	45 U	**560**	45 U
8270D	Dibenzofuran	ug/Kg	38 U	38 U	38 U	**270 J**	38 U

Table 3
Harbor Park Site, Norfolk, VA
Semivolatile Organic Compound Soil Sample Results

		Field Sample ID:	SB-12(0-1)	SB-12(10-12)	SB-12(10-12)-01	SB-16(0-1)	SB-16(8-10)
		CLP Sample ID:	C0AC8	C0AC9	C0AD4	C0AE1	C0AE2
		Laboratory Sample ID:	680-122281-39	680-122281-40	680-122281-41	680-122281-59	680-122281-60
		Date Collected:	2/24/2016	2/24/2016	2/24/2016	2/24/2016	2/24/2016
		Sample Type:	Field Sample	Field Sample	Field Duplicate of C0AC9	Field Sample	Field Sample
Method	Analyte	Units	Qualified Result	Qualified Result	Qualified Result	Qualified Result	Qualified Result
8270D	Diethyl phthalate	ug/Kg	43 U	43 U	43 U	41 U	43 U
8270D	Dimethyl phthalate	ug/Kg	39 U	39 U	39 U	38 U	39 U
8270D	Di-n-butyl phthalate	ug/Kg	35 U	35 U	35 U	**210 J**	35 U
8270D	Di-n-octyl phthalate	ug/Kg	34 U	33 U	34 U	32 U	34 U
8270D	Fluoranthene	ug/Kg	**140 J**	**170 J**	**170 J**	***6500**	37 U
8270D	Fluorene	ug/Kg	42 U	41 U	42 U	**320 J**	42 U
8270D	Hexachlorobenzene	ug/Kg	45 U	45 U	45 U	43 U	45 U
8270D	Hexachlorobutadiene	ug/Kg	42 U	41 U	42 U	40 U	42 U
8270D	Hexachlorocyclopentadiene	ug/Kg	47 U	47 U	48 U	45 U	48 U
8270D	Hexachloroethane	ug/Kg	32 U	32 U	32 U	31 U	33 U
8270D	Indeno[1,2,3-cd]pyrene	ug/Kg	**58 J**	**44 J**	**44 J**	**1800**	**42 J**
8270D	Isophorone	ug/Kg	38 U	38 U	38 U	37 U	38 U
8270D	Naphthalene	ug/Kg	35 U	35 U	35 U	**160 J**	35 U
8270D	Nitrobenzene	ug/Kg	30 U	30 U	30 U	29 U	30 U
8270D	N-Nitrosodi-n-propylamine	ug/Kg	37 U	37 U	37 U	35 U	37 U
8270D	N-Nitrosodiphenylamine	ug/Kg	38 U	38 U	38 U	37 U	38 U
8270D	Pentachlorophenol	ug/Kg	380 U	380 U	380 U	370 U	380 U
8270D	Phenanthrene	ug/Kg	**68 J**	**96 J**	**100 J**	**4800**	**40 J**
8270D	Phenol	ug/Kg	39 U	39 U	39 U	38 U	39 U
8270D	Pyrene	ug/Kg	**130 J**	**120 J**	**120 J**	**5700**	**40 J**

Detected results are presented in bold text.
ug/Kg = micrograms per kilogram
* = Result reported from dilution

Non-detected results are reported to the method detection llimit (MDL).
U = Not detected at the reported concentration.
J = The reported concentration is estimated.
UJ = The reported detection limit is estimated.
R = The reported result is rejected.

Table 3
Harbor Park Site, Norfolk, VA
Semivolatile Organic Compound Soil Sample Results

		Field Sample ID:	SB-17(0-1)	SB-17(6-7)	SB-18(0-1)	SB-18(4-5)	SD-01
		CLP Sample ID:	C0AE3	C0AE4	C0AE5	C0AE6	C0AA0
		Laboratory Sample ID:	680-122281-61	680-122281-62	680-122281-63	680-122281-64	680-122281-73
		Date Collected:	2/24/2016	2/24/2016	2/24/2016	2/24/2016	2/23/2016
		Sample Type:	Field Sample	Field Sample	Field Sample	Field Sample	Field Sample
Method	Analyte	Units	Qualified Result	Qualified Result	Qualified Result	Qualified Result	Qualified Result
8270D	1,1'-Biphenyl	ug/Kg	8900 U	2100 U	18000 U	19000 U	20000 U
8270D	1,2,4,5-Tetrachlorobenzene	ug/Kg	160 U	39 U	330 U	340 U	360 U
8270D	1,4-Dioxane	ug/Kg	630 U	150 U	1300 U	1300 U	1400 U
8270D	2,2'-Oxybis(1-chloropropane)	ug/Kg	160 U	38 U	320 U	330 U	350 U
8270D	2,3,4,6-Tetrachlorophenol	ug/Kg	120 U	28 U	240 U	240 U	260 U
8270D	2,4,5-Trichlorophenol	ug/Kg	180 U	44 U	380 U	390 U	410 U
8270D	2,4,6-Trichlorophenol	ug/Kg	150 U	36 U	310 U	320 U	340 U
8270D	2,4-Dichlorophenol	ug/Kg	180 U	44 U	380 U	390 U	410 U
8270D	2,4-Dimethylphenol	ug/Kg	230 U	55 U	470 U	490 U	510 U
8270D	2,4-Dinitrophenol	ug/Kg	4400 U	1000 U	8900 U	9200 U	9600 U
8270D	2,4-Dinitrotoluene	ug/Kg	260 U	62 U	530 U	540 U	570 U
8270D	2,6-Dinitrotoluene	ug/Kg	220 U	53 U	450 U	460 U	490 U
8270D	2-Chloronaphthalene	ug/Kg	180 U	44 U	380 U	390 U	410 U
8270D	2-Chlorophenol	ug/Kg	210 U	50 U	430 U	440 U	460 U
8270D	2-Methylnaphthalene	ug/Kg	200 U	**89 J**	410 U	420 U	440 U
8270D	2-Methylphenol	ug/Kg	140 U	34 U	290 U	300 U	310 U
8270D	2-Nitroaniline	ug/Kg	240 U	57 U	480 U	500 U	520 U
8270D	2-Nitrophenol	ug/Kg	220 U	52 U	440 U	450 U	480 U
8270D	3 & 4 Methylphenol	ug/Kg	230 U	54 U	460 U	480 U	500 U
8270D	3,3'-Dichlorobenzidine	ug/Kg	150 U	35 U	300 U	310 U	320 U
8270D	3-Nitroaniline	ug/Kg	240 U	58 U	490 U	510 U	530 U
8270D	4,6-Dinitro-2-methylphenol	ug/Kg	890 U	210 U	1800 U	1900 U	2000 U
8270D	4-Bromophenyl phenyl ether	ug/Kg	190 U	45 U	390 U	400 U	420 U
8270D	4-Chloro-3-methylphenol	ug/Kg	180 U	44 U	380 U	390 U	410 U
8270D	4-Chloroaniline	ug/Kg	270 U	65 U	560 U	580 U	600 U
8270D	4-Chlorophenyl phenyl ether	ug/Kg	230 U	55 U	470 U	490 U	510 U
8270D	4-Nitroaniline	ug/Kg	260 U	62 U	530 U	540 U	570 U
8270D	4-Nitrophenol	ug/Kg	1700 U	420 U	3500 U	3700 U	3800 U
8270D	Acenaphthene	ug/Kg	220 U	52 U	440 U	450 U	480 U
8270D	Acenaphthylene	ug/Kg	190 U	45 U	390 U	400 U	420 U
8270D	Acetophenone	ug/Kg	150 U	35 U	300 U	310 U	320 U
8270D	Anthracene	ug/Kg	**670 J**	**72 J**	270 U	280 U	**820 J**
8270D	Atrazine	ug/Kg	120 U	29 U	250 U	250 U	270 U
8270D	Benzaldehyde	ug/Kg	310 U	73 U	620 U	640 U	670 U
8270D	Benzo[a]anthracene	ug/Kg	**2200**	**260 J**	290 U	300 U	**2000 J**
8270D	Benzo[a]pyrene	ug/Kg	**1800**	**200 J**	560 U	580 U	**1500 J**
8270D	Benzo[b]fluoranthene	ug/Kg	**2500**	**250 J**	410 U	420 U	**2300 J**
8270D	Benzo[g,h,i]perylene	ug/Kg	**1000 J**	28 U	240 U	240 U	**1000 J**
8270D	Benzo[k]fluoranthene	ug/Kg	**980 J**	**120 J**	700 U	720 U	**1300 J**
8270D	Bis(2-chloroethoxy)methane	ug/Kg	210 U	49 U	420 U	430 U	450 U
8270D	Bis(2-chloroethyl)ether	ug/Kg	240 U	57 U	480 U	500 U	520 U
8270D	Bis(2-ethylhexyl) phthalate	ug/Kg	150 U	**60 J**	310 U	320 U	340 U
8270D	Butyl benzyl phthalate	ug/Kg	140 U	33 U	280 U	290 U	300 U
8270D	Caprolactam	ug/Kg	350 U	83 U	710 U	730 U	770 U
8270D	Carbazole	ug/Kg	**210 J**	38 U	320 U	330 U	**440 J**
8270D	Chrysene	ug/Kg	**2200**	**270 J**	230 U	**280 J**	**2400 J**
8270D	Dibenz(a,h)anthracene	ug/Kg	**340 J**	**52 J**	420 U	430 U	450 U
8270D	Dibenzofuran	ug/Kg	170 U	**55 J**	350 U	370 U	380 U

Table 3
Harbor Park Site, Norfolk, VA
Semivolatile Organic Compound Soil Sample Results

		Field Sample ID:	SB-17(0-1)	SB-17(6-7)	SB-18(0-1)	SB-18(4-5)	SD-01
		CLP Sample ID:	C0AE3	C0AE4	C0AE5	C0AE6	C0AA0
		Laboratory Sample ID:	680-122281-61	680-122281-62	680-122281-63	680-122281-64	680-122281-73
		Date Collected:	2/24/2016	2/24/2016	2/24/2016	2/24/2016	2/23/2016
		Sample Type:	Field Sample	Field Sample	Field Sample	Field Sample	Field Sample
Method	Analyte	Units	Qualified Result	Qualified Result	Qualified Result	Qualified Result	Qualified Result
8270D	Diethyl phthalate	ug/Kg	190 U	47 U	400 U	410 U	430 U
8270D	Dimethyl phthalate	ug/Kg	180 U	43 U	360 U	380 U	390 U
8270D	Di-n-butyl phthalate	ug/Kg	160 U	38 U	320 U	330 U	350 U
8270D	Di-n-octyl phthalate	ug/Kg	150 U	36 U	310 U	320 U	340 U
8270D	Fluoranthene	ug/Kg	**4900**	**400 J**	340 U	**500 J**	**4500**
8270D	Fluorene	ug/Kg	190 U	45 U	390 U	400 U	420 U
8270D	Hexachlorobenzene	ug/Kg	210 U	49 U	420 U	430 U	450 U
8270D	Hexachlorobutadiene	ug/Kg	190 U	45 U	390 U	400 U	420 U
8270D	Hexachlorocyclopentadiene	ug/Kg	220 U	52 U	440 U	450 U	480 U
8270D	Hexachloroethane	ug/Kg	150 U	35 U	300 U	310 U	320 U
8270D	Indeno[1,2,3-cd]pyrene	ug/Kg	**950 J**	**110 J**	300 U	310 U	**1000 J**
8270D	Isophorone	ug/Kg	170 U	42 U	350 U	370 U	380 U
8270D	Naphthalene	ug/Kg	160 U	**72 J**	320 U	330 U	350 U
8270D	Nitrobenzene	ug/Kg	140 U	33 U	280 U	290 U	300 U
8270D	N-Nitrosodi-n-propylamine	ug/Kg	170 U	40 U	340 U	350 U	370 U
8270D	N-Nitrosodiphenylamine	ug/Kg	170 U	42 U	350 U	370 U	380 U
8270D	Pentachlorophenol	ug/Kg	1700 U	420 U	3500 U	3700 U	3800 U
8270D	Phenanthrene	ug/Kg	**2700**	**290 J**	290 U	**380 J**	**2400 J**
8270D	Phenol	ug/Kg	180 U	43 U	360 U	380 U	390 U
8270D	Pyrene	ug/Kg	**4000**	**300 J**	290 U	**430 J**	**4600**

Detected results are presented in bold text.
ug/Kg = micrograms per kilogram
* = Result reported from dilution

Non-detected results are reported to the method detection llimit (MDL).
U = Not detected at the reported concentration.
J = The reported concentration is estimated.
UJ = The reported detection limit is estimated.
R = The reported result is rejected.

Table 3
Harbor Park Site, Norfolk, VA
Semivolatile Organic Compound Soil Sample Results

		Field Sample ID:	SD-02	SD-02-01	SD-03	SB-13(0-1)	SS-01
		CLP Sample ID:	C0AA1	C0AA2	C0AA3	C0AD5	C0AA4
		Laboratory Sample ID:	680-122281-74	680-122281-75	680-122281-76	680-122281-42	680-122281-91
		Date Collected:	2/23/2016	2/23/2016	2/23/2016	2/24/2016	2/24/2016
		Sample Type:	Field Sample	Field Duplicate of C0AA1	Field Sample	Field Sample	Field Sample
Method	Analyte	Units	Qualified Result	Qualified Result	Qualified Result	Qualified Result	Qualified Result
8270D	1,1'-Biphenyl	ug/Kg	2500 U	2500 U	3200 U	18000 U	2800 U
8270D	1,2,4,5-Tetrachlorobenzene	ug/Kg	46 U	46 U	58 U	330 U	52 U
8270D	1,4-Dioxane	ug/Kg	180 U	180 U	220 U	1300 U	200 U
8270D	2,2'-Oxybis(1-chloropropane)	ug/Kg	44 U	45 U	56 U	320 U	50 U
8270D	2,3,4,6-Tetrachlorophenol	ug/Kg	33 U	33 U	41 U	240 U	37 U
8270D	2,4,5-Trichlorophenol	ug/Kg	52 U	52 U	65 U	380 U	58 U
8270D	2,4,6-Trichlorophenol	ug/Kg	43 U	43 U	54 U	310 U	48 U
8270D	2,4-Dichlorophenol	ug/Kg	52 U	52 U	65 U	380 U	58 U
8270D	2,4-Dimethylphenol	ug/Kg	65 U	66 U	82 U	480 U	73 U
8270D	2,4-Dinitrophenol	ug/Kg	1200 U	1200 U	1500 U	9000 U	1400 U
8270D	2,4-Dinitrotoluene	ug/Kg	72 U	73 U	91 U	530 U	81 U
8270D	2,6-Dinitrotoluene	ug/Kg	62 U	63 U	78 U	450 U	70 U
8270D	2-Chloronaphthalene	ug/Kg	52 U	52 U	65 U	380 U	58 U
8270D	2-Chlorophenol	ug/Kg	59 U	60 U	74 U	430 U	66 U
8270D	2-Methylnaphthalene	ug/Kg	**150 J**	**99 J**	**170 J**	410 U	63 U
8270D	2-Methylphenol	ug/Kg	40 U	40 U	50 U	290 U	45 U
8270D	2-Nitroaniline	ug/Kg	67 U	67 U	84 U	490 U	75 U
8270D	2-Nitrophenol	ug/Kg	61 U	61 U	76 U	440 U	68 U
8270D	3 & 4 Methylphenol	ug/Kg	64 U	64 U	80 U	460 U	71 U
8270D	3,3'-Dichlorobenzidine	ug/Kg	41 U	42 U	52 U	300 U	47 U
8270D	3-Nitroaniline	ug/Kg	68 U	69 U	86 U	500 U	76 U
8270D	4,6-Dinitro-2-methylphenol	ug/Kg	250 U	250 U	320 U	1800 U	280 U
8270D	4-Bromophenyl phenyl ether	ug/Kg	53 U	54 U	67 U	390 U	60 U
8270D	4-Chloro-3-methylphenol	ug/Kg	52 U	52 U	65 U	380 U	58 U
8270D	4-Chloroaniline	ug/Kg	77 U	78 U	97 U	560 U	86 U
8270D	4-Chlorophenyl phenyl ether	ug/Kg	65 U	66 U	82 U	480 U	73 U
8270D	4-Nitroaniline	ug/Kg	72 U	73 U	91 U	530 U	81 U
8270D	4-Nitrophenol	ug/Kg	490 U	490 U	610 U	3600 U	550 U
8270D	Acenaphthene	ug/Kg	**88 J**	**160 J**	**650**	440 U	68 U
8270D	Acenaphthylene	ug/Kg	**160 J**	**190 J**	**89 J**	390 U	60 U
8270D	Acetophenone	ug/Kg	41 U	42 U	52 U	300 U	**61 J**
8270D	Anthracene	ug/Kg	**990**	**800**	**1300**	270 U	**43 J**
8270D	Atrazine	ug/Kg	34 U	34 U	43 U	250 U	38 U
8270D	Benzaldehyde	ug/Kg	86 U	87 U	110 U	630 U	**120 J**
8270D	Benzo[a]anthracene	ug/Kg	**1300**	**2000**	**3000**	290 U	**200 J**
8270D	Benzo[a]pyrene	ug/Kg	**1700**	**2200**	**2500**	560 U	**200 J**
8270D	Benzo[b]fluoranthene	ug/Kg	**3300**	**4100**	**3600**	410 U	**420 J**
8270D	Benzo[g,h,i]perylene	ug/Kg	**1100**	**1500**	**1600**	240 U	**210 J**
8270D	Benzo[k]fluoranthene	ug/Kg	**1200**	**1600**	**1700**	700 U	**150 J**
8270D	Bis(2-chloroethoxy)methane	ug/Kg	58 U	58 U	73 U	420 U	65 U
8270D	Bis(2-chloroethyl)ether	ug/Kg	67 U	67 U	84 U	490 U	75 U
8270D	Bis(2-ethylhexyl) phthalate	ug/Kg	**130 J**	**310 J**	**150 J**	310 U	**310 J**
8270D	Butyl benzyl phthalate	ug/Kg	38 U	39 U	48 U	280 U	43 U
8270D	Caprolactam	ug/Kg	98 U	98 U	120 U	710 U	110 U
8270D	Carbazole	ug/Kg	**270 J**	**350 J**	**600 J**	320 U	50 U
8270D	Chrysene	ug/Kg	**2100**	**2600**	**3000**	230 U	**310 J**
8270D	Dibenz(a,h)anthracene	ug/Kg	**420 J**	**520**	**530 J**	420 U	65 U
8270D	Dibenzofuran	ug/Kg	**150 J**	**130 J**	**330 J**	360 U	55 U

Table 3
Harbor Park Site, Norfolk, VA
Semivolatile Organic Compound Soil Sample Results

		Field Sample ID:	SD-02	SD-02-01	SD-03	SB-13(0-1)	SS-01
		CLP Sample ID:	C0AA1	C0AA2	C0AA3	C0AD5	C0AA4
		Laboratory Sample ID:	680-122281-74	680-122281-75	680-122281-76	680-122281-42	680-122281-91
		Date Collected:	2/23/2016	2/23/2016	2/23/2016	2/24/2016	2/24/2016
		Sample Type:	Field Sample	Field Duplicate of C0AA1	Field Sample	Field Sample	Field Sample
Method	Analyte	Units	Qualified Result	Qualified Result	Qualified Result	Qualified Result	Qualified Result
8270D	Diethyl phthalate	ug/Kg	55 U	55 U	69 U	400 U	61 U
8270D	Dimethyl phthalate	ug/Kg	50 U	51 U	63 U	370 U	56 U
8270D	Di-n-butyl phthalate	ug/Kg	44 U	45 U	56 U	320 U	**54 J**
8270D	Di-n-octyl phthalate	ug/Kg	43 U	43 U	54 U	310 U	48 U
8270D	Fluoranthene	ug/Kg	**2100 J**	**3600 J**	**7100**	350 U	**560**
8270D	Fluorene	ug/Kg	**140 J**	**150 J**	**480 J**	390 U	60 U
8270D	Hexachlorobenzene	ug/Kg	58 U	58 U	73 U	420 U	65 U
8270D	Hexachlorobutadiene	ug/Kg	53 U	54 U	67 U	390 U	60 U
8270D	Hexachlorocyclopentadiene	ug/Kg	61 U	61 U	76 U	440 U	68 U
8270D	Hexachloroethane	ug/Kg	41 U	42 U	52 U	300 U	47 U
8270D	Indeno[1,2,3-cd]pyrene	ug/Kg	**1100**	**1500**	**1800**	300 U	**180 J**
8270D	Isophorone	ug/Kg	49 U	49 U	61 U	360 U	55 U
8270D	Naphthalene	ug/Kg	**230 J**	**150 J**	**260 J**	320 U	50 U
8270D	Nitrobenzene	ug/Kg	38 U	39 U	48 U	280 U	43 U
8270D	N-Nitrosodi-n-propylamine	ug/Kg	47 U	48 U	59 U	350 U	53 U
8270D	N-Nitrosodiphenylamine	ug/Kg	49 U	49 U	61 U	360 U	55 U
8270D	Pentachlorophenol	ug/Kg	490 U	490 U	610 U	3600 U	550 U
8270D	Phenanthrene	ug/Kg	**1200**	**1900**	**4900**	290 U	**260 J**
8270D	Phenol	ug/Kg	50 U	51 U	63 U	370 U	56 U
8270D	Pyrene	ug/Kg	**3000**	**4700**	**5300**	290 U	**390 J**

Detected results are presented in bold text.
ug/Kg = micrograms per kilogram
* = Result reported from dilution

Non-detected results are reported to the method detection llimit (MDL).
U = Not detected at the reported concentration.
J = The reported concentration is estimated.
UJ = The reported detection limit is estimated.
R = The reported result is rejected.

Table 3
Harbor Park Site, Norfolk, VA
Semivolatile Organic Compound Soil Sample Results

		Field Sample ID:	SS-02	SB-19(1-2)	SB-20(0-1)	SB-20(4-5)	SB-13(9-10)
		CLP Sample ID:	C0AA5	C0AE7	C0AE9	C0AF0	C0AD6
		Laboratory Sample ID:	680-122281-92	680-122281-108	680-122281-109	680-122281-110	680-122281-43
		Date Collected:	2/24/2016	2/24/2016	2/24/2016	2/24/2016	2/24/2016
		Sample Type:	Field Sample	Field Sample	Field Sample	Field Sample	Field Sample
Method	Analyte	Units	Qualified Result	Qualified Result	Qualified Result	Qualified Result	Qualified Result
8270D	1,1'-Biphenyl	ug/Kg	2000 U	1800 U	9000 U	2000 U	2200 U
8270D	1,2,4,5-Tetrachlorobenzene	ug/Kg	36 U	33 U	160 U	36 U	40 U
8270D	1,4-Dioxane	ug/Kg	140 U	130 U	640 U	140 U	150 U
8270D	2,2'-Oxybis(1-chloropropane)	ug/Kg	35 U	32 U	160 U	35 U	38 U
8270D	2,3,4,6-Tetrachlorophenol	ug/Kg	25 U	24 U	120 U	26 U	28 U
8270D	2,4,5-Trichlorophenol	ug/Kg	40 U	38 U	190 U	41 U	45 U
8270D	2,4,6-Trichlorophenol	ug/Kg	34 U	31 U	150 U	34 U	37 U
8270D	2,4-Dichlorophenol	ug/Kg	40 U	38 U	190 U	41 U	45 U
8270D	2,4-Dimethylphenol	ug/Kg	51 U	47 U	230 U	52 U	56 U
8270D	2,4-Dinitrophenol	ug/Kg	960 U	890 U	4400 U	970 U	1100 U
8270D	2,4-Dinitrotoluene	ug/Kg	57 U	53 U	260 U	57 U	63 U
8270D	2,6-Dinitrotoluene	ug/Kg	49 U	45 U	220 U	49 U	54 U
8270D	2-Chloronaphthalene	ug/Kg	40 U	38 U	190 U	41 U	45 U
8270D	2-Chlorophenol	ug/Kg	46 U	43 U	210 U	47 U	51 U
8270D	2-Methylnaphthalene	ug/Kg	44 U	**920**	200 U	45 U	**49 J**
8270D	2-Methylphenol	ug/Kg	31 U	29 U	140 U	32 U	35 U
8270D	2-Nitroaniline	ug/Kg	52 U	48 U	240 U	53 U	58 U
8270D	2-Nitrophenol	ug/Kg	47 U	44 U	220 U	48 U	53 U
8270D	3 & 4 Methylphenol	ug/Kg	50 U	46 U	230 U	50 U	55 U
8270D	3,3'-Dichlorobenzidine	ug/Kg	32 U	30 U	150 U	33 U	36 U
8270D	3-Nitroaniline	ug/Kg	53 U	50 U	240 U	54 U	59 U
8270D	4,6-Dinitro-2-methylphenol	ug/Kg	200 U	180 U	900 U	200 U	220 U
8270D	4-Bromophenyl phenyl ether	ug/Kg	42 U	39 U	190 U	42 U	46 U
8270D	4-Chloro-3-methylphenol	ug/Kg	40 U	38 U	190 U	41 U	45 U
8270D	4-Chloroaniline	ug/Kg	60 U	56 U	280 U	61 U	67 U
8270D	4-Chlorophenyl phenyl ether	ug/Kg	51 U	47 U	230 U	52 U	56 U
8270D	4-Nitroaniline	ug/Kg	57 U	53 U	260 U	57 U	63 U
8270D	4-Nitrophenol	ug/Kg	380 U	360 U	1700 U	390 U	420 U
8270D	Acenaphthene	ug/Kg	47 U	**440**	220 U	**190 J**	53 U
8270D	Acenaphthylene	ug/Kg	42 U	**55 J**	190 U	**65 J**	46 U
8270D	Acetophenone	ug/Kg	32 U	30 U	150 U	33 U	36 U
8270D	Anthracene	ug/Kg	29 U	**790**	130 U	**410**	**170 J**
8270D	Atrazine	ug/Kg	27 U	25 U	120 U	27 U	29 U
8270D	Benzaldehyde	ug/Kg	67 U	62 U	310 U	68 U	74 U
8270D	Benzo[a]anthracene	ug/Kg	31 U	**1200**	**200 J**	**1100**	**210 J**
8270D	Benzo[a]pyrene	ug/Kg	60 U	**1100**	280 U	**1000**	**160 J**
8270D	Benzo[b]fluoranthene	ug/Kg	44 U	**1400**	**260 J**	**1300**	**220 J**
8270D	Benzo[g,h,i]perylene	ug/Kg	25 U	**680**	**170 J**	**580**	**120 J**
8270D	Benzo[k]fluoranthene	ug/Kg	75 U	**650**	340 U	**560**	**99 J**
8270D	Bis(2-chloroethoxy)methane	ug/Kg	45 U	42 U	210 U	46 U	50 U
8270D	Bis(2-chloroethyl)ether	ug/Kg	52 U	48 U	240 U	53 U	58 U
8270D	Bis(2-ethylhexyl) phthalate	ug/Kg	**54 J**	**2500**	150 U	34 U	**57 J**
8270D	Butyl benzyl phthalate	ug/Kg	30 U	28 U	140 U	30 U	33 U
8270D	Caprolactam	ug/Kg	76 U	71 U	350 U	77 U	85 U
8270D	Carbazole	ug/Kg	35 U	**400**	160 U	**170 J**	38 U
8270D	Chrysene	ug/Kg	**35 J**	**1200**	**250 J**	**1200**	**240 J**
8270D	Dibenz(a,h)anthracene	ug/Kg	45 U	42 U	210 U	**200 J**	50 U
8270D	Dibenzofuran	ug/Kg	38 U	**730**	170 U	**130 J**	**62 J**

Table 3
Harbor Park Site, Norfolk, VA
Semivolatile Organic Compound Soil Sample Results

		Field Sample ID:	SS-02	SB-19(1-2)	SB-20(0-1)	SB-20(4-5)	SB-13(9-10)
		CLP Sample ID:	C0AA5	C0AE7	C0AE9	C0AF0	C0AD6
		Laboratory Sample ID:	680-122281-92	680-122281-108	680-122281-109	680-122281-110	680-122281-43
		Date Collected:	2/24/2016	2/24/2016	2/24/2016	2/24/2016	2/24/2016
		Sample Type:	Field Sample	Field Sample	Field Sample	Field Sample	Field Sample
Method	Analyte	Units	Qualified Result	Qualified Result	Qualified Result	Qualified Result	Qualified Result
8270D	Diethyl phthalate	ug/Kg	43 U	40 U	200 U	43 U	47 U
8270D	Dimethyl phthalate	ug/Kg	39 U	37 U	180 U	40 U	44 U
8270D	Di-n-butyl phthalate	ug/Kg	35 U	32 U	160 U	35 U	38 U
8270D	Di-n-octyl phthalate	ug/Kg	34 U	31 U	150 U	34 U	37 U
8270D	Fluoranthene	ug/Kg	**59 J**	**3500**	**450 J**	**2700**	**720**
8270D	Fluorene	ug/Kg	42 U	**790**	190 U	**210 J**	**73 J**
8270D	Hexachlorobenzene	ug/Kg	45 U	42 U	210 U	46 U	50 U
8270D	Hexachlorobutadiene	ug/Kg	42 U	39 U	190 U	42 U	46 U
8270D	Hexachlorocyclopentadiene	ug/Kg	47 U	44 U	220 U	48 U	53 U
8270D	Hexachloroethane	ug/Kg	32 U	30 U	150 U	33 U	36 U
8270D	Indeno[1,2,3-cd]pyrene	ug/Kg	32 U	**640**	**170 J**	**640**	**100 J**
8270D	Isophorone	ug/Kg	38 U	36 U	170 U	39 U	42 U
8270D	Naphthalene	ug/Kg	35 U	**4600**	**230 J**	**75 J**	**74 J**
8270D	Nitrobenzene	ug/Kg	30 U	28 U	140 U	30 U	33 U
8270D	N-Nitrosodi-n-propylamine	ug/Kg	37 U	34 U	170 U	38 U	41 U
8270D	N-Nitrosodiphenylamine	ug/Kg	38 U	36 U	170 U	39 U	42 U
8270D	Pentachlorophenol	ug/Kg	380 U	360 U	1700 U	390 U	420 U
8270D	Phenanthrene	ug/Kg	**33 J**	**3100**	**420 J**	**2000**	**490**
8270D	Phenol	ug/Kg	39 U	37 U	180 U	40 U	44 U
8270D	Pyrene	ug/Kg	**45 J**	**2400**	**350 J**	**2200**	**480**

Detected results are presented in bold text.
ug/Kg = micrograms per kilogram
* = Result reported from dilution

Non-detected results are reported to the method detection llimit (MDL).
U = Not detected at the reported concentration.
J = The reported concentration is estimated.
UJ = The reported detection limit is estimated.
R = The reported result is rejected.

Table 3
Harbor Park Site, Norfolk, VA
Semivolatile Organic Compound Soil Sample Results

		Field Sample ID:	SB-21(0-1)	SB-21(8-9)	SB-22(0-1)	SB-22(4-5)	SB-14(8-9)
		CLP Sample ID:	C0AF1	C0AF2	C0AF3	C0AF4	C0AD7
		Laboratory Sample ID:	680-122281-111	680-122281-112	680-122281-113	680-122281-114	680-122281-44
		Date Collected:	2/24/2016	2/24/2016	2/24/2016	2/24/2016	2/24/2016
		Sample Type:	Field Sample	Field Sample	Field Sample	Field Sample	Field Sample
Method	Analyte	Units	Qualified Result	Qualified Result	Qualified Result	Qualified Result	Qualified Result
8270D	1,1'-Biphenyl	ug/Kg	1800 U	10000 U	2100 U	9500 U	1900 U
8270D	1,2,4,5-Tetrachlorobenzene	ug/Kg	33 U	190 U	38 U	170 U	35 U
8270D	1,4-Dioxane	ug/Kg	130 U	730 U	150 U	670 U	140 U
8270D	2,2'-Oxybis(1-chloropropane)	ug/Kg	32 U	180 U	37 U	170 U	34 U
8270D	2,3,4,6-Tetrachlorophenol	ug/Kg	23 U	130 U	27 U	120 U	25 U
8270D	2,4,5-Trichlorophenol	ug/Kg	37 U	210 U	43 U	200 U	39 U
8270D	2,4,6-Trichlorophenol	ug/Kg	31 U	180 U	35 U	160 U	33 U
8270D	2,4-Dichlorophenol	ug/Kg	37 U	210 U	43 U	200 U	39 U
8270D	2,4-Dimethylphenol	ug/Kg	47 U	270 U	54 U	250 U	50 U
8270D	2,4-Dinitrophenol	ug/Kg	880 U	5100 U	1000 U	4600 U	930 U
8270D	2,4-Dinitrotoluene	ug/Kg	52 U	300 U	60 U	270 U	55 U
8270D	2,6-Dinitrotoluene	ug/Kg	44 U	260 U	51 U	240 U	47 U
8270D	2-Chloronaphthalene	ug/Kg	37 U	210 U	43 U	200 U	39 U
8270D	2-Chlorophenol	ug/Kg	42 U	240 U	49 U	220 U	45 U
8270D	2-Methylnaphthalene	ug/Kg	**40 J**	230 U	46 U	210 U	43 U
8270D	2-Methylphenol	ug/Kg	29 U	170 U	33 U	150 U	30 U
8270D	2-Nitroaniline	ug/Kg	48 U	280 U	55 U	250 U	51 U
8270D	2-Nitrophenol	ug/Kg	43 U	250 U	50 U	230 U	46 U
8270D	3 & 4 Methylphenol	ug/Kg	46 U	260 U	52 U	240 U	48 U
8270D	3,3'-Dichlorobenzidine	ug/Kg	30 U	170 U	34 U	160 U	32 U
8270D	3-Nitroaniline	ug/Kg	49 U	280 U	56 U	260 U	52 U
8270D	4,6-Dinitro-2-methylphenol	ug/Kg	180 U	1000 U	210 U	950 U	190 U
8270D	4-Bromophenyl phenyl ether	ug/Kg	38 U	220 U	44 U	200 U	41 U
8270D	4-Chloro-3-methylphenol	ug/Kg	37 U	210 U	43 U	200 U	39 U
8270D	4-Chloroaniline	ug/Kg	55 U	320 U	63 U	290 U	59 U
8270D	4-Chlorophenyl phenyl ether	ug/Kg	47 U	270 U	54 U	250 U	50 U
8270D	4-Nitroaniline	ug/Kg	52 U	300 U	60 U	270 U	55 U
8270D	4-Nitrophenol	ug/Kg	350 U	2000 U	400 U	1800 U	370 U
8270D	Acenaphthene	ug/Kg	43 U	250 U	50 U	230 U	46 U
8270D	Acenaphthylene	ug/Kg	38 U	220 U	44 U	200 U	41 U
8270D	Acetophenone	ug/Kg	30 U	170 U	34 U	160 U	32 U
8270D	Anthracene	ug/Kg	**58 J**	150 U	**38 J**	**240 J**	28 U
8270D	Atrazine	ug/Kg	24 U	140 U	28 U	130 U	26 U
8270D	Benzaldehyde	ug/Kg	61 U	360 U	71 U	320 U	65 U
8270D	Benzo[a]anthracene	ug/Kg	**170 J**	170 U	**160 J**	**730 J**	**49 J**
8270D	Benzo[a]pyrene	ug/Kg	**200 J**	320 U	**210 J**	**670 J**	59 U
8270D	Benzo[b]fluoranthene	ug/Kg	**220 J**	230 U	**280 J**	**900 J**	**66 J**
8270D	Benzo[g,h,i]perylene	ug/Kg	23 U	130 U	**150 J**	**450 J**	**36 J**
8270D	Benzo[k]fluoranthene	ug/Kg	**180 J**	400 U	**130 J**	**390 J**	73 U
8270D	Bis(2-chloroethoxy)methane	ug/Kg	41 U	240 U	47 U	220 U	44 U
8270D	Bis(2-chloroethyl)ether	ug/Kg	48 U	280 U	55 U	250 U	51 U
8270D	Bis(2-ethylhexyl) phthalate	ug/Kg	**44 J**	180 U	**140 J**	160 U	33 U
8270D	Butyl benzyl phthalate	ug/Kg	28 U	160 U	32 U	150 U	29 U
8270D	Caprolactam	ug/Kg	70 U	400 U	80 U	370 U	74 U
8270D	Carbazole	ug/Kg	32 U	180 U	37 U	170 U	34 U
8270D	Chrysene	ug/Kg	**270 J**	130 U	**220 J**	**770 J**	**70 J**
8270D	Dibenz(a,h)anthracene	ug/Kg	41 U	240 U	47 U	220 U	44 U
8270D	Dibenzofuran	ug/Kg	35 U	200 U	40 U	180 U	37 U

Table 3
Harbor Park Site, Norfolk, VA
Semivolatile Organic Compound Soil Sample Results

		Field Sample ID:	SB-21(0-1)	SB-21(8-9)	SB-22(0-1)	SB-22(4-5)	SB-14(8-9)
		CLP Sample ID:	C0AF1	C0AF2	C0AF3	C0AF4	C0AD7
		Laboratory Sample ID:	680-122281-111	680-122281-112	680-122281-113	680-122281-114	680-122281-44
		Date Collected:	2/24/2016	2/24/2016	2/24/2016	2/24/2016	2/24/2016
		Sample Type:	Field Sample	Field Sample	Field Sample	Field Sample	Field Sample
Method	Analyte	Units	Qualified Result	Qualified Result	Qualified Result	Qualified Result	Qualified Result
8270D	Diethyl phthalate	ug/Kg	39 U	230 U	45 U	210 U	42 U
8270D	Dimethyl phthalate	ug/Kg	36 U	210 U	41 U	190 U	38 U
8270D	Di-n-butyl phthalate	ug/Kg	32 U	180 U	37 U	170 U	34 U
8270D	Di-n-octyl phthalate	ug/Kg	31 U	180 U	35 U	160 U	33 U
8270D	Fluoranthene	ug/Kg	**390**	200 U	**330 J**	**1600 J**	**110 J**
8270D	Fluorene	ug/Kg	38 U	220 U	44 U	200 U	41 U
8270D	Hexachlorobenzene	ug/Kg	41 U	240 U	47 U	220 U	44 U
8270D	Hexachlorobutadiene	ug/Kg	38 U	220 U	44 U	200 U	41 U
8270D	Hexachlorocyclopentadiene	ug/Kg	43 U	250 U	50 U	230 U	46 U
8270D	Hexachloroethane	ug/Kg	30 U	170 U	34 U	160 U	32 U
8270D	Indeno[1,2,3-cd]pyrene	ug/Kg	30 U	170 U	**140 J**	**380 J**	32 U
8270D	Isophorone	ug/Kg	35 U	200 U	40 U	180 U	37 U
8270D	Naphthalene	ug/Kg	**43 J**	**450 J**	37 U	170 U	34 U
8270D	Nitrobenzene	ug/Kg	28 U	160 U	32 U	150 U	29 U
8270D	N-Nitrosodi-n-propylamine	ug/Kg	34 U	200 U	39 U	180 U	36 U
8270D	N-Nitrosodiphenylamine	ug/Kg	35 U	200 U	40 U	180 U	37 U
8270D	Pentachlorophenol	ug/Kg	350 U	2000 U	400 U	1800 U	370 U
8270D	Phenanthrene	ug/Kg	**260 J**	170 U	**150 J**	**830 J**	**100 J**
8270D	Phenol	ug/Kg	36 U	210 U	41 U	190 U	38 U
8270D	Pyrene	ug/Kg	**310 J**	170 U	**270 J**	**1400 J**	**86 J**

Detected results are presented in bold text.
ug/Kg = micrograms per kilogram
* = Result reported from dilution

Non-detected results are reported to the method detection llimit (MDL).
U = Not detected at the reported concentration.
J = The reported concentration is estimated.
UJ = The reported detection limit is estimated.
R = The reported result is rejected.

Table 3
Harbor Park Site, Norfolk, VA
Semivolatile Organic Compound Soil Sample Results

		Field Sample ID:	SB-14(0-1)	SB-15(0-1)	SB-15(8-9)		
		CLP Sample ID:	C0AD8	C0AD9	C0AE0		
		Laboratory Sample ID:	680-122281-45	680-122281-46	680-122281-47		
		Date Collected:	2/24/2016	2/24/2016	2/24/2016		
		Sample Type:	Field Sample	Field Sample	Field Sample		
Method	Analyte	Units	Qualified Result	Qualified Result	Qualified Result		
8270D	1,1'-Biphenyl	ug/Kg	19000 U	2000 U	2200 U		
8270D	1,2,4,5-Tetrachlorobenzene	ug/Kg	350 U	37 U	40 U		
8270D	1,4-Dioxane	ug/Kg	1400 U	140 U	160 U		
8270D	2,2'-Oxybis(1-chloropropane)	ug/Kg	340 U	36 U	39 U		
8270D	2,3,4,6-Tetrachlorophenol	ug/Kg	250 U	26 U	29 U		
8270D	2,4,5-Trichlorophenol	ug/Kg	400 U	42 U	46 U		
8270D	2,4,6-Trichlorophenol	ug/Kg	330 U	35 U	38 U		
8270D	2,4-Dichlorophenol	ug/Kg	400 U	42 U	46 U		
8270D	2,4-Dimethylphenol	ug/Kg	500 U	53 U	57 U		
8270D	2,4-Dinitrophenol	ug/Kg	9500 U	1000 U	1100 U		
8270D	2,4-Dinitrotoluene	ug/Kg	560 U	59 U	64 U		
8270D	2,6-Dinitrotoluene	ug/Kg	480 U	50 U	55 U		
8270D	2-Chloronaphthalene	ug/Kg	400 U	42 U	46 U		
8270D	2-Chlorophenol	ug/Kg	460 U	48 U	52 U		
8270D	2-Methylnaphthalene	ug/Kg	430 U	46 U	**69 J**		
8270D	2-Methylphenol	ug/Kg	310 U	32 U	35 U		
8270D	2-Nitroaniline	ug/Kg	510 U	54 U	59 U		
8270D	2-Nitrophenol	ug/Kg	470 U	49 U	53 U		
8270D	3 & 4 Methylphenol	ug/Kg	490 U	52 U	**80 J**		
8270D	3,3'-Dichlorobenzidine	ug/Kg	320 U	34 U	36 U		
8270D	3-Nitroaniline	ug/Kg	530 U	55 U	60 U		
8270D	4,6-Dinitro-2-methylphenol	ug/Kg	1900 U	200 U	220 U		
8270D	4-Bromophenyl phenyl ether	ug/Kg	410 U	43 U	47 U		
8270D	4-Chloro-3-methylphenol	ug/Kg	400 U	42 U	46 U		
8270D	4-Chloroaniline	ug/Kg	590 U	62 U	68 U		
8270D	4-Chlorophenyl phenyl ether	ug/Kg	500 U	53 U	57 U		
8270D	4-Nitroaniline	ug/Kg	560 U	59 U	64 U		
8270D	4-Nitrophenol	ug/Kg	3800 U	400 U	430 U		
8270D	Acenaphthene	ug/Kg	470 U	**100 J**	**70 J**		
8270D	Acenaphthylene	ug/Kg	410 U	**56 J**	**99 J**		
8270D	Acetophenone	ug/Kg	320 U	34 U	36 U		
8270D	Anthracene	ug/Kg	290 U	**190 J**	**240 J**		
8270D	Atrazine	ug/Kg	260 U	28 U	30 U		
8270D	Benzaldehyde	ug/Kg	660 U	70 U	75 U		
8270D	Benzo[a]anthracene	ug/Kg	310 U	**570**	**670**		
8270D	Benzo[a]pyrene	ug/Kg	590 U	**540**	**620**		
8270D	Benzo[b]fluoranthene	ug/Kg	430 U	**800**	**790**		
8270D	Benzo[g,h,i]perylene	ug/Kg	250 U	**360 J**	**430**		
8270D	Benzo[k]fluoranthene	ug/Kg	740 U	**290 J**	**370 J**		
8270D	Bis(2-chloroethoxy)methane	ug/Kg	450 U	47 U	51 U		
8270D	Bis(2-chloroethyl)ether	ug/Kg	510 U	54 U	59 U		
8270D	Bis(2-ethylhexyl) phthalate	ug/Kg	330 U	**51 J**	38 U		
8270D	Butyl benzyl phthalate	ug/Kg	300 U	31 U	34 U		
8270D	Caprolactam	ug/Kg	750 U	79 U	86 U		
8270D	Carbazole	ug/Kg	340 U	**110 J**	**100 J**		
8270D	Chrysene	ug/Kg	240 U	**620**	**720**		
8270D	Dibenz(a,h)anthracene	ug/Kg	450 U	**110 J**	**140 J**		
8270D	Dibenzofuran	ug/Kg	380 U	**52 J**	**65 J**		

Table 3
Harbor Park Site, Norfolk, VA
Semivolatile Organic Compound Soil Sample Results

		Field Sample ID:	SB-14(0-1)	SB-15(0-1)	SB-15(8-9)		
		CLP Sample ID:	C0AD8	C0AD9	C0AE0		
		Laboratory Sample ID:	680-122281-45	680-122281-46	680-122281-47		
		Date Collected:	2/24/2016	2/24/2016	2/24/2016		
		Sample Type:	Field Sample	Field Sample	Field Sample		
Method	Analyte	Units	Qualified Result	Qualified Result	Qualified Result		
8270D	Diethyl phthalate	ug/Kg	420 U	44 U	48 U		
8270D	Dimethyl phthalate	ug/Kg	390 U	41 U	44 U		
8270D	Di-n-butyl phthalate	ug/Kg	340 U	36 U	39 U		
8270D	Di-n-octyl phthalate	ug/Kg	330 U	35 U	38 U		
8270D	Fluoranthene	ug/Kg	370 U	**1200**	**1600**		
8270D	Fluorene	ug/Kg	410 U	**71 J**	**100 J**		
8270D	Hexachlorobenzene	ug/Kg	450 U	47 U	51 U		
8270D	Hexachlorobutadiene	ug/Kg	410 U	43 U	47 U		
8270D	Hexachlorocyclopentadiene	ug/Kg	470 U	49 U	53 U		
8270D	Hexachloroethane	ug/Kg	320 U	34 U	36 U		
8270D	Indeno[1,2,3-cd]pyrene	ug/Kg	320 U	**380 J**	**430**		
8270D	Isophorone	ug/Kg	380 U	40 U	43 U		
8270D	Naphthalene	ug/Kg	340 U	**49 J**	**92 J**		
8270D	Nitrobenzene	ug/Kg	300 U	31 U	34 U		
8270D	N-Nitrosodi-n-propylamine	ug/Kg	370 U	38 U	42 U		
8270D	N-Nitrosodiphenylamine	ug/Kg	380 U	40 U	43 U		
8270D	Pentachlorophenol	ug/Kg	3800 U	400 U	430 U		
8270D	Phenanthrene	ug/Kg	310 U	**750**	**1100**		
8270D	Phenol	ug/Kg	390 U	41 U	44 U		
8270D	Pyrene	ug/Kg	310 U	**910**	**1200**		

Detected results are presented in bold text.
ug/Kg = micrograms per kilogram
* = Result reported from dilution

Non-detected results are reported to the method detection llimit (MDL).
U = Not detected at the reported concentration.
J = The reported concentration is estimated.
UJ = The reported detection limit is estimated.
R = The reported result is rejected.

Table 4
Harbor Park Site, Norfolk, VA
Semivolatile Organic Compound Water Sample Results

		Field Sample ID:	FB-01	RB-02-02	RB-01-02		
		CLP Sample ID:	C0AF8	C0AF7	C0AD3		
		Laboratory Sample ID:	680-122281-48	680-122281-65	680-122281-81		
		Date Collected:	2/24/2016	2/24/2016	2/23/2016		
		Sample Type:	Field Blank	Rinsate Blank	Rinsate Blank		
Method	Analyte	Units	Qualified Result	Qualified Result	Qualified Result		
8270D	1,1'-Biphenyl	ug/L	0.63 U	0.71 U	0.57 U		
8270D	1,2,4,5-Tetrachlorobenzene	ug/L	0.82 U	0.93 U	0.75 U		
8270D	1,4-Dioxane	ug/L	3.7 U	4.2 U	3.4 U		
8270D	2,2'-Oxybis(1-chloropropane)	ug/L	0.84 U	0.95 U	0.77 U		
8270D	2,3,4,6-Tetrachlorophenol	ug/L	0.78 U	0.88 U	0.71 U		
8270D	2,4,5-Trichlorophenol	ug/L	1.3 U	1.5 U	1.2 U		
8270D	2,4,6-Trichlorophenol	ug/L	0.92 U	1.0 U	0.84 U		
8270D	2,4-Dichlorophenol	ug/L	1.2 U	1.3 U	1.1 U		
8270D	2,4-Dimethylphenol	ug/L	4.3 U	4.9 U	3.9 U		
8270D	2,4-Dinitrophenol	ug/L	11 U	12 U	9.9 U		
8270D	2,4-Dinitrotoluene	ug/L	1.3 U	1.5 U	1.2 U		
8270D	2,6-Dinitrotoluene	ug/L	1.2 U	1.3 U	1.1 U		
8270D	2-Chloronaphthalene	ug/L	0.86 U	0.98 U	0.79 U		
8270D	2-Chlorophenol	ug/L	0.94 U	1.1 U	0.86 U		
8270D	2-Methylnaphthalene	ug/L	0.84 U	0.95 U	0.77 U		
8270D	2-Methylphenol	ug/L	0.96 U	1.1 U	0.88 U		
8270D	2-Nitroaniline	ug/L	1.4 U	1.6 U	1.3 U		
8270D	2-Nitrophenol	ug/L	0.82 U	0.93 U	0.75 U		
8270D	3 & 4 Methylphenol	ug/L	1.4 U	1.6 U	1.3 U		
8270D	3,3'-Dichlorobenzidine	ug/L	32 U	37 U	30 U		
8270D	3-Nitroaniline	ug/L	5.4 U	6.1 U	4.9 U		
8270D	4,6-Dinitro-2-methylphenol	ug/L	11 U	12 U	9.9 U		
8270D	4-Bromophenyl phenyl ether	ug/L	0.83 U	0.94 U	0.76 U		
8270D	4-Chloro-3-methylphenol	ug/L	**1.8 J**	**1.8 J**	**1.4 J**		
8270D	4-Chloroaniline	ug/L	2.4 U	2.7 U	2.2 U		
8270D	4-Chlorophenyl phenyl ether	ug/L	0.91 U	1.0 U	0.83 U		
8270D	4-Nitroaniline	ug/L	5.4 U	6.1 U	4.9 U		
8270D	4-Nitrophenol	ug/L	2.0 U	2.3 U	1.9 U		
8270D	Acenaphthene	ug/L	0.82 U	0.93 U	0.75 U		
8270D	Acenaphthylene	ug/L	0.92 U	1.0 U	0.84 U		
8270D	Acetophenone	ug/L	0.61 U	0.70 U	0.56 U		
8270D	Anthracene	ug/L	0.74 U	0.84 U	0.68 U		
8270D	Atrazine	ug/L	1.3 U	1.5 U	1.2 U		
8270D	Benzaldehyde	ug/L	1.2 U	1.3 U	1.1 U		
8270D	Benzo[a]anthracene	ug/L	0.59 U	0.67 U	0.54 U		
8270D	Benzo[a]pyrene	ug/L	0.77 U	0.87 U	0.70 U		
8270D	Benzo[b]fluoranthene	ug/L	2.8 U	3.2 U	2.6 U		
8270D	Benzo[g,h,i]perylene	ug/L	0.94 U	1.1 U	0.86 U		
8270D	Benzo[k]fluoranthene	ug/L	1.3 U	1.5 U	1.2 U		
8270D	Bis(2-chloroethoxy)methane	ug/L	1.0 U	1.2 U	0.93 U		
8270D	Bis(2-chloroethyl)ether	ug/L	1.2 U	1.3 U	1.1 U		
8270D	Bis(2-ethylhexyl) phthalate	ug/L	1.7 U	2.0 U	1.6 U		
8270D	Butyl benzyl phthalate	ug/L	1.3 U	1.5 U	1.2 U		
8270D	Caprolactam	ug/L	0.85 U	0.97 U	0.78 U		
8270D	Carbazole	ug/L	0.77 U	0.87 U	0.70 U		
8270D	Chrysene	ug/L	0.55 U	0.62 U	0.50 U		
8270D	Dibenz(a,h)anthracene	ug/L	1.1 U	1.2 U	0.99 U		
8270D	Dibenzofuran	ug/L	0.85 U	0.97 U	0.78 U		

Table 4
Harbor Park Site, Norfolk, VA
Semivolatile Organic Compound Water Sample Results

		Field Sample ID:	FB-01	RB-02-02	RB-01-02		
		CLP Sample ID:	C0AF8	C0AF7	C0AD3		
		Laboratory Sample ID:	680-122281-48	680-122281-65	680-122281-81		
		Date Collected:	2/24/2016	2/24/2016	2/23/2016		
		Sample Type:	Field Blank	Rinsate Blank	Rinsate Blank		
Method	Analyte	Units	Qualified Result	Qualified Result	Qualified Result		
8270D	Diethyl phthalate	ug/L	0.95 U	1.1 U	0.87 U		
8270D	Dimethyl phthalate	ug/L	1.1 U	1.2 U	0.98 U		
8270D	Di-n-butyl phthalate	ug/L	0.89 U	1.0 U	0.82 U		
8270D	Di-n-octyl phthalate	ug/L	1.5 U	1.7 U	1.4 U		
8270D	Fluoranthene	ug/L	0.80 U	0.91 U	0.73 U		
8270D	Fluorene	ug/L	1.0 U	1.2 U	0.95 U		
8270D	Hexachlorobenzene	ug/L	0.85 U	0.97 U	0.78 U		
8270D	Hexachlorobutadiene	ug/L	0.67 U	0.76 U	0.61 U		
8270D	Hexachlorocyclopentadiene	ug/L	2.7 U	3.1 U	2.5 U		
8270D	Hexachloroethane	ug/L	0.82 U	0.93 U	0.75 U		
8270D	Indeno[1,2,3-cd]pyrene	ug/L	1.1 U	1.2 U	0.99 U		
8270D	Isophorone	ug/L	0.97 U	1.1 U	0.89 U		
8270D	Naphthalene	ug/L	0.75 U	0.86 U	0.69 U		
8270D	Nitrobenzene	ug/L	0.79 U	0.89 U	0.72 U		
8270D	N-Nitrosodi-n-propylamine	ug/L	0.78 U	0.88 U	0.71 U		
8270D	N-Nitrosodiphenylamine	ug/L	0.99 U	1.1 U	0.91 U		
8270D	Pentachlorophenol	ug/L	2.2 U	2.4 U	2.0 U		
8270D	Phenanthrene	ug/L	0.83 U	0.94 U	0.76 U		
8270D	Phenol	ug/L	0.89 U	1.0 U	0.82 U		
8270D	Pyrene	ug/L	0.68 U	0.77 U	0.62 U		

Detected results are presented in bold text.
ug/L = micrograms per liter

Non-detected results are reported to the method detection llimit (MDL).
U = Not detected at the reported concentration.
J = The reported concentration is estimated.
UJ = The reported detection limit is estimated.
R = The reported result is rejected.

Table 5
Harbor Park Site, Norfolk, VA
Polychlorinated Biphenyl Soil Sample Results

		Field Sample ID:	SS-01	SS-02			
		CLP Sample ID:	C0AA4	C0AA5			
		Laboratory Sample ID:	680-122281-91	680-122281-92			
		Date Collected:	2/24/2016	2/24/2016			
		Sample Type:	Field Sample	Field Sample			
Method	Analyte	Units	Qualified Result	Qualified Result			
8082A	PCB-1016	ug/Kg	19 U	13 U			
8082A	PCB-1221	ug/Kg	25 U	17 U			
8082A	PCB-1232	ug/Kg	8.8 U	6.0 U			
8082A	PCB-1242	ug/Kg	8.4 U	5.7 U			
8082A	PCB-1248	ug/Kg	14 U	9.4 U			
8082A	PCB-1254	ug/Kg	17 U	11 U			
8082A	PCB-1260	ug/Kg	16 U	11 U			
8082A	PCB-1262	ug/Kg	10 U	7.0 U			
8082A	PCB-1268	ug/Kg	9.3 U	6.3 U			

Detected results are presented in bold text.
ug/Kg = micrograms per kilogram

Non-detected results are reported to the method detection llimit (MDL).
U = Not detected at the reported concentration.
J = The reported concentration is estimated.
UJ = The reported detection limit is estimated.
R = The reported result is rejected.

Table 6
Harbor Park Site, Norfolk, VA
Metals Soil Sample Results

		Field Sample ID:	SB-12(0-1)	SB-12(10-12)	SB-12(10-12)-01	SB-13(0-1)	SB-13(9-10)
		CLP Sample ID:	MC0AC8	MC0AC9	MC0AD4	MC0AD5	MC0AD6
		Laboratory Sample ID:	680-122281-49	680-122281-50	680-122281-51	680-122281-52	680-122281-53
		Date Collected:	2/24/2016	2/24/2016	2/24/2016	2/24/2016	2/24/2016
		Sample Type:	Field Sample	Field Sample	Field Duplicate of MC0AC9	Field Sample	Field Sample
Method	Analyte	Units	Qualified Result	Qualified Result	Qualified Result	Qualified Result	Qualified Result
6010C	Aluminum	mg/Kg	**4700**	**5000**	**7400**	**8200**	**4900**
6010C	Antimony	mg/Kg	0.84 U	0.80 U	0.88 U	0.75 UJ	**5.1**
6010C	Arsenic	mg/Kg	**3.5**	**2.6**	**4.2**	**1.4 J**	**4.1**
6010C	Barium	mg/Kg	**40**	**34**	**24**	**80 J**	**42**
6010C	Beryllium	mg/Kg	**0.21 J**	**0.22 J**	**0.28 J**	**0.16 J**	**0.39 J**
6010C	Cadmium	mg/Kg	0.10 U	0.097 U	0.11 U	0.091 U	0.11 U
6010C	Calcium	mg/Kg	**1900**	**7400**	**6800**	**14000**	**9600**
6010C	Chromium	mg/Kg	**8.5**	**22**	**16**	**14 J**	**10**
6010C	Cobalt	mg/Kg	**1.5**	**1.8**	**1.4**	**5.5 J**	**3.2**
6010C	Copper	mg/Kg	**15**	**14**	**12**	**21**	**19**
6010C	Iron	mg/Kg	**6000**	**7400**	**12000**	**18000**	**8700**
6010C	Lead	mg/Kg	**17**	**17**	**24**	**9.6 J**	**110**
6010C	Magnesium	mg/Kg	**940**	**2800**	**2500**	**5800 J**	**2100**
6010C	Manganese	mg/Kg	**77**	**99**	**71**	**260 J**	**85**
6010C	Nickel	mg/Kg	**3.6 J**	**5.7**	**4.4**	**8.0 J**	**5.7**
6010C	Potassium	mg/Kg	**690**	**1100**	**870**	**3900 J**	**990**
6010C	Selenium	mg/Kg	0.99 U	0.95 U	1.0 U	0.89 U	1.1 U
6010C	Silver	mg/Kg	**0.24 J**	**0.13 J**	**0.067 J**	0.055 U	**0.078 J**
6010C	Sodium	mg/Kg	49 U	**140 J**	**400**	**52 J**	**980**
6010C	Thallium	mg/Kg	0.61 U	0.58 U	0.64 U	0.55 U	0.67 U
6010C	Vanadium	mg/Kg	**13**	**21**	**20**	**38 J**	**11**
6010C	Zinc	mg/Kg	**71**	**37**	**34**	**94 J**	**75**
7471B	Mercury	mg/Kg	**0.043**	**0.036**	**0.036**	0.0081 U	**0.19**

Detected results are presented in bold text.
mg/Kg = milligrams per kilogram

Non-detected results are reported to the method detection llimit (MDL).
U = Not detected at the reported concentration.
J = The reported concentration is estimated.
UJ = The reported detection limit is estimated.
J+ = Estimated with a high bias
J- = Estimated with a low bias
R = The reported result is rejected.

Table 6
Harbor Park Site, Norfolk, VA
Metals Soil Sample Results

		Field Sample ID:	SB-14(8-9)	SB-14(0-1)	SB-15(0-1)	SB-15(8-9)	SB-16(0-1)
		CLP Sample ID:	MC0AD7	MC0AD8	MC0AD9	MC0AE0	MC0AE1
		Laboratory Sample ID:	680-122281-54	680-122281-55	680-122281-56	680-122281-57	680-122281-66
		Date Collected:	2/24/2016	2/24/2016	2/24/2016	2/24/2016	2/24/2016
		Sample Type:	Field Sample	Field Sample	Field Sample	Field Sample	Field Sample
Method	Analyte	Units	Qualified Result	Qualified Result	Qualified Result	Qualified Result	Qualified Result
6010C	Aluminum	mg/Kg	**9200**	**7200**	**8700**	**6000**	**5700**
6010C	Antimony	mg/Kg	**3.7**	0.81 U	0.88 U	**3.3**	0.81 UJ
6010C	Arsenic	mg/Kg	**4.8**	**9.8**	**2.9**	**10**	**7.0**
6010C	Barium	mg/Kg	**110**	**77**	**43**	**76**	**140 J**
6010C	Beryllium	mg/Kg	**0.87**	**0.65**	**0.21 J**	**0.30 J**	**0.62**
6010C	Cadmium	mg/Kg	**0.23 J**	0.099 U	0.11 U	**0.22 J**	0.098 U
6010C	Calcium	mg/Kg	**51000**	**48000**	**3600**	**66000**	**33000**
6010C	Chromium	mg/Kg	**18**	**17**	**13**	**130**	**9.0 J**
6010C	Cobalt	mg/Kg	**1.7**	**3.1**	**1.2**	**7.9**	**3.5 J**
6010C	Copper	mg/Kg	**21**	**13**	**17**	**59**	**34**
6010C	Iron	mg/Kg	**8900**	**9600**	**12000**	**37000**	**10000**
6010C	Lead	mg/Kg	**130**	**13**	**53**	**260**	**85 J**
6010C	Magnesium	mg/Kg	**5000**	**3000**	**730**	**13000**	**3200 J**
6010C	Manganese	mg/Kg	**200**	**130**	**110**	**340**	**160 J**
6010C	Nickel	mg/Kg	**4.7**	**7.3**	**5.4**	**87**	**8.1 J**
6010C	Potassium	mg/Kg	**1400**	**1700**	**510**	**1400**	**1500 J**
6010C	Selenium	mg/Kg	**1.0 J**	**1.6 J**	1.0 U	1.1 U	0.95 U
6010C	Silver	mg/Kg	**0.15 J**	**0.10 J**	0.064 U	**0.26 J**	**0.14 J**
6010C	Sodium	mg/Kg	**970**	**340**	**71 J**	**2800**	**1700 J**
6010C	Thallium	mg/Kg	0.62 U	0.59 U	0.64 U	0.67 U	0.59 U
6010C	Vanadium	mg/Kg	**13**	**19**	**13**	**33**	**13 J**
6010C	Zinc	mg/Kg	**150**	**32**	**45**	**250**	**69 J**
7471B	Mercury	mg/Kg	**0.45**	**0.033**	**0.057**	**0.41**	**0.17**

Detected results are presented in bold text.
mg/Kg = milligrams per kilogram

Non-detected results are reported to the method detection llimit (MDL).
U = Not detected at the reported concentration.
J = The reported concentration is estimated.
UJ = The reported detection limit is estimated.
J+ = Estimated with a high bias
J- = Estimated with a low bias
R = The reported result is rejected.

Table 6
Harbor Park Site, Norfolk, VA
Metals Soil Sample Results

		Field Sample ID:	SB-16(8-10)	SB-17(0-1)	SB-17(6-7)	SB-18(0-1)	SB-18(4-5)
		CLP Sample ID:	MC0AE2	MC0AE3	MC0AE4	MC0AE5	MC0AE6
		Laboratory Sample ID:	680-122281-67	680-122281-68	680-122281-69	680-122281-70	680-122281-71
		Date Collected:	2/24/2016	2/24/2016	2/24/2016	2/24/2016	2/24/2016
		Sample Type:	Field Sample	Field Sample	Field Sample	Field Sample	Field Sample
Method	Analyte	Units	Qualified Result	Qualified Result	Qualified Result	Qualified Result	Qualified Result
6010C	Aluminum	mg/Kg	**3700 J**	**4300**	**7700**	**9800**	**2900**
6010C	Antimony	mg/Kg	0.81 UJ	0.79 UJ	0.90 UJ	0.78 UJ	0.79 UJ
6010C	Arsenic	mg/Kg	**3.2**	**2.9**	**4.9**	**1.4 J**	**2.5**
6010C	Barium	mg/Kg	**90 J**	**48 J**	**61 J**	**98 J**	**40 J**
6010C	Beryllium	mg/Kg	**0.25 J**	**0.32 J**	**0.44**	**0.17 J**	**0.18 J**
6010C	Cadmium	mg/Kg	0.099 U	0.096 U	0.11 U	0.095 U	0.096 U
6010C	Calcium	mg/Kg	**10000 J**	**7400**	**25000**	**6800**	**24000**
6010C	Chromium	mg/Kg	**10 J**	**6.1 J**	**10 J**	**15 J**	**5.5 J**
6010C	Cobalt	mg/Kg	**3.8 J**	**3.0 J**	**3.3 J**	**10 J**	**1.1 J**
6010C	Copper	mg/Kg	**21**	**34**	**56**	**42**	**18**
6010C	Iron	mg/Kg	**9600**	**12000**	**12000**	**21000**	**4900**
6010C	Lead	mg/Kg	**83 J**	**36 J**	**220 J**	**33 J**	**340 J**
6010C	Magnesium	mg/Kg	**3700 J**	**2200 J**	**1800 J**	**6600 J**	**1100 J**
6010C	Manganese	mg/Kg	**150 J**	**210 J**	**130 J**	**340 J**	**78 J**
6010C	Nickel	mg/Kg	**37 J**	**5.4 J**	**7.2 J**	**7.9 J**	**3.0 J**
6010C	Potassium	mg/Kg	**680 J**	**1700 J**	**1100 J**	**4200 J**	**430 J**
6010C	Selenium	mg/Kg	0.96 U	0.93 U	1.1 U	0.92 U	0.93 U
6010C	Silver	mg/Kg	**0.073 J**	0.058 U	**0.60 J**	**0.064 J**	**0.11 J**
6010C	Sodium	mg/Kg	**680 J**	**120 J**	**1400 J**	46 U	**210 J**
6010C	Thallium	mg/Kg	0.60 U	0.58 U	0.66 U	0.57 U	0.58 U
6010C	Vanadium	mg/Kg	**13 J**	**14 J**	**15 J**	**46 J**	**7.8 J**
6010C	Zinc	mg/Kg	**19 J**	**47 J**	**41 J**	**180 J**	**53 J**
7471B	Mercury	mg/Kg	**0.31 J+**	**0.10 J+**	**1.5 J+**	**0.023 J+**	**0.20 J+**

Detected results are presented in bold text.
mg/Kg = milligrams per kilogram

Non-detected results are reported to the method detection llimit (MDL).
U = Not detected at the reported concentration.
J = The reported concentration is estimated.
UJ = The reported detection limit is estimated.
J+ = Estimated with a high bias
J- = Estimated with a low bias
R = The reported result is rejected.

Table 6
Harbor Park Site, Norfolk, VA
Metals Soil Sample Results

		Field Sample ID:	SD-01	SD-02	SD-02-01	SD-03	SS-01
		CLP Sample ID:	MC0AA0	MC0AA1	MC0AA2	MC0AA3	MC0AA4
		Laboratory Sample ID:	680-122281-82	680-122281-83	680-122281-84	680-122281-85	680-122281-127
		Date Collected:	2/23/2016	2/23/2016	2/23/2016	2/23/2016	2/24/2016
		Sample Type:	Field Sample	Field Sample	Field Duplicate of MC0AA1	Field Sample	Field Sample
Method	Analyte	Units	Qualified Result	Qualified Result	Qualified Result	Qualified Result	Qualified Result
6010C	Aluminum	mg/Kg	**1900**	**4200**	**5900**	**5900**	**7800**
6010C	Antimony	mg/Kg	0.84 UJ	1.1 UJ	1.1 UJ	1.3 UJ	1.2 U
6010C	Arsenic	mg/Kg	**2.4**	**6.8**	**8.1**	**7.6**	**6.1**
6010C	Barium	mg/Kg	**25 J**	**41 J**	**54 J**	**48 J**	**120**
6010C	Beryllium	mg/Kg	**0.11 J**	**0.36 J**	**0.64**	**0.38 J**	**0.38 J**
6010C	Cadmium	mg/Kg	0.10 U	0.14 U	0.14 U	0.16 U	0.15 U
6010C	Calcium	mg/Kg	**84000**	**24000**	**11000**	**2300**	**8200**
6010C	Chromium	mg/Kg	**5.6 J**	**17 J**	**17 J**	**19 J**	**37**
6010C	Cobalt	mg/Kg	**1.8 J**	**5.0 J**	**6.6 J**	**2.6 J**	**5.3**
6010C	Copper	mg/Kg	**23**	**97**	**330**	**130**	**72**
6010C	Iron	mg/Kg	**4500**	**26000**	**27000**	**14000**	**19000**
6010C	Lead	mg/Kg	**32 J**	**78 J**	**96 J**	**290 J**	**37**
6010C	Magnesium	mg/Kg	**28000 J**	**3000 J**	**3700 J**	**2900 J**	**4000**
6010C	Manganese	mg/Kg	**140 J**	**150 J**	**250 J**	**60 J**	**350**
6010C	Nickel	mg/Kg	**5.5 J**	**18 J**	**22 J**	**11 J**	**21**
6010C	Potassium	mg/Kg	**890 J**	**970 J**	**1100 J**	**1100 J**	**3600**
6010C	Selenium	mg/Kg	0.99 U	1.3 U	1.3 U	1.6 U	1.5 U
6010C	Silver	mg/Kg	**0.14 J**	**0.17 J**	**0.10 J**	0.097 U	0.091 U
6010C	Sodium	mg/Kg	**1900 J**	**3200 J**	**2800 J**	**4900 J**	73 U
6010C	Thallium	mg/Kg	0.62 U	0.82 U	0.83 U	0.97 U	0.91 U
6010C	Vanadium	mg/Kg	**9.1 J**	**22 J**	**26 J**	**24 J**	**35**
6010C	Zinc	mg/Kg	**77 J**	**260 J**	**340 J**	**360 J**	**290**
7471B	Mercury	mg/Kg	**0.020 J+**	**0.063 J+**	**0.065 J+**	**0.19 J+**	**0.025 J**

Detected results are presented in bold text.
mg/Kg = milligrams per kilogram

Non-detected results are reported to the method detection llimit (MDL).
U = Not detected at the reported concentration.
J = The reported concentration is estimated.
UJ = The reported detection limit is estimated.
J+ = Estimated with a high bias
J- = Estimated with a low bias
R = The reported result is rejected.

Table 6
Harbor Park Site, Norfolk, VA
Metals Soil Sample Results

		Field Sample ID:	SS-02	SB-19(1-2)	SB-20(0-1)	SB-20(4-5)	SB-21(0-1)
		CLP Sample ID:	MC0AA5	MC0AE7	MC0AE9	MC0AF0	MC0AF1
		Laboratory Sample ID:	680-122281-128	680-122281-129	680-122281-130	680-122281-131	680-122281-132
		Date Collected:	2/24/2016	2/24/2016	2/24/2016	2/24/2016	2/24/2016
		Sample Type:	Field Sample	Field Sample	Field Sample	Field Sample	Field Sample
Method	Analyte	Units	Qualified Result	Qualified Result	Qualified Result	Qualified Result	Qualified Result
6010C	Aluminum	mg/Kg	**5600**	**6500**	**10000**	**2900**	**6500**
6010C	Antimony	mg/Kg	0.85 U	0.77 U	0.77 U	0.85 U	0.79 U
6010C	Arsenic	mg/Kg	**3.1**	**4.1**	**1.1 J**	**1.5 J**	**2.3**
6010C	Barium	mg/Kg	**75**	**98**	**95**	**29**	**68**
6010C	Beryllium	mg/Kg	**0.23 J**	**0.27 J**	**0.23 J**	**0.11 J**	**0.27 J**
6010C	Cadmium	mg/Kg	0.10 U	0.094 U	0.094 U	0.10 U	0.096 U
6010C	Calcium	mg/Kg	**4600**	**17000**	**4600**	**11000**	**7200**
6010C	Chromium	mg/Kg	**13**	**13**	**17**	**5.7**	**14**
6010C	Cobalt	mg/Kg	**4.5**	**4.8**	**7.4**	**0.86 J**	**5.6**
6010C	Copper	mg/Kg	**21**	**28**	**39**	**12**	**30**
6010C	Iron	mg/Kg	**16000**	**15000**	**25000**	**4300**	**15000**
6010C	Lead	mg/Kg	**7.7**	**93**	**6.9**	**53**	**24**
6010C	Magnesium	mg/Kg	**3600**	**3400**	**7700**	**990**	**4300**
6010C	Manganese	mg/Kg	**270**	**190**	**390**	**38**	**240**
6010C	Nickel	mg/Kg	**9.7**	**7.0**	**8.0**	**2.3 J**	**6.9**
6010C	Potassium	mg/Kg	**3400**	**1600**	**3900**	**260**	**2000**
6010C	Selenium	mg/Kg	1.0 U	0.91 U	0.92 U	1.0 U	0.93 U
6010C	Silver	mg/Kg	0.062 U	**0.69 J**	0.057 U	0.062 U	0.058 U
6010C	Sodium	mg/Kg	50 U	**150 J**	45 U	**110 J**	**110 J**
6010C	Thallium	mg/Kg	0.62 U	0.57 U	0.57 U	0.62 U	0.58 U
6010C	Vanadium	mg/Kg	**28**	**24**	**53**	**6.3**	**36**
6010C	Zinc	mg/Kg	**70**	**110**	**180**	**46**	**69**
7471B	Mercury	mg/Kg	0.0084 U	**0.44 J+**	0.0083 U	**0.16**	**0.066**

Detected results are presented in bold text.
mg/Kg = milligrams per kilogram

Non-detected results are reported to the method detection llimit (MDL).
U = Not detected at the reported concentration.
J = The reported concentration is estimated.
UJ = The reported detection limit is estimated.
J+ = Estimated with a high bias
J- = Estimated with a low bias
R = The reported result is rejected.

Table 6
Harbor Park Site, Norfolk, VA
Metals Soil Sample Results

		Field Sample ID:	SB-21(8-9)	SB-22(0-1)	SB-22(4-5)		
		CLP Sample ID:	MC0AF2	MC0AF3	MC0AF4		
		Laboratory Sample ID:	680-122281-133	680-122281-134	680-122281-135		
		Date Collected:	2/24/2016	2/24/2016	2/24/2016		
		Sample Type:	Field Sample	Field Sample	Field Sample		
Method	Analyte	Units	Qualified Result	Qualified Result	Qualified Result		
6010C	Aluminum	mg/Kg	**5000**	**4700**	**2900**		
6010C	Antimony	mg/Kg	0.87 U	0.87 U	0.82 UJ		
6010C	Arsenic	mg/Kg	**2.6**	**3.1**	**2.6**		
6010C	Barium	mg/Kg	**18**	**45**	**49 J**		
6010C	Beryllium	mg/Kg	**0.13 J**	**0.24 J**	**0.15 J**		
6010C	Cadmium	mg/Kg	0.11 U	0.11 U	**0.13 J**		
6010C	Calcium	mg/Kg	**8700**	**3900**	**9900**		
6010C	Chromium	mg/Kg	**6.5**	**10**	**7.4 J**		
6010C	Cobalt	mg/Kg	**0.99 J**	**2.1**	**1.2 J**		
6010C	Copper	mg/Kg	**8.2**	**22**	**20**		
6010C	Iron	mg/Kg	**6000**	**6200**	**5900**		
6010C	Lead	mg/Kg	**40**	**48**	**73 J**		
6010C	Magnesium	mg/Kg	**460**	**1300**	**2500 J**		
6010C	Manganese	mg/Kg	**26**	**69**	**50 J**		
6010C	Nickel	mg/Kg	**1.7 J**	**5.8**	**3.9 J**		
6010C	Potassium	mg/Kg	**360**	**700**	**400 J**		
6010C	Selenium	mg/Kg	1.0 U	1.0 U	0.97 U		
6010C	Silver	mg/Kg	0.064 U	0.064 U	**0.088 J**		
6010C	Sodium	mg/Kg	**200 J**	**170 J**	**100 J**		
6010C	Thallium	mg/Kg	0.64 U	0.64 U	0.60 U		
6010C	Vanadium	mg/Kg	**13**	**17**	**6.7 J**		
6010C	Zinc	mg/Kg	**26**	**70**	**46 J**		
7471B	Mercury	mg/Kg	**0.10**	**0.079**	**0.11**		

Detected results are presented in bold text.
mg/Kg = milligrams per kilogram

Non-detected results are reported to the method detection llimit (MDL).
U = Not detected at the reported concentration.
J = The reported concentration is estimated.
UJ = The reported detection limit is estimated.
J+ = Estimated with a high bias
J- = Estimated with a low bias
R = The reported result is rejected.

Table 7
Harbor Park Site, Norfolk, VA
Metals Water Sample Results

		Field Sample ID:	FB-01	RB-02-02	RB-01-02		
		CLP Sample ID:	MC0AF8	MC0AF7	MC0AD3		
		Laboratory Sample ID:	680-122281-58	680-122281-72	680-122281-90		
		Date Collected:	2/24/2016	2/24/2016	2/23/2016		
		Sample Type:	Field Blank	Rinsate Blank	Rinsate Blank		
Method	Analyte	Units	Qualified Result	Qualified Result	Qualified Result		
6010C	Aluminum	ug/L	24 U	**110 J**	24 U		
6010C	Antimony	ug/L	5.3 U	5.3 U	5.3 U		
6010C	Arsenic	ug/L	6.2 U	6.2 U	6.2 U		
6010C	Barium	ug/L	1.7 U	1.7 U	1.7 U		
6010C	Beryllium	ug/L	0.10 U	0.10 U	0.10 U		
6010C	Cadmium	ug/L	1.0 U	1.0 U	1.0 U		
6010C	Calcium	ug/L	25 U	25 U	25 U		
6010C	Chromium	ug/L	1.6 U	1.6 U	1.6 U		
6010C	Cobalt	ug/L	1.0 U	1.0 U	1.0 U		
6010C	Copper	ug/L	1.8 U	1.8 U	1.8 U		
6010C	Iron	ug/L	**25 J**	**170**	17 U		
6010C	Lead	ug/L	3.9 U	3.9 U	3.9 U		
6010C	Magnesium	ug/L	33 U	33 U	33 U		
6010C	Manganese	ug/L	1.0 U	10 U	1.0 U		
6010C	Nickel	ug/L	2.1 U	2.1 U	2.1 U		
6010C	Potassium	ug/L	17 U	**37 J**	17 U		
6010C	Selenium	ug/L	9.9 U	9.9 U	9.9 U		
6010C	Silver	ug/L	0.60 U	0.60 U	0.60 U		
6010C	Sodium	ug/L	480 U	480 U	480 U		
6010C	Thallium	ug/L	6.0 U	6.0 U	6.0 U		
6010C	Vanadium	ug/L	1.0 U	1.0 U	1.0 U		
6010C	Zinc	ug/L	7.0 U	7.0 U	7.0 U		
7470A	Mercury	ug/L	0.080 U	0.080 U	0.080 U		

Detected results are presented in bold text.
ug/L = micrograms per liter

Non-detected results are reported to the method detection llimit (MDL).
U = Not detected at the reported concentration.
J = The reported concentration is estimated.
UJ = The reported detection limit is estimated.
J+ = Estimated with a high bias
J- = Estimated with a low bias
R = The reported result is rejected.

Table 8
Harbor Park Site, Norfolk, VA
Cyanide Soil Sample Results

		Field Sample ID:	SB-12(0-1)	SB-12(10-12)	SB-12(10-12)-01	SB-13(0-1)	SB-13(9-10)
		CLP Sample ID:	MC0AC8	MC0AC9	MC0AD4	MC0AD5	MC0AD6
		Laboratory Sample ID:	680-122281-49	680-122281-50	680-122281-51	680-122281-52	680-122281-53
		Date Collected:	2/24/2016	2/24/2016	2/24/2016	2/24/2016	2/24/2016
		Sample Type:	Field Sample	Field Sample	Field Duplicate of MC0AC9	Field Sample	Field Sample
Method	Analyte	Units	Qualified Result	Qualified Result	Qualified Result	Qualified Result	Qualified Result
9012A	Cyanide, Total	mg/Kg	0.38 J	0.14 UJ	0.26 J	0.13 UJ	0.16 UJ

Detected results are presented in bold text.
mg/Kg = milligrams per kilogram

Non-detected results are reported to the method detection llimit (MDL).
U = Not detected at the reported concentration.
J = The reported concentration is estimated.
UJ = The reported detection limit is estimated.
J+ = Estimated with a high bias
J- = Estimated with a low bias
R = The reported result is rejected.

Table 8
Harbor Park Site, Norfolk, VA
Cyanide Soil Sample Results

		Field Sample ID:	SB-14(8-9)	SB-14(0-1)	SB-15(0-1)	SB-15(8-9)	SB-16(0-1)
		CLP Sample ID:	MC0AD7	MC0AD8	MC0AD9	MC0AE0	MC0AE1
		Laboratory Sample ID:	680-122281-54	680-122281-55	680-122281-56	680-122281-57	680-122281-66
		Date Collected:	2/24/2016	2/24/2016	2/24/2016	2/24/2016	2/24/2016
		Sample Type:	Field Sample	Field Sample	Field Sample	Field Sample	Field Sample
Method	Analyte	Units	Qualified Result	Qualified Result	Qualified Result	Qualified Result	Qualified Result
9012A	Cyanide, Total	mg/Kg	2.9 J	0.15 J	0.37 J	0.27 J	0.29 J

Detected results are presented in bold text.
mg/Kg = milligrams per kilogram

Non-detected results are reported to the method detection llimit (MDL).
U = Not detected at the reported concentration.
J = The reported concentration is estimated.
UJ = The reported detection limit is estimated.
J+ = Estimated with a high bias
J- = Estimated with a low bias
R = The reported result is rejected.

Table 8
Harbor Park Site, Norfolk, VA
Cyanide Soil Sample Results

		Field Sample ID:	SB-16(8-10)	SB-17(0-1)	SB-17(6-7)	SB-18(0-1)	SB-18(4-5)
		CLP Sample ID:	MC0AE2	MC0AE3	MC0AE4	MC0AE5	MC0AE6
		Laboratory Sample ID:	680-122281-67	680-122281-68	680-122281-69	680-122281-70	680-122281-71
		Date Collected:	2/24/2016	2/24/2016	2/24/2016	2/24/2016	2/24/2016
		Sample Type:	Field Sample	Field Sample	Field Sample	Field Sample	Field Sample
Method	Analyte	Units	Qualified Result	Qualified Result	Qualified Result	Qualified Result	Qualified Result
9012A	Cyanide, Total	mg/Kg	0.18 J	0.13 U	0.16 U	0.17 J	0.19 J

Detected results are presented in bold text.
mg/Kg = milligrams per kilogram

Non-detected results are reported to the method detection llimit (MDL).
U = Not detected at the reported concentration.
J = The reported concentration is estimated.
UJ = The reported detection limit is estimated.
J+ = Estimated with a high bias
J- = Estimated with a low bias
R = The reported result is rejected.

Table 8
Harbor Park Site, Norfolk, VA
Cyanide Soil Sample Results

		Field Sample ID:	SB-19(1-2)	SB-20(0-1)	SB-20(4-5)	SB-21(0-1)	SB-21(8-9)
		CLP Sample ID:	MC0AE7	MC0AE9	MC0AF0	MC0AF1	MC0AF2
		Laboratory Sample ID:	680-122281-129	680-122281-130	680-122281-131	680-122281-132	680-122281-133
		Date Collected:	2/24/2016	2/24/2016	2/24/2016	2/24/2016	2/24/2016
		Sample Type:	Field Sample	Field Sample	Field Sample	Field Sample	Field Sample
Method	Analyte	Units	Qualified Result	Qualified Result	Qualified Result	Qualified Result	Qualified Result
9012A	Cyanide, Total	mg/Kg	0.23 J	0.13 U	0.17 J	0.14 U	0.15 U

Detected results are presented in bold text.
mg/Kg = milligrams per kilogram

Non-detected results are reported to the method detection llimit (MDL).
U = Not detected at the reported concentration.
J = The reported concentration is estimated.
UJ = The reported detection limit is estimated.
J+ = Estimated with a high bias
J- = Estimated with a low bias
R = The reported result is rejected.

Table 8
Harbor Park Site, Norfolk, VA
Cyanide Soil Sample Results

		Field Sample ID:	SB-22(0-1)	SB-22(4-5)		
		CLP Sample ID:	MC0AF3	MC0AF4		
		Laboratory Sample ID:	680-122281-134	680-122281-135		
		Date Collected:	2/24/2016	2/24/2016		
		Sample Type:	Field Sample	Field Sample		
Method	Analyte	Units	Qualified Result	Qualified Result		
9012A	Cyanide, Total	mg/Kg	0.29 J	0.24 J		

Detected results are presented in bold text.

mg/Kg = milligrams per kilogram

U = Not detected at the reported concentration.
J = The reported concentration is estimated.
UJ = The reported detection limit is estimated.
J+ = Estimated with a high bias
J- = Estimated with a low bias
R = The reported result is rejected.

Table 9
Harbor Park Site, Norfolk, VA
Cyanide Water Sample Results

		Field Sample ID:	RB-02-02				
		CLP Sample ID:	MC0AF7				
		Laboratory Sample ID:	680-122281-72				
		Date Collected:	2/24/2016				
		Sample Type:	Rinsate Blank				
Method	Analyte	Units	Qualified Result				
9012A	Cyanide, Total	mg/L	0.0025 U				

Detected results are presented in bold text.
mg/L = milligrams per liter

Non-detected results are reported to the method detection llimit (MDL).
U = Not detected at the reported concentration.
J = The reported concentration is estimated.
UJ = The reported detection limit is estimated.
J+ = Estimated with a high bias
J- = Estimated with a low bias
R = The reported result is rejected.

Weston Solutions, Inc.
1400 Weston Way
West Chester, PA 19380
610-701-3000 ● Fax 610-701-3186
www.westonsolutions.com

Date: July 29, 2016

To: Michael Taurino
EPA Region 3 Work Assignment Manager

From: Tara Lambert
WESTON START Data Validator

Linda Adams
WESTON START Chemist

Subject: Organic and Inorganic Data Validation (S2AVM)
Site: Harbor Park Site, Norfolk, VA
TDD: W504-15-09-001
Case: R34842 SDG: 680-122854-1 & 680-122854-2
DCN: W0059.4B.01762

Overview

Case R34842, Sample Delivery Group (SDG) 680-122854-1 & 680-122854-2, consisted of four (4) groundwater samples, one (1) trip blank sample, and one (1) field blank sample analyzed for Volatile Organic Compounds (VOCs), Semivolatile Organic Compounds (SVOCs), total and dissolved metals by inductively-coupled plasma-atomic emission spectroscopy (ICP-AES) and inductively-coupled plasma-mass spectroscopy (ICP-MS), total and dissolved mercury, and total cyanide. Analyses were performed by TestAmerica Laboratories, Inc. located in Savannah, Georgia. Samples were analyzed by U.S. Environmental Protection Agency (EPA) Methods 8260B (VOCs), 8270D (low-level SVOCs), 6010C and 6020A (metals), 7470A (mercury), and 9012A (cyanide).

Summary

Sample data were validated for organic analysis by the *USEPA Contract Laboratory Program National Functional Guidelines for Superfund Organic Methods Data Review* (EPA, 2014) (Organic NFG) and for Target Analyte List (TAL) metals, mercury, and cyanide by *USEPA Contract Laboratory Program National Functional Guidelines for Inorganic Superfund Data Review* (EPA, 2014) (Inorganic NFG). The validation was assigned the Superfund Data Validation Label S2AVM (Stage_2A_Validation_Manual). Validated results are presented in Tables 1 through 4.

At the request of the EPA Work Assignment Manager, samples were submitted to a WESTON-subcontracted laboratory. WESTON has been tasked to evaluate laboratory reported data for the purpose of usability.

Major Problems

VOCs

No major problems were noted during the validation of the VOC analyses.

SVOCs

The percent recoveries (%Rs) for the laboratory control sample/laboratory control sample duplicate (LCS/LCSD) for batch 680-425303 were outside the laboratory control limits of 28-137 %R for 2,4-dinitrophenol (1 %R for the LCS and 2 %R for the LCSD) and outside the laboratory control limits of 57-122 %R for 4,6-dinitro-2-methylphenol (4 %R for the LCS and 7 %R for the LCSD). The non-detected results for 2,4-dinitrophenol and 4,6-dinitro-2-methylphenol were qualified as rejected (R) in associated samples C0AF9, C0AG0, C0AG4, C0AG6, and C0AG8 due to the very low LCS and LCSD recoveries.

ICP-AES

No major problems were noted during the validation of the ICP-AES analyses.

ICP-MS

No major problems were noted during the validation of the ICP-MS analyses.

Mercury

No major problems were noted during the validation of the mercury analyses.

Cyanide

No major problems were noted during the validation of the cyanide analyses.

Minor Problems

VOCs

No minor problems were noted during the validation of the VOC analyses.

SVOCs

The recoveries for the LCS/LCSD for batch 680-425303 were outside the laboratory recovery limits of 10-86 %R for hexachlorocyclopentadiene (1 %R for the LCS and 2 %R for the LCSD). The non-detected results for hexachlorocyclopentadiene were qualified as estimated (UJ) in associated samples C0AF9, C0AG0, C0AG4, C0AG6, and C0AG8.

ICP-AES

As noted below, WESTON qualified groundwater sample results based on elevated concentrations of metals in the ambient field blank submitted for analysis. The highest concentrations in the field blank were for the nutrient metals (i.e., calcium, iron, magnesium, potassium, and sodium). The elevated metals concentrations suggest that the field blank did not consist of deionized water. WESTON contacted the laboratory to investigate the anomaly. The laboratory stated that the water provided for the field blank should have been deionized water but WESTON was unable to confirm the source of the metals in the field blank. Out of an abundance of caution, WESTON qualified the groundwater results for certain metals as estimated with a potential high bias (J+).

Total Metals

Calcium, iron, magnesium, potassium, and sodium were detected in field blank sample MC0AG8 at levels above the laboratory Reporting Limits (RLs). The associated laboratory and method blanks for these analytes were all non-detected. Sample results were qualified as follows:

- Calcium, iron, magnesium, potassium, and sodium results that were greater than the RL but less than 10 times (10X) the blank result were qualified as estimated with a high bias (J+) for samples MC0AF9 and MC0AG0.

- Calcium and iron results that were greater than the RL but less than 10X the blank result were qualified as estimated with a high bias (J+) for sample MC0AG4.

- Calcium result that was greater than the RL but less than 10X the blank result was estimated with a high bias (J+) for sample MC0AG6.

Dissolved Metals

Calcium, iron, magnesium, potassium, and sodium were detected in field blank sample MC0AG8 at levels above the RL. The associated laboratory and method blanks for these analytes were all non-detected. Sample results were qualified as follows:

- Calcium, iron, magnesium, potassium, and sodium results that were greater than the RL but less than 10X the blank result were qualified as estimated with a high bias (J+) for samples MC0AG2 and MC0AG3.

- Calcium and iron results that were greater than the RL but less than 10X the blank result were qualified as estimated with a high bias (J+) for sample MC0AG5.

- Calcium result that was greater than the RL but less than 10X the blank result was estimated with a high bias (J+) for sample MC0AG7.

ICP-MS

Total metals results were greater than the dissolved metals results and/or within the 10 percent difference (%D) quality control (QC) limits for all metals analytes with the following exceptions: The percent difference between total and dissolved selenium (26 %D) in the field duplicate (MC0AG0 and MC0AG3) exceeded the 10 %D criterion. Selenium results in both samples MC0AG0 and MC0AG3 were qualified as estimated (J).

Total Metals

Barium, copper, lead, manganese, and zinc were detected in field blank sample MC0AG8. Barium, copper, and zinc were present in levels above the RL. Lead and manganese results were less than the RL. The associated laboratory and method blanks for these analytes were all non-detected. Sample results were qualified as follows:

- Barium and zinc results that were greater than the RL but less than 10 times (10X) the blank result were qualified as estimated with a high bias (J+) for samples MC0AF9 and MC0AG0.

- Copper result for the following sample was reported as non-detected (U) at the RL due to field blank contamination: MC0AG6.

- Lead result for the following sample was reported as non-detected (U) at the RL due to field blank contamination: MC0AG4.

Dissolved Metals

Barium, copper, lead, manganese, and zinc were detected in field blank sample MC0AG8. Barium, copper and zinc were present in levels above the RL. Lead and manganese results were <RL. The associated laboratory and method blanks for these analytes were all non-detected.

- Barium and zinc results that were greater than the RL but less than 10 times (10X) the blank result were qualified as estimated with a high bias (J+) for samples MC0AG2 and MC0AG3.

Mercury

No minor problems were noted during the validation of the mercury analyses.

Cyanide

Cyanide results for the following samples were reported as non-detected (U) at the RL due to field blank contamination from sample MC0AG8: MC0AG0, MC0AG4, and MC0AG6.

Notes

VOCs

For each VOC QC batch, an LCS and LCSD were spiked with all the target compounds. Laboratory recovery limits were used to qualify sample data. The recoveries were within the laboratory's acceptance criteria except for bromoform (136 %R for the LCSD), for which the laboratory's acceptance limits were 69-135 %R. Associated samples were non-detected, therefore no qualifiers were required.

In accordance with EPA Region 3 guidance, no Matrix Spike/Matrix Spike Duplicate (MS/MSD) analyses were requested or performed.

The method blanks, field blank, and trip blank associated with the groundwater samples in this SDG were free from contamination. No qualifications were required.

Samples C0AF9 and C0AG0 were submitted as the field duplicate pair with this sample set. Precision was deemed acceptable for the VOC analysis.

Tentatively Identified Compounds (TICs): No VOC TIC results were requested or reported.

Low-Level SVOCs

The method blank associated with the samples in this SDG was free from contamination. Di-n-butylphthalate was detected in the rinsate blank sample, C0AG8. All associated samples were non-detected for this compound, therefore no qualifications were required.

According to the laboratory narrative, 2,4-dinitrophenol was outside the MS/MSD recovery acceptance criteria; however, in accordance with EPA Region 3 guidance, no MS/MSD analyses were requested. Data was not qualified based on MS and MSD recoveries.

Samples C0AF9 and C0AG0 were submitted as the field duplicate pair with this sample set. Precision was deemed acceptable for the SVOC analysis.

Target compounds detected below the RL were qualified as estimated (J) by the laboratory. The data validator retained the J qualifier.

TICs: No SVOC TIC results were requested or reported.

ICP-AES

A matrix spike and/or matrix spike duplicate (MS/MSD) was not prepared for ICP-AES analysis. Data qualifiers were not applied on this basis.

Total metals results for each sample were greater than the dissolved metals results and/or within the 10 %D QC limits for all metals analytes.

Total Metals

The method blanks associated with the samples in this SDG were free from contamination. No qualifications were required due to method blank contamination.

Samples MC0AF9 and MC0AG0 were submitted as the aqueous field duplicate pair with this sample set. Precision was deemed acceptable for the metals analysis.

Samples MC0AG4 and MC0AG6 were analyzed at a 100-fold dilution for potassium and sodium because the results exceeded the linear dynamic range of the instrument in the undiluted analysis. Sample results, RLs, and method detection limits were adjusted accordingly.

Dissolved Metals

The method blanks associated with the samples in this SDG were free from contamination. No qualifications were required due to method blank contamination.

Samples MC0AG2 and MC0AG3 were submitted as the aqueous field duplicate pair with this sample set. Precision was deemed acceptable for the metals analysis.

Samples MC0AG5 and MC0AG7 were analyzed at a 100-fold dilution for potassium and sodium because the results exceeded the linear dynamic range of the instrument in the undiluted analysis. Sample results, RLs, and method detection limits were adjusted accordingly.

ICP-MS

A MS/MSD was not prepared for ICP-MS analysis. Data qualifiers were not applied on this basis.

Total Metals

The method blanks associated with the samples in this SDG were free from contamination. No qualifications were required due to method blank contamination.

Samples MC0AF9 and MC0AG0 were submitted as the aqueous field duplicate pair with this sample set. Precision was deemed acceptable for the metals analysis.

Dissolved Metals

The method blanks associated with the samples in this SDG were free from contamination. No qualifications were required due to method blank contamination.

Samples MC0AG2 and MC0AG3 were submitted as the aqueous field duplicate pair with this sample set. Precision was deemed acceptable for the metals analysis.

Mercury

The laboratory chose field blank sample MC0AG8 for the MS/MSD analysis. Sample results were not qualified based on the MS/MSD results.

The method blanks and field blank associated with the samples in this SDG were free from contamination. No qualifications were required due to method blank or field blank contamination.

Samples MC0AF9/MC0AG0 (total mercury) and MC0AG2/MC0AG3 (dissolved mercury) were submitted as the aqueous field duplicate pairs with this sample set. Precision was deemed acceptable for the mercury analysis.

Cyanide

The method blank associated with the samples in this SDG was free from contamination. No qualifications were required due to method blank contamination.

MS/MSD recoveries met the 85-115 %R QC limits, and the precision between the MS and MSD was less than the 20% relative percent difference (RPD) criterion for cyanide for sample MC0AG0.

Samples MC0AF9 and MC0AG0 were submitted as the aqueous field duplicate pair with this sample set. Precision was deemed acceptable for the cyanide analysis.

DATA QUALIFIER DEFINITIONS

U The analyte was analyzed for, but was not detected above the level of the reported sample quantitation limit.

J The analyte was positively identified and the associated numerical value is the approximate concentration of the analyte in the sample (due either to the quality of the data generated because certain quality control criteria were not met, or the concentration of the analyte was below the reporting limit).

J+ The result is an estimated quantity, but the result may be biased high.

J- The result is an estimated quantity, but the result may be biased low.

UJ The analyte was analyzed for, but was not detected. The reported quantitation limit is approximate and may be inaccurate or imprecise.

JN The analysis indicates the presence of an analyte that has been “tentatively identified” and the associated numerical value represents its approximate concentration.

B The result is presumed a blank contaminant. This qualifier is used only for drinking water samples or for unvalidated TIC results.

C this qualifier applies to pesticide and Aroclor results when the identification has been confirmed by Gas Chromatograph/Mass Spectrometer GC/MS.

X This qualifier applies to pesticides and Aroclor results when GC/MS analysis was attempted but was unsuccessful.

R Reported value is “rejected.” The sample results are rejected due to serious deficiencies in meeting QC criteria. The data are unusable. The analyte may or may not be present in the sample.

Table 1
Harbor Park Site, Norfolk, VA
Volatile Organic Compound Water Sample Results

		Field Sample ID:	MW-01	MW-01-01	MW-02	MW-03	FB-02
		CLP Sample ID:	C0AF9	C0AG0	C0AG4	C0AG6	C0AG8
		Laboratory Sample ID:	680-122854-1	680-122854-2	680-122854-3	680-122854-4	680-122854-5
		Date Collected:	3/10/2016	3/10/2016	3/10/2016	3/10/2016	3/10/2016
		Sample Type:	Field Sample	Field Duplicate of C0AF9	Field Sample	Field Sample	Field Blank
Method	Analyte	Units	Qualified Result	Qualified Result	Qualified Result	Qualified Result	Qualified Result
8260B	Acetone	ug/L	7.0 U	7.0 U	7.0 U	7.0 U	7.0 U
8260B	Benzene	ug/L	0.43 U	0.43 U	0.43 U	0.43 U	0.43 U
8260B	Bromobenzene	ug/L	0.50 U	0.50 U	0.50 U	0.50 U	0.50 U
8260B	Bromochloromethane	ug/L	0.45 U	0.45 U	0.45 U	0.45 U	0.45 U
8260B	Bromodichloromethane	ug/L	0.44 U	0.44 U	0.44 U	0.44 U	0.44 U
8260B	Bromoform	ug/L	0.43 U	0.43 U	0.43 U	0.43 U	0.43 U
8260B	Bromomethane	ug/L	2.5 U	2.5 U	2.5 U	2.5 U	2.5 U
8260B	2-Butanone (MEK)	ug/L	3.4 U	3.4 U	3.4 U	3.4 U	3.4 U
8260B	n-Butylbenzene	ug/L	0.47 U	0.47 U	0.47 U	0.47 U	0.47 U
8260B	sec-Butylbenzene	ug/L	0.42 U	0.42 U	0.42 U	0.42 U	0.42 U
8260B	tert-Butylbenzene	ug/L	0.45 U	0.45 U	0.45 U	0.45 U	0.45 U
8260B	Carbon disulfide	ug/L	1.0 U	1.0 U	1.0 U	1.0 U	1.0 U
8260B	Carbon tetrachloride	ug/L	0.33 U	0.33 U	0.33 U	0.33 U	0.33 U
8260B	Chlorobenzene	ug/L	0.26 U	0.26 U	0.26 U	0.26 U	0.26 U
8260B	Chloroethane	ug/L	2.5 U	2.5 U	2.5 U	2.5 U	2.5 U
8260B	Chloroform	ug/L	0.50 U	0.50 U	0.50 U	0.50 U	0.50 U
8260B	Chloromethane	ug/L	0.40 U	0.40 U	0.40 U	0.40 U	0.40 U
8260B	2-Chlorotoluene	ug/L	0.27 U	0.27 U	0.27 U	0.27 U	0.27 U
8260B	4-Chlorotoluene	ug/L	0.45 U	0.45 U	0.45 U	0.45 U	0.45 U
8260B	Dibromochloromethane	ug/L	0.32 U	0.32 U	0.32 U	0.32 U	0.32 U
8260B	1,2-Dibromo-3-Chloropropane	ug/L	1.1 U	1.1 U	1.1 U	1.1 U	1.1 U
8260B	1,2-Dibromoethane	ug/L	0.44 U	0.44 U	0.44 U	0.44 U	0.44 U
8260B	Dibromomethane	ug/L	0.35 U	0.35 U	0.35 U	0.35 U	0.35 U
8260B	1,2-Dichlorobenzene	ug/L	0.37 U	0.37 U	0.37 U	0.37 U	0.37 U
8260B	1,3-Dichlorobenzene	ug/L	0.43 U	0.43 U	0.43 U	0.43 U	0.43 U
8260B	1,4-Dichlorobenzene	ug/L	0.46 U	0.46 U	0.46 U	0.46 U	0.46 U
8260B	Dichlorodifluoromethane	ug/L	0.60 U	0.60 U	0.60 U	0.60 U	0.60 U
8260B	1,1-Dichloroethane	ug/L	0.38 U	0.38 U	0.38 U	0.38 U	0.38 U
8260B	1,2-Dichloroethane	ug/L	0.50 U	0.50 U	0.50 U	0.50 U	0.50 U
8260B	cis-1,2-Dichloroethene	ug/L	0.41 U	0.41 U	0.41 U	0.41 U	0.41 U
8260B	trans-1,2-Dichloroethene	ug/L	0.37 U	0.37 U	0.37 U	0.37 U	0.37 U
8260B	1,2-Dichloroethene, Total	ug/L	0.37 U	0.37 U	0.37 U	0.37 U	0.37 U
8260B	1,1-Dichloroethene	ug/L	0.36 U	0.36 U	0.36 U	0.36 U	0.36 U
8260B	1,2-Dichloropropane	ug/L	0.67 U	0.67 U	0.67 U	0.67 U	0.67 U
8260B	1,3-Dichloropropane	ug/L	0.34 U	0.34 U	0.34 U	0.34 U	0.34 U
8260B	2,2-Dichloropropane	ug/L	0.37 U	0.37 U	0.37 U	0.37 U	0.37 U
8260B	1,1-Dichloropropene	ug/L	0.34 U	0.34 U	0.34 U	0.34 U	0.34 U
8260B	cis-1,3-Dichloropropene	ug/L	0.40 U	0.40 U	0.40 U	0.40 U	0.40 U
8260B	trans-1,3-Dichloropropene	ug/L	0.42 U	0.42 U	0.42 U	0.42 U	0.42 U
8260B	Ethylbenzene	ug/L	0.33 U	0.33 U	0.33 U	0.33 U	0.33 U
8260B	2-Hexanone	ug/L	2.0 U	2.0 U	2.0 U	2.0 U	2.0 U
8260B	Isopropylbenzene	ug/L	0.35 U	0.35 U	0.35 U	0.35 U	0.35 U
8260B	p-Isopropyltoluene	ug/L	0.48 U	0.48 U	0.48 U	0.48 U	0.48 U
8260B	Methylene Chloride	ug/L	2.5 U	2.5 U	2.5 U	2.5 U	2.5 U
8260B	4-Methyl-2-pentanone	ug/L	2.1 U	2.1 U	2.1 U	2.1 U	2.1 U
8260B	Methyl tert-butyl ether	ug/L	0.30 U	0.30 U	0.30 U	0.30 U	0.30 U
8260B	N-Propylbenzene	ug/L	0.38 U	0.38 U	0.38 U	0.38 U	0.38 U
8260B	Styrene	ug/L	0.27 U	0.27 U	0.27 U	0.27 U	0.27 U
8260B	1,1,1,2-Tetrachloroethane	ug/L	0.37 U	0.37 U	0.37 U	0.37 U	0.37 U
8260B	1,1,2,2-Tetrachloroethane	ug/L	0.62 U	0.62 U	0.62 U	0.62 U	0.62 U
8260B	Tetrachloroethene	ug/L	0.74 U	0.74 U	0.74 U	0.74 U	0.74 U

Table 1
Harbor Park Site, Norfolk, VA
Volatile Organic Compound Water Sample Results

		Field Sample ID:	MW-01	MW-01-01	MW-02	MW-03	FB-02
		CLP Sample ID:	C0AF9	C0AG0	C0AG4	C0AG6	C0AG8
		Laboratory Sample ID:	680-122854-1	680-122854-2	680-122854-3	680-122854-4	680-122854-5
		Date Collected:	3/10/2016	3/10/2016	3/10/2016	3/10/2016	3/10/2016
		Sample Type:	Field Sample	Field Duplicate of C0AF9	Field Sample	Field Sample	Field Blank
Method	Analyte	Units	Qualified Result	Qualified Result	Qualified Result	Qualified Result	Qualified Result
8260B	Toluene	ug/L	0.48 U	0.48 U	0.48 U	0.48 U	0.48 U
8260B	1,2,3-Trichlorobenzene	ug/L	2.5 U	2.5 U	2.5 U	2.5 U	2.5 U
8260B	1,2,4-Trichlorobenzene	ug/L	2.5 U	2.5 U	2.5 U	2.5 U	2.5 U
8260B	1,1,1-Trichloroethane	ug/L	0.37 U	0.37 U	0.37 U	0.37 U	0.37 U
8260B	1,1,2-Trichloroethane	ug/L	0.33 U	0.33 U	0.33 U	0.33 U	0.33 U
8260B	Trichloroethene	ug/L	0.48 U	0.48 U	0.48 U	0.48 U	0.48 U
8260B	Trichlorofluoromethane	ug/L	0.42 U	0.42 U	0.42 U	0.42 U	0.42 U
8260B	1,2,3-Trichloropropane	ug/L	0.39 U	0.39 U	0.39 U	0.39 U	0.39 U
8260B	1,1,2-Trichloro-1,2,2-trifluoroethane	ug/L	0.36 U	0.36 U	0.36 U	0.36 U	0.36 U
8260B	1,2,4-Trimethylbenzene	ug/L	0.47 U	0.47 U	0.47 U	0.47 U	0.47 U
8260B	1,3,5-Trimethylbenzene	ug/L	0.31 U	0.31 U	0.31 U	0.31 U	0.31 U
8260B	Vinyl acetate	ug/L	0.81 U	0.81 U	0.81 U	0.81 U	0.81 U
8260B	Vinyl chloride	ug/L	0.50 U	0.50 U	0.50 U	0.50 U	0.50 U
8260B	o-Xylene	ug/L	0.23 U	0.23 U	0.23 U	0.23 U	0.23 U
8260B	m-Xylene & p-Xylene	ug/L	0.35 U	0.35 U	0.35 U	0.35 U	0.35 U
8260B	Xylenes, Total	ug/L	0.23 U	0.23 U	0.23 U	0.23 U	0.23 U
8260B	Cyclohexane	ug/L	0.39 U	0.39 U	0.39 U	0.39 U	0.39 U
8260B	Methylcyclohexane	ug/L	0.43 U	0.43 U	0.43 U	0.43 U	0.43 U
8260B	Methyl acetate	ug/L	1.8 U	1.8 U	1.8 U	1.8 U	1.8 U

µg/L = micrograms per liter

Non-detected results are reported to the method detection llimit (MDL).
U = Not detected at the reported concentration.
J = The reported concentration is estimated.
UJ = The reported detection limit is estimated.
R = The reported result is rejected.

Table 1
Harbor Park Site, Norfolk, VA
Volatile Organic Compound Water Sample Results

		Field Sample ID:	TB-03				
		CLP Sample ID:	C0AG9				
		Laboratory Sample ID:	680-122854-6				
		Date Collected:	3/10/2016				
		Sample Type:	Trip Blank				
Method	Analyte	Units	Qualified Result				
8260B	Acetone	ug/L	7.0 U				
8260B	Benzene	ug/L	0.43 U				
8260B	Bromobenzene	ug/L	0.50 U				
8260B	Bromochloromethane	ug/L	0.45 U				
8260B	Bromodichloromethane	ug/L	0.44 U				
8260B	Bromoform	ug/L	0.43 U				
8260B	Bromomethane	ug/L	2.5 U				
8260B	2-Butanone (MEK)	ug/L	3.4 U				
8260B	n-Butylbenzene	ug/L	0.47 U				
8260B	sec-Butylbenzene	ug/L	0.42 U				
8260B	tert-Butylbenzene	ug/L	0.45 U				
8260B	Carbon disulfide	ug/L	1.0 U				
8260B	Carbon tetrachloride	ug/L	0.33 U				
8260B	Chlorobenzene	ug/L	0.26 U				
8260B	Chloroethane	ug/L	2.5 U				
8260B	Chloroform	ug/L	0.50 U				
8260B	Chloromethane	ug/L	0.40 U				
8260B	2-Chlorotoluene	ug/L	0.27 U				
8260B	4-Chlorotoluene	ug/L	0.45 U				
8260B	Dibromochloromethane	ug/L	0.32 U				
8260B	1,2-Dibromo-3-Chloropropane	ug/L	1.1 U				
8260B	1,2-Dibromoethane	ug/L	0.44 U				
8260B	Dibromomethane	ug/L	0.35 U				
8260B	1,2-Dichlorobenzene	ug/L	0.37 U				
8260B	1,3-Dichlorobenzene	ug/L	0.43 U				
8260B	1,4-Dichlorobenzene	ug/L	0.46 U				
8260B	Dichlorodifluoromethane	ug/L	0.60 U				
8260B	1,1-Dichloroethane	ug/L	0.38 U				
8260B	1,2-Dichloroethane	ug/L	0.50 U				
8260B	cis-1,2-Dichloroethene	ug/L	0.41 U				
8260B	trans-1,2-Dichloroethene	ug/L	0.37 U				
8260B	1,2-Dichloroethene, Total	ug/L	0.37 U				
8260B	1,1-Dichloroethene	ug/L	0.36 U				
8260B	1,2-Dichloropropane	ug/L	0.67 U				
8260B	1,3-Dichloropropane	ug/L	0.34 U				
8260B	2,2-Dichloropropane	ug/L	0.37 U				
8260B	1,1-Dichloropropene	ug/L	0.34 U				
8260B	cis-1,3-Dichloropropene	ug/L	0.40 U				
8260B	trans-1,3-Dichloropropene	ug/L	0.42 U				
8260B	Ethylbenzene	ug/L	0.33 U				
8260B	2-Hexanone	ug/L	2.0 U				
8260B	Isopropylbenzene	ug/L	0.35 U				
8260B	p-Isopropyltoluene	ug/L	0.48 U				
8260B	Methylene Chloride	ug/L	2.5 U				
8260B	4-Methyl-2-pentanone	ug/L	2.1 U				
8260B	Methyl tert-butyl ether	ug/L	0.30 U				
8260B	N-Propylbenzene	ug/L	0.38 U				
8260B	Styrene	ug/L	0.27 U				
8260B	1,1,1,2-Tetrachloroethane	ug/L	0.37 U				
8260B	1,1,2,2-Tetrachloroethane	ug/L	0.62 U				
8260B	Tetrachloroethene	ug/L	0.74 U				

Table 1
Harbor Park Site, Norfolk, VA
Volatile Organic Compound Water Sample Results

		Field Sample ID:	TB-03				
		CLP Sample ID:	C0AG9				
		Laboratory Sample ID:	680-122854-6				
		Date Collected:	3/10/2016				
		Sample Type:	Trip Blank				
Method	Analyte	Units	Qualified Result				
8260B	Toluene	ug/L	0.48 U				
8260B	1,2,3-Trichlorobenzene	ug/L	2.5 U				
8260B	1,2,4-Trichlorobenzene	ug/L	2.5 U				
8260B	1,1,1-Trichloroethane	ug/L	0.37 U				
8260B	1,1,2-Trichloroethane	ug/L	0.33 U				
8260B	Trichloroethene	ug/L	0.48 U				
8260B	Trichlorofluoromethane	ug/L	0.42 U				
8260B	1,2,3-Trichloropropane	ug/L	0.39 U				
8260B	1,1,2-Trichloro-1,2,2-trifluoroethane	ug/L	0.36 U				
8260B	1,2,4-Trimethylbenzene	ug/L	0.47 U				
8260B	1,3,5-Trimethylbenzene	ug/L	0.31 U				
8260B	Vinyl acetate	ug/L	0.81 U				
8260B	Vinyl chloride	ug/L	0.50 U				
8260B	o-Xylene	ug/L	0.23 U				
8260B	m-Xylene & p-Xylene	ug/L	0.35 U				
8260B	Xylenes, Total	ug/L	0.23 U				
8260B	Cyclohexane	ug/L	0.39 U				
8260B	Methylcyclohexane	ug/L	0.43 U				
8260B	Methyl acetate	ug/L	1.8 U				

µg/L = micrograms per liter

Non-detected results are reported to the method detection llimit (MDL).
U = Not detected at the reported concentration.
J = The reported concentration is estimated.
UJ = The reported detection limit is estimated.
R = The reported result is rejected.

Table 2
Harbor Park Site, Norfolk, VA
Semivolatile Organic Compound Water Sample Results

		Field Sample ID:	MW-01	MW-01-01	MW-02	MW-03	FB-02
		CLP Sample ID:	C0AF9	C0AG0	C0AG4	C0AG6	C0AG8
		Laboratory Sample ID:	680-122854-1	680-122854-2	680-122854-3	680-122854-4	680-122854-5
		Date Collected:	3/10/2016	3/10/2016	3/10/2016	3/10/2016	3/10/2016
		Sample Type:	Field Sample	Field Duplicate of C0AF9	Field Sample	Field Sample	Field Blank
Method	Analyte	Units	Qualified Result	Qualified Result	Qualified Result	Qualified Result	Qualified Result
8270D LL	1-Methylnaphthalene	ug/L	0.40 U	0.38 U	0.38 U	0.38 U	0.41 U
8270D LL	1,1'-Biphenyl	ug/L	0.10 U	0.096 U	0.095 U	0.096 U	0.10 U
8270D LL	1,2,4,5-Tetrachlorobenzene	ug/L	0.10 U	0.096 U	0.095 U	0.10 U	0.10 U
8270D LL	1,4-Dioxane	ug/L	0.31 U	0.30 U	0.29 U	0.30 U	0.32 U
8270D LL	2,2'-Oxybis(1-chloropropane)	ug/L	0.10 U	0.096 U	0.095 U	0.096 U	0.10 U
8270D LL	2,3,4,6-Tetrachlorophenol	ug/L	0.10 U	0.096 U	0.095 U	0.096 U	0.10 U
8270D LL	2,4,5-Trichlorophenol	ug/L	0.12 U	0.11 U	0.11 U	0.11 U	0.12 U
8270D LL	2,4,6-Trichlorophenol	ug/L	0.17 U	0.16 U	0.16 U	0.16 U	0.18 U
8270D LL	2,4-Dichlorophenol	ug/L	0.10 U	0.096 U	0.095 U	0.096 U	0.10 U
8270D LL	2,4-Dimethylphenol	ug/L	0.69 U	0.66 U	0.65 U	0.66 U	0.71 U
8270D LL	2,4-Dinitrophenol	ug/L	R	R	R	R	R
8270D LL	2,4-Dinitrotoluene	ug/L	0.12 U	0.11 U	0.11 U	0.1 U	0.12 U
8270D LL	2,6-Dinitrotoluene	ug/L	0.13 U	0.12 U	0.12 U	0.12 U	0.13 U
8270D LL	2-Chloronaphthalene	ug/L	0.10 U	0.096 U	0.095 U	0.096 U	0.10 U
8270D LL	2-Chlorophenol	ug/L	0.12 U	0.11 U	0.11 U	0.11 U	0.12 U
8270D LL	2-Methylnaphthalene	ug/L	0.10 U	0.096 U	0.095 U	0.10 U	0.10 U
8270D LL	2-Methylphenol	ug/L	0.74 U	0.71 U	0.70 U	0.71 U	0.76 U
8270D LL	2-Nitroaniline	ug/L	0.16 U	0.15 U	0.15 U	0.15 U	0.16 U
8270D LL	2-Nitrophenol	ug/L	0.10 U	0.096 U	0.095 U	0.096 U	0.10 U
8270D LL	3 & 4 Methylphenol	ug/L	0.66 U	0.63 U	0.63 U	0.63 U	0.68 U
8270D LL	3,3'-Dichlorobenzidine	ug/L	2.0 U	1.9 U	1.9 U	1.9 U	2.1 U
8270D LL	3-Nitroaniline	ug/L	0.16 U	0.15 U	0.15 U	0.15 U	0.16 U
8270D LL	4,6-Dinitro-2-methylphenol	ug/L	R	R	R	R	R
8270D LL	4-Bromophenyl phenyl ether	ug/L	0.12 U	0.11 U	0.11 U	0.11 U	0.12 U
8270D LL	4-Chloro-3-methylphenol	ug/L	0.12 U	0.11 U	0.11 U	0.11 U	0.12 U
8270D LL	4-Chloroaniline	ug/L	2.0 U	1.9 U	1.9 U	1.9 U	2.1 U
8270D LL	4-Chlorophenyl phenyl ether	ug/L	0.10 U	0.096 U	0.095 U	0.10 U	0.10 U
8270D LL	4-Nitroaniline	ug/L	0.50 U	0.48 U	0.47 U	0.48 U	0.51 U
8270D LL	4-Nitrophenol	ug/L	4.0 U	3.8 U	3.80 U	3.80 U	4.10 U
8270D LL	Acenaphthene	ug/L	0.10 U	0.096 U	**0.20**	**0.22**	0.10 U
8270D LL	Acenaphthylene	ug/L	0.10 U	0.096 U	0.095 U	0.096 U	0.10 U
8270D LL	Acetophenone	ug/L	0.30 U	0.29 U	0.28 U	0.29 U	0.31 U
8270D LL	Anthracene	ug/L	0.10 U	0.096 U	0.095 U	**0.16 J**	0.10 U
8270D LL	Atrazine	ug/L	2.0 U	1.9 U	1.9 U	1.9 U	2.1 U
8270D LL	Benzaldehyde	ug/L	0.10 U	0.096 U	0.095 U	**0.098 J**	0.10 U
8270D LL	Benzo[a]anthracene	ug/L	0.10 U	0.096 U	0.095 U	**0.20**	0.10 U
8270D LL	Benzo[a]pyrene	ug/L	0.10 U	0.096 U	0.095 U	**0.14 J**	0.10 U
8270D LL	Benzo[b]fluoranthene	ug/L	0.10 U	0.096 U	0.095 U	**0.19**	0.10 U
8270D LL	Benzo[g,h,i]perylene	ug/L	0.10 U	0.096 U	0.095 U	**0.11 J**	0.10 U
8270D LL	Benzo[k]fluoranthene	ug/L	0.10 U	0.096 U	0.095 U	0.096 U	0.10 U
8270D LL	Bis(2-chloroethoxy)methane	ug/L	0.10 U	0.096 U	0.095 U	0.1 U	0.10 U
8270D LL	Bis(2-chloroethyl)ether	ug/L	0.10 U	0.096 U	0.095 U	0.096 U	0.10 U
8270D LL	Bis(2-ethylhexyl) phthalate	ug/L	2.0 U	1.9 U	1.9 U	1.9 U	2.1 U
8270D LL	Butyl benzyl phthalate	ug/L	0.12 U	0.11 U	0.11 U	0.11 U	0.12 U
8270D LL	Caprolactam	ug/L	0.13 U	0.12 U	0.12 U	0.12 U	0.13 U
8270D LL	Carbazole	ug/L	0.10 U	0.096 U	**0.18 J**	0.10 U	0.10 U
8270D LL	Chrysene	ug/L	0.045 U	0.043 U	0.043 U	**0.21**	0.046 U
8270D LL	Dibenz(a,h)anthracene	ug/L	0.10 U	0.096 U	0.095 U	**0.096 J**	0.10 U
8270D LL	Dibenzofuran	ug/L	0.10 U	0.096 U	0.095 U	**0.14 J**	0.10 U
8270D LL	Diethyl phthalate	ug/L	**0.14 J**	0.11 U	**0.14 J**	**0.44 J**	0.11 U
8270D LL	Dimethyl phthalate	ug/L	0.10 U	0.096 U	0.095 U	0.096 U	0.10 U

Table 2
Harbor Park Site, Norfolk, VA
Semivolatile Organic Compound Water Sample Results

		Field Sample ID:	MW-01	MW-01-01	MW-02	MW-03	FB-02
		CLP Sample ID:	C0AF9	C0AG0	C0AG4	C0AG6	C0AG8
		Laboratory Sample ID:	680-122854-1	680-122854-2	680-122854-3	680-122854-4	680-122854-5
		Date Collected:	3/10/2016	3/10/2016	3/10/2016	3/10/2016	3/10/2016
		Sample Type:	Field Sample	Field Duplicate of C0AF9	Field Sample	Field Sample	Field Blank
Method	Analyte	Units	Qualified Result	Qualified Result	Qualified Result	Qualified Result	Qualified Result
8270D LL	Di-n-butyl phthalate	ug/L	0.39 U	0.37 U	0.37 U	0.37 U	**0.49 J**
8270D LL	Di-n-octyl phthalate	ug/L	0.17 U	0.16 U	0.16 U	0.16 U	0.18 U
8270D LL	Fluoranthene	ug/L	0.10 U	0.096 U	**0.27**	**0.62**	0.10 U
8270D LL	Fluorene	ug/L	0.10 U	0.096 U	0.095 U	**0.14 J**	0.10 U
8270D LL	Hexachlorobenzene	ug/L	0.10 U	0.096 U	0.095 U	0.096 U	0.10 U
8270D LL	Hexachlorobutadiene	ug/L	0.10 U	0.096 U	0.095 U	0.096 U	0.10 U
8270D LL	Hexachlorocyclopentadiene	ug/L	0.50 UJ	0.48 UJ	0.47 UJ	0.48 UJ	0.51 UJ
8270D LL	Hexachloroethane	ug/L	0.50 U	0.48 U	0.47 U	0.48 U	0.51 U
8270D LL	Indeno[1,2,3-cd]pyrene	ug/L	0.10 U	0.096 U	0.095 U	**0.14 J**	0.10 U
8270D LL	Isophorone	ug/L	0.10 U	0.096 U	0.095 U	0.096 U	0.10 U
8270D LL	Naphthalene	ug/L	0.10 U	0.096 U	0.095 U	0.096 U	0.10 U
8270D LL	Nitrobenzene	ug/L	0.10 U	0.096 U	0.095 U	0.096 U	0.10 U
8270D LL	N-Nitrosodi-n-propylamine	ug/L	0.13 U	0.12 U	0.12 U	0.12 U	0.13 U
8270D LL	N-Nitrosodiphenylamine	ug/L	0.37 U	0.35 U	0.35 U	0.35 U	0.38 U
8270D LL	Pentachlorophenol	ug/L	0.40 U	0.38 U	0.38 U	0.38 U	0.41 U
8270D LL	Phenanthrene	ug/L	0.10 U	0.096 U	**0.11 J**	**0.42**	0.10 U
8270D LL	Phenol	ug/L	0.13 U	0.12 U	0.12 U	0.12 U	0.13 U
8270D LL	Pyrene	ug/L	0.10 U	0.096 U	**0.21**	**0.45**	0.10 U

µg/L = micrograms per liter

Detected results are presented in bold text.

Non-detected results are reported to the method detection llimit (MDL).

U = Not detected at the reported concentration.

J = The reported concentration is estimated.

UJ = The reported detection limit is estimated.

R = The reported result is rejected.

Table 3
Harbor Park Site, Norfolk, VA
Total and Dissolved Metals Sample Results

		Field Sample ID:	FB-02	MW-01		MW-01-01	
		CLP Sample ID:	MC0AG8	MC0AF9	MC0AG2	MC0AG0	MC0AG3
		Laboratory Sample ID:	680-122854-7	680-122854-8	680-122854-10	680-122854-9	680-122854-11
		Date Collected:	3/10/2016	3/10/2016		3/10/2016	
		Sample Type:	Field Blank	Field Sample		Field Duplicate of MC0AF9	Field Duplicate of MC0AG2
		Total or Dissolved:	Total	Total	Dissolved	Total	Dissolved
Method	Analyte	Units	Qualified Result	Qualified Result	Qualified Result	Qualified Result	Qualified Result
6010C	Aluminum	ug/L	24 U	**24 J**	24 U	**29 J**	24 U
6020A	Antimony	ug/L	0.50 U	0.50 U	0.50 U	0.50 U	0.50 U
6020A	Arsenic	ug/L	1.5 U	1.5 U	1.5 U	1.5 U	1.5 U
6020A	Barium	ug/L	**9.5**	**31 J+**	**33 J+**	**33 J+**	**31 J+**
6020A	Beryllium	ug/L	0.17 U	0.17 U	0.17 U	0.17 U	0.17 U
6020A	Cadmium	ug/L	0.15 U	0.15 U	0.15 U	0.15 U	0.15 U
6020A	Chromium	ug/L	1.6 U	1.6 U	1.6 U	1.6 U	1.6 U
6010C	Calcium	ug/L	**21000**	**24000 J+**	**25000 J+**	**25000 J+**	**24000 J+**
6020A	Cobalt	ug/L	0.12 U	**1.7**	**1.8**	**1.8**	**1.6**
6020A	Copper	ug/L	**5.5**	1.7 U	1.7 U	1.7 U	1.7 U
6020A	Lead	ug/L	**1.5 J**	1.0 U	1.0 U	1.0 U	1.0 U
6020A	Manganese	ug/L	**4.1 J**	**120**	**130**	**120**	**120**
6010C	Iron	ug/L	**160**	**530 J+**	**560 J+**	**530 J+**	**540 J+**
6020A	Nickel	ug/L	1.9 U	**5.3**	**5.0**	**5.2**	**4.9 J**
6020A	Selenium	ug/L	1.0 U	**3.5**	**3.5**	**2.5 J**	**3.4 J**
6010C	Magnesium	ug/L	**7700**	**7100 J+**	**7400 J+**	**7500 J+**	**7200 J+**
6020A	Silver	ug/L	0.10 U	0.10 U	0.10 U	0.10 U	0.10 U
6020A	Thallium	ug/L	0.49 U	0.49 U	0.49 U	0.49 U	0.49 U
6020A	Vanadium	ug/L	5.3 U	5.3 U	5.3 U	5.3 U	5.3 U
6010C	Potassium	ug/L	**2700**	**3000 J+**	**3100 J+**	**3100 J+**	**3000 J+**
6020A	Zinc	ug/L	**64**	**47 J+**	**42 J+**	**43 J+**	**41 J+**
6010C	Sodium	ug/L	**12000**	**10000 J+**	**11000 J+**	**11000 J+**	**10000 J+**
7470A	Mercury	ug/L	0.080 U	0.080 U	0.080 U	0.080 U	0.080 U

Detected results are presented in bold text.
µg/L = micrograms per liter

Non-detected results are reported to the method detection llimit (MDL).
U = Not detected at the reported concentration.
J = The reported concentration is estimated.
J+ = The reported concentration is estimated with a high bias.
UJ = The reported detection limit is estimated.
R = The reported result is rejected.

Table 3
Harbor Park Site, Norfolk, VA
Total and Dissolved Metals Sample Results

		Field Sample ID:	MW-02		MW-03		
		CLP Sample ID:	MC0AG4	MC0AG5	MC0AG6	MC0AG7	
		Laboratory Sample ID:	680-122854-12	680-122854-13	680-122854-14	680-122854-15	
		Date Collected:	3/10/2016		3/10/2016		
		Sample Type:	Field Sample		Field Sample		
		Total or Dissolved:	Total	Dissolved	Total	Dissolved	
Method	Analyte	Units	Qualified Result	Qualified Result	Qualified Result	Qualified Result	
6010C	Aluminum	ug/L	**78 J**	24 U	**360**	24 U	
6020A	Antimony	ug/L	0.50 U	0.50 U	0.50 U	0.50 U	
6020A	Arsenic	ug/L	1.5 U	1.5 U	1.5 U	1.5 U	
6020A	Barium	ug/L	**100**	**97**	**280**	**280**	
6020A	Beryllium	ug/L	0.17 U	0.17 U	0.17 U	0.17 U	
6020A	Cadmium	ug/L	0.15 U	0.15 U	0.15 U	0.15 U	
6020A	Chromium	ug/L	1.6 U	1.6 U	**1.7 J**	1.6 U	
6010C	Calcium	ug/L	**160000 J+**	**160000 J+**	**120000 J+**	**110000 J+**	
6020A	Cobalt	ug/L	0.12 U	0.12 U	**0.99**	**0.67**	
6020A	Copper	ug/L	1.7 U	1.7 U	5.0 U	1.7 U	
6020A	Lead	ug/L	2.5 U	0.98 U	12	0.98 U	
6020A	Manganese	ug/L	**220**	**230**	**330**	**310**	
6010C	Iron	ug/L	**300 J+**	**220 J+**	**14000**	**13000**	
6020A	Nickel	ug/L	1.9 U	1.9 U	1.9 U	1.9 U	
6020A	Selenium	ug/L	1.0 U	1.0 U	**2.0 J**	1.0 U	
6010C	Magnesium	ug/L	**300000**	**300000**	**170000**	**160000**	
6020A	Silver	ug/L	0.10 U	0.10 U	0.10 U	0.10 U	
6020A	Thallium	ug/L	0.49 U	0.49 U	0.49 U	0.49 U	
6020A	Vanadium	ug/L	5.3 U	5.3 U	5.3 U	5.3 U	
6010C	Potassium	ug/L	**100000**	**100000**	**60000 J**	**60000 J**	
6020A	Zinc	ug/L	9.6 U	9.6 U	9.6 U	9.6 U	
6010C	Sodium	ug/L	**2600000**	**2600000**	**1700000**	**1700000**	
7470A	Mercury	ug/L	0.080 U	0.080 U	0.080 U	0.080 U	

Detected results are presented in bold text.
µg/L = micrograms per liter

Non-detected results are reported to the method detection llimit (MDL).
U = Not detected at the reported concentration.
J = The reported concentration is estimated.
J+ = The reported concentration is estimated with a high bias.
UJ = The reported detection limit is estimated.
R = The reported result is rejected.

Table 4
Harbor Park, Norfolk, VA
Cyanide Water Sample Results

		Field Sample ID:	FB-02	MW-01	MW-01-01	MW-02	MW-03
		CLP Sample ID:	MC0AG8	MC0AF9	MC0AG0	MC0AG4	MC0AG6
		Laboratory Sample ID:	680-122854-7	680-122854-8	680-122854-9	680-122854-12	680-122854-14
		Date Collected:	3/10/2016	3/10/2016	3/10/2016	3/10/2016	3/10/2016
		Sample Type:	Field Blank	Field Sample	Field Duplicate of MC0AF9	Field Sample	Field Sample
Method	Analyte	Units	Qualified Result	Qualified Result	Qualified Result	Qualified Result	Qualified Result
9012A	Cyanide, Total	mg/L	**0.0060 J**	0.0025 U	0.010 U	0.010 U	0.010 U

Detected results are presented in bold text.
mg/L = milligrams per liter

Non-detected results are reported to the method detection llimit (MDL).
U = Not detected at the reported concentration.
J = The reported concentration is estimated.
UJ = The reported detection limit is estimated.
R = The reported result is rejected.

Weston Solutions, Inc.
1400 Weston Way
West Chester, PA 19380
610-701-3000 ● Fax 610-701-3186
www.westonsolutions.com

Date: August 1, 2016

To: Michael Taurino
EPA Region 3 Work Assignment Manager

From: Tara Lambert
WESTON START Data Validator

Linda Adams
WESTON START Chemist

Subject: Organic and Inorganic Data Validation (S2AVM)
Site: Harbor Park Site, Norfolk, VA
TDD: W504-15-09-001
Case: R34842 SDG: 680-125120-1
DCN: W0059.4B.01764

Overview

Case R34842, Sample Delivery Group (SDG) 680-125120-1, consisted of four (4) groundwater samples, one (1) field blank, and one (1) trip blank sample analyzed for Volatile Organic Compounds (VOCs), Semivolatile Organic Compounds (SVOCs), Polynuclear Aromatic Hydrocarbons (PAHs), total and dissolved metals by inductively-coupled plasma-atomic emission spectroscopy (ICP-AES) and inductively-coupled plasma-mass spectroscopy (ICP-MS), total and dissolved mercury, and total cyanide. Analyses were performed by TestAmerica Laboratories, Inc. located in Savannah Georgia. Samples were analyzed according to EPA Methods 8260B (VOCs), 8270D (SVOCs and low-level PAHs), 6010C and 6020A (metals), 7470A (mercury), and 9012A (cyanide).

Summary

Sample data were validated for organic analysis by the *USEPA Contract Laboratory Program National Functional Guidelines for Superfund Organic Methods Data Review* (EPA, 2014) (Organic NFG) and for Target Analyte List (TAL) metals, mercury, and cyanide by *USEPA Contract Laboratory Program National Functional Guidelines for Inorganic Superfund Data Review* (EPA, 2014) (Inorganic NFG). This validation was assigned the Superfund Data Validation Label S2AVM (Stage_2A_Validation_Manual). Validated results are presented in Tables 1 through 5.

At the request of the EPA Work Assignment Manager, samples were submitted to a WESTON-subcontracted laboratory. WESTON has been tasked to evaluate laboratory reported data for the purpose of usability.

Major Problems

VOCs

No major problems were noted during the validation of the VOC analyses.

SVOCs

No major problems were noted during the validation of the SVOC analyses.

Low Level PAHs

No major problems were noted during the validation of the low-level PAH analyses.

ICP-AES

No major problems were noted during the validation of the ICP-AES analyses.

ICP-MS

No major problems were noted during the validation of the ICP-MS analyses.

Mercury

No major problems were noted during the validation of the mercury analyses.

Cyanide

No major problems were noted during the validation of the cyanide analyses.

Minor Problems

VOCs

No minor problems were noted during the validation of the VOC analyses.

SVOCs

No minor problems were noted during the validation of the SVOC analyses.

Low-Level PAHs

The percent recovery (%R) for laboratory control sample duplicate (LCSD) 680-433171/11-A for naphthalene (94 %R) was outside the acceptance criteria of 35-88 %R. Associated samples that were non-detected did not require qualification. The detected result for naphthalene in sample C0AH0 was qualified as estimated (J).

ICP-AES

As noted below, WESTON qualified groundwater sample results based on elevated concentrations of metals in the ambient field blank submitted for analysis. The highest concentrations in the field blank were for the nutrient metals (i.e., calcium, magnesium, potassium, and sodium). The elevated metals concentrations suggest that the field blank did not consist of deionized water. WESTON contacted the laboratory to investigate the anomaly. The laboratory stated that the water provided for the field blank should have been deionized water but WESTON was unable to confirm the source of the metals in the field blank. Out of an abundance of caution, WESTON qualified the groundwater results for certain ICP-AES metals as estimated with a potential high bias (J+).

Total Metals

Calcium, magnesium, potassium, and sodium were detected in field blank sample MC0AH2 at levels above the laboratory Reporting Limits (RLs). The following samples were qualified as indicated:

- Calcium results were greater than the RL but less than 10 times (10X) the field blank result for samples MC0AH6, MC0AH9, MC0AH0, and MC0AH4. Sample results were qualified as estimated with a high bias (J+).

- Magnesium, potassium, and sodium results were greater than the RL but less than 10X the field blank result for sample MC0AH4. Sample results were qualified as estimated with a high bias (J+).

The laboratory performed a laboratory duplicate analysis for sample MC0AH0. The relative percent difference (RPD) criterion of 20% was met except for the following analyte:

- The iron result for sample MC0AH0 was qualified as estimated (J) because the RPD (32%) exceeded the acceptance criterion in the laboratory duplicate analysis.

Dissolved Metals

Calcium, magnesium, potassium, and sodium were detected in field blank sample MC0AH2 at levels above the RL. The following samples were qualified as indicated:

- Calcium results were greater than the RL but less than 10 times (10X) the field blank result for samples MC0AH7, MC0AH8, MC0AH1, and MC0AH5. Sample results were qualified as estimated with a high bias (J+).

- Magnesium, potassium and sodium results were greater than the RL but less than 10X the field blank result for sample MC0AH5. Sample results were qualified as estimated with a high bias (J+).

ICP-MS

Total metals results were greater than the dissolved metals results and/or within the 10 percent difference (%D) Quality Control (QC) limits for all metals analytes with the following exceptions:

- The total and dissolved pair MC0AH6 and MC0AH7 for cobalt had a 13 %D. Cobalt results in samples MC0AH6 and MC0AH7 were qualified as estimated (J).

- The total and dissolved pair MC0AH9 and MC0AH8 for cobalt had a 14 %D. Copper was not detected in total metals sample MC0AH9 but was detected in dissolved metals sample MC0AH7. Cobalt results in samples MA0AH9 and MC0AH8 were qualified as estimated (J). The non-detected total copper result in sample MA0AH9 was qualified as estimated (UJ) and the detected dissolved copper result in sample MC0AH8 was qualified as estimated (J).

As noted below, WESTON qualified total and dissolved groundwater sample results based on elevated concentrations of metals in the ambient field blank submitted for analysis. Barium and zinc were detected in the field blank. The presence of elevated ICP-AES metals concentrations suggest that the field blank did not consist of deionized water. WESTON contacted the laboratory to investigate the anomaly. The laboratory stated that the water provided for the field blank should have been deionized water but WESTON was unable to confirm the source of the metals in the field blank. Out of an abundance of caution, WESTON qualified the groundwater results for certain ICP-MS metals as estimated with a potential high bias (J+).

<u>Total Metals</u>

Barium and zinc were detected in field blank sample MC0AH2 at levels above the RL. The associated laboratory and method blanks for these analytes were all non-detected. The following analytes were qualified:

- Barium and zinc results were greater than the RL but less than 10X the field blank result for sample MC0AH4. Sample results for barium and zinc were qualified as estimated with a high bias (J+).

Dissolved Metals

Barium and zinc were detected in field blank sample MC0AH2 at levels above the RL. The associated laboratory and method blanks for these analytes were all non-detected. The following analytes were qualified:

- Barium and zinc results were greater than the RL but less than 10X the field blank result for sample MC0AH5. Sample results were qualified as estimated with a high bias (J+).

Samples MC0AH7 and MC0AH8 were identified as a field duplicate pair. For results greater than five times the reporting limit, RPDs were less than 30%. For field duplicate results less than five times the reporting limit, the difference between the duplicate and the original was less than the reporting limit.

Precision was deemed acceptable for all analytes with the exception of copper. The non-detected copper result for MC0AH7 and the detected copper result for sample MC0AH8 were qualified as estimated (UJ/J).

Mercury

No minor problems associated with the mercury analyses.

Cyanide

No minor problems associated with the cyanide analyses.

Notes

VOCs

In accordance with EPA Region 3 guidance, no matrix spike (MS) and matrix spike duplicate (MSD) analyses were requested or performed.

The method blank and field blank associated with the samples in this SDG were free from contamination.

Acetone, bromodichloromethane, and chloroform were present in trip blank sample C0AH3. Associated samples were non-detected for these analytes, therefore, no qualifiers were applied.

Samples C0AH6 and C0AH9 were submitted as the field duplicate pair with this sample set. Precision was deemed acceptable for the VOC analysis.

Target compounds detected below RLs were qualified as estimated “J” by the laboratory; the data validator retained the “J” qualifier.

Tentatively Identified Compounds (TICs): No VOC TIC results were requested or reported.

SVOCs

The recovery of the surrogate 2,4,6-tribromophenol (35 %R) was less than the lower acceptance criteria 39 %R in the analysis of sample C0AH4. No qualification was required because only one of the three acid surrogates fell below the acceptance criteria.

In accordance with EPA Region 3 guidance, no MS/MSD analyses were requested or performed.

The method blank and field blank associated with the samples in this SDG were free from contamination.

Samples C0AH6 and C0AH9 were submitted as the field duplicate pair with this sample set. Precision was deemed acceptable for the SVOC analysis.

Target compounds detected below RLs were qualified as estimated "J" by the laboratory; the data validator retained the "J" qualifier.

TICs: No SVOC TIC results were reported.

Low Level PAHs

The recoveries of the surrogates nitrobenzene-d5 (118 %R) and 2-fluorobiphenyl (112 %R) were outside the acceptance limits of 43-107 %R and 43-105 %R, respectively, in the analysis of field blank sample C0AH2. Target analytes were not detected in this sample. Qualification of the data was not required since a high bias was indicated, and the sample was non-detected for all analytes.

The recovery of the surrogate terphenyl-d14 (114 %R) was outside the acceptance criteria of 20-112 %R in the analysis of sample C0AH4. No qualification was required since only one of the three base/neutral surrogates exceeded the acceptance criteria.

The recoveries of the surrogates nitrobenzene-d5 (116 %R) and 2-fluorobiphenyl (109 %R) were outside the acceptance criteria of 43-107 %R and 43-105 %R, respectively, in the analysis of the method blank for batch 680-433171. The recovery of the surrogate 2-fluorobiphenyl (108 %R) was outside the acceptance criteria of 43-105 %R in the LCS for batch 680-433171. The recoveries of the surrogates nitrobenzene-d5 (111 %R) and 2-fluorobiphenyl (107 %R) were outside the acceptance criteria of 43-107 %R and 43-105 %R, respectively, in the analysis of the LCSD for QC batch 680-433171. Qualification of the sample data was not required based on surrogate outliers in the method blank, LCS, and LCSD.

Spike recoveries for the LCS and/or LCSD for QC batch 680-433171 for 2-methylnaphthalene (96 %R LCSD), benzo[b]fluoranthene (116 %R LCSD), and benzo[k]fluoranthene (115 %R LCS and 125 %R LCSD) exceeded their respective acceptance limits [2-methylnaphthalene (37-91 %R), benzo[b]fluoranthene (46-113 %R), and benzo[k]fluoranthene (53-104 %R)]. These compounds were not detected in the associated samples; qualification of the data was not required.

According to the laboratory narrative, several analytes failed the MS/MSD recovery and/or RPD acceptance criteria; however, in accordance with EPA Region 3 guidance, WESTON did not request MS/MSD analyses. Sample data were not qualified based on the MS/MSD.

Samples C0AH6 and C0AH9 were submitted as the field duplicate pair with this sample set. Precision was deemed acceptable for the low level PAH analysis.

ICP-AES

Total metals results were greater than the dissolved metals results and/or within the 10 %D QC limits for all metals analytes.

Total Metals

Calcium was detected below the RL in the laboratory method blank associated with samples MC0AH2, MC0AH6, MC0AH9, MC0AH0, and MC0AH4. The results for calcium in the associated samples were all greater than 10 times the method blank concentration. Sample results were not qualified due to method blank contamination.

Matrix spike (MS) recoveries met the 75-125 %R criteria for sample MC0AH0. A matrix spike duplicate (MSD) was not analyzed with this SDG. Calcium, magnesium, potassium, and sodium results in MS sample MC0AH0 were greater than four times the matrix spike concentration, therefore, control limits were not applicable and no qualifiers were applied.

Samples MC0AH6 and MC0AH9 were identified as a field duplicate pair. For field duplicate results greater than five times the reporting limit, RPDs were less than 30%. For field duplicate results less than five times the reporting limit, the absolute difference between the field duplicate and the original sample was less than the reporting limit. Precision was deemed acceptable for all analyses.

Samples MC0AH6, MC0AH9, and MC0AH0 were analyzed at 10-fold dilutions for potassium and at 100-fold dilutions for sodium. Sample results, RLs, and method detection limits were adjusted accordingly.

Dissolved Metals

The method blanks associated with the samples in this SDG were free from contamination. No qualifications were required due to method blank contamination.

Matrix spike recoveries met the 75-125 %R criteria for sample MC0AH1. A matrix spike duplicate was not analyzed with this SDG. Calcium, magnesium, potassium, and sodium results in MS sample MC0AH1 were greater than four times the matrix spike concentration, therefore, control limits were not applicable and no qualifiers were applied.

Samples MC0AH7 and MC0AH8 were identified as a field duplicate pair. For results greater than five times the reporting limit, RPDs were less than 30%. For field duplicate results less than five times the reporting limit, the absolute difference between the duplicate and the original was less than the reporting limit. Precision was deemed acceptable for all analyses.

Samples MC0AH7, MC0AH8, and MC0AH1 were analyzed at 10-fold dilutions for potassium and at 100-fold dilutions for sodium. Sample results, RLs, and method detection limits were adjusted accordingly.

ICP-MS

Total Metals

The method blanks associated with the samples in this SDG were free from contamination with one exception. Selenium was detected in one of the continuing calibration blanks (CCB), however, this CCB did not bracket the samples. No sample qualifiers were required due to CCB contamination.

Matrix spike recoveries met the 75-125 %R acceptance criteria for sample MC0AH0, or the associated unspiked parent sample concentration was greater than four times the spike added concentration. A matrix spike duplicate was not analyzed with this SDG. No results were qualified based on matrix spike recovery.

The post digestion spike performed on sample MC0AH0 recovered outside the control limits of 80-120 %R for chromium, cobalt, and vanadium. Qualification was not required because matrix spike recoveries for these analytes were within control limits.

Samples MC0AH6 and MC0AH9 were identified as a field duplicate pair. For field duplicate results greater than five times the reporting limit, RPDs were less than 30%. For field duplicate results less than five times the reporting limit, the difference between the duplicate and the original was less than the reporting limit. Precision was deemed acceptable for all analyses.

Dissolved Metals

The method blanks associated with the samples in this SDG were free from contamination. No qualifications were required due to method blank contamination.

Matrix spike recoveries met the 75-125 %R criteria for sample MC0AH1, or the associated un-spiked parent sample concentration was greater than four times the spiking concentration. A matrix spike duplicate was not analyzed with this SDG. No results were qualified based on matrix spike recoveries.

Mercury

The method blanks and field blank associated with the samples in this SDG were free from contamination.

Matrix spike recoveries met the 75-125 %R criteria for total mercury sample MC0AH0 and dissolved mercury sample MC0AH1. A matrix spike duplicate was not analyzed with this SDG.

MS/MSD analysis was performed for mercury on field blank sample MC0AH2. These MS/MSD results were not used for validation. The laboratory should not have spiked a field blank.

Samples MC0AH6/MC0AH9 (total mercury) and MC0AH7/MC0AH8 (dissolved mercury) were identified as field duplicate pairs. Precision was deemed acceptable for mercury.

Cyanide

The method blank and field blank associated with the samples in this SDG were free from contamination.

Matrix spike recovery met the 85-115 %R criteria for sample MC0AH0. A matrix spike duplicate was not analyzed with this SDG.

Samples MC0AH6 and MC0AH9 were identified as a field duplicate pair. Precision was deemed acceptable for cyanide.

Glossary of Data Qualifier Codes

U	The analyte was analyzed for, but was not detected at a level greater than or equal to the level of the adjusted Reporting Limit (RL) for sample and method.
J	The analyte was positively identified and the associated numerical value is the approximate concentration of the analyte in the sample (due either to the quality of the data generated because certain quality control criteria were not met, or the concentration of the analyte was below the RL).
J+	The analyte was positively identified and the associated numerical value is the approximate concentration of the analyte in the sample. The result is an estimated quantity, but the result may be biased high.
J-	The analyte was positively identified and the associated numerical value is the approximate concentration of the analyte in the sample. The result is an estimated quantity, but the result may be biased low.
B	The result is presumed a blank contaminant. This qualifier is used only for drinking water samples or for unvalidated TIC results.
JN	The analysis indicates the presence of an analyte that has been “tentatively indentified” and the associated numerical value represents its approximate concentration.
UJ	The analyte was not detected at a level greater than or equal to the adjusted RL. However, the reported adjusted RL is approximate and may be inaccurate or imprecise.
R	The sample results are unusable due to the quality of the data generated because certain criteria were not met. The analyte may or may not be present in the sample.
C	This qualifier applies to pesticide and Aroclor results when the identification has been confirmed by Gas Chromatograph/Mass Spectrometer (GC/MS).
X	This qualifier applies to pesticide and Aroclor results when GC/MS analysis was attempted but was unsuccessful.

Table 1
Harbor Park Site, Norfolk, VA
Volatile Organic Compound Water Sample Results

		Field Sample ID:	MW-02	FB	TB-04	MW-01	MW-03
		CLP Sample ID:	C0AH0	C0AH2	C0AH3	C0AH4	C0AH6
		Laboratory Sample ID:	680-125120-1	680-125120-2	680-125120-3	680-125120-4	680-125120-5
		Date Collected:	5/10/2016	5/10/2016	5/10/2016	5/10/2016	5/10/2016
		Sample Type:	Field Sample	Field Blank	Trip Blank	Field Sample	Field Sample
Method	Analyte	Units	Qualified Result	Qualified Result	Qualified Result	Qualified Result	Qualified Result
8260B	Acetone	ug/L	7.0 U	7.0 U	**8.4 J**	7.0 U	7.0 U
8260B	Benzene	ug/L	0.43 U	0.43 U	0.43 U	0.43 U	0.43 U
8260B	Bromobenzene	ug/L	0.50 U	0.50 U	0.50 U	0.50 U	0.50 U
8260B	Bromochloromethane	ug/L	0.45 U	0.45 U	0.45 U	0.45 U	0.45 U
8260B	Bromodichloromethane	ug/L	0.44 U	0.44 U	**4.5**	0.44 U	0.44 U
8260B	Bromoform	ug/L	0.43 U	0.43 U	0.43 U	0.43 U	0.43 U
8260B	Bromomethane	ug/L	2.5 U	2.5 U	2.5 U	2.5 U	2.5 U
8260B	2-Butanone (MEK)	ug/L	3.4 U	3.4 U	3.4 U	3.4 U	3.4 U
8260B	n-Butylbenzene	ug/L	0.47 U	0.47 U	0.47 U	0.47 U	0.47 U
8260B	sec-Butylbenzene	ug/L	0.42 U	0.42 U	0.42 U	**0.42 J**	**0.42 J**
8260B	tert-Butylbenzene	ug/L	0.45 U	0.45 U	0.45 U	0.45 U	0.45 U
8260B	Carbon disulfide	ug/L	1.0 U	1.0 U	1.0 U	1.0 U	1.0 U
8260B	Carbon tetrachloride	ug/L	0.33 U	0.33 U	0.33 U	0.33 U	0.33 U
8260B	Chlorobenzene	ug/L	0.26 U	0.26 U	0.26 U	0.26 U	0.26 U
8260B	Chloroethane	ug/L	2.5 U	2.5 U	2.5 U	2.5 U	2.5 U
8260B	Chloroform	ug/L	0.50 U	0.50 U	**23**	0.50 U	0.50 U
8260B	Chloromethane	ug/L	0.40 U	0.40 U	0.40 U	0.40 U	0.40 U
8260B	2-Chlorotoluene	ug/L	0.27 U	0.27 U	0.27 U	0.27 U	0.27 U
8260B	4-Chlorotoluene	ug/L	0.45 U	0.45 U	0.45 U	0.45 U	0.45 U
8260B	Dibromochloromethane	ug/L	0.32 U	0.32 U	0.32 U	0.32 U	0.32 U
8260B	1,2-Dibromo-3-Chloropropane	ug/L	1.1 U	1.1 U	1.1 U	1.1 U	1.1 U
8260B	1,2-Dibromoethane	ug/L	0.44 U	0.44 U	0.44 U	0.44 U	0.44 U
8260B	Dibromomethane	ug/L	0.35 U	0.35 U	0.35 U	0.35 U	0.35 U
8260B	1,2-Dichlorobenzene	ug/L	0.37 U	0.37 U	0.37 U	0.37 U	0.37 U
8260B	1,3-Dichlorobenzene	ug/L	0.43 U	0.43 U	0.43 U	0.43 U	0.43 U
8260B	1,4-Dichlorobenzene	ug/L	0.46 U	0.46 U	0.46 U	0.46 U	0.46 U
8260B	Dichlorodifluoromethane	ug/L	0.60 U	0.60 U	0.60 U	0.60 U	0.60 U
8260B	1,1-Dichloroethane	ug/L	0.38 U	0.38 U	0.38 U	0.38 U	0.38 U
8260B	1,2-Dichloroethane	ug/L	0.50 U	0.50 U	0.50 U	0.50 U	0.50 U
8260B	cis-1,2-Dichloroethene	ug/L	0.41 U	0.41 U	0.41 U	0.41 U	0.41 U
8260B	trans-1,2-Dichloroethene	ug/L	0.37 U	0.37 U	0.37 U	0.37 U	0.37 U
8260B	1,2-Dichloroethene, Total	ug/L	0.37 U	0.37 U	0.37 U	0.37 U	0.37 U
8260B	1,1-Dichloroethene	ug/L	0.36 U	0.36 U	0.36 U	0.36 U	0.36 U
8260B	1,2-Dichloropropane	ug/L	0.67 U	0.67 U	0.67 U	0.67 U	0.67 U
8260B	1,3-Dichloropropane	ug/L	0.34 U	0.34 U	0.34 U	0.34 U	0.34 U
8260B	2,2-Dichloropropane	ug/L	0.37 U	0.37 U	0.37 U	0.37 U	0.37 U
8260B	1,1-Dichloropropene	ug/L	0.34 U	0.34 U	0.34 U	0.34 U	0.34 U
8260B	cis-1,3-Dichloropropene	ug/L	0.40 U	0.40 U	0.40 U	0.40 U	0.40 U
8260B	trans-1,3-Dichloropropene	ug/L	0.42 U	0.42 U	0.42 U	0.42 U	0.42 U
8260B	Ethylbenzene	ug/L	0.33 U	0.33 U	0.33 U	0.33 U	0.33 U
8260B	2-Hexanone	ug/L	2.0 U	2.0 U	2.0 U	2.0 U	2.0 U
8260B	Isopropylbenzene	ug/L	0.35 U	0.35 U	0.35 U	0.35 U	0.35 U
8260B	p-Isopropyltoluene	ug/L	0.48 U	0.48 U	0.48 U	0.48 U	0.48 U
8260B	Methylene Chloride	ug/L	2.5 U	2.5 U	2.5 U	2.5 U	2.5 U
8260B	4-Methyl-2-pentanone	ug/L	2.1 U	2.1 U	2.1 U	2.1 U	2.1 U
8260B	Methyl tert-butyl ether	ug/L	0.30 U	0.30 U	0.30 U	0.30 U	0.30 U
8260B	N-Propylbenzene	ug/L	0.38 U	0.38 U	0.38 U	0.38 U	0.38 U
8260B	Styrene	ug/L	0.27 U	0.27 U	0.27 U	0.27 U	0.27 U
8260B	1,1,1,2-Tetrachloroethane	ug/L	0.37 U	0.37 U	0.37 U	0.37 U	0.37 U
8260B	1,1,2,2-Tetrachloroethane	ug/L	0.62 U	0.62 U	0.62 U	0.62 U	0.62 U
8260B	Tetrachloroethene	ug/L	0.74 U	0.74 U	0.74 U	0.74 U	0.74 U

Table 1
Harbor Park Site, Norfolk, VA
Volatile Organic Compound Water Sample Results

		Field Sample ID:	MW-02	FB	TB-04	MW-01	MW-03
		CLP Sample ID:	C0AH0	C0AH2	C0AH3	C0AH4	C0AH6
		Laboratory Sample ID:	680-125120-1	680-125120-2	680-125120-3	680-125120-4	680-125120-5
		Date Collected:	5/10/2016	5/10/2016	5/10/2016	5/10/2016	5/10/2016
		Sample Type:	Field Sample	Field Blank	Trip Blank	Field Sample	Field Sample
Method	Analyte	Units	Qualified Result	Qualified Result	Qualified Result	Qualified Result	Qualified Result
8260B	Toluene	ug/L	0.48 U	0.48 U	0.48 U	0.48 U	0.48 U
8260B	1,2,3-Trichlorobenzene	ug/L	2.5 U	2.5 U	2.5 U	2.5 U	2.5 U
8260B	1,2,4-Trichlorobenzene	ug/L	2.5 U	2.5 U	2.5 U	2.5 U	2.5 U
8260B	1,1,1-Trichloroethane	ug/L	0.37 U	0.37 U	0.37 U	0.37 U	0.37 U
8260B	1,1,2-Trichloroethane	ug/L	0.33 U	0.33 U	0.33 U	0.33 U	0.33 U
8260B	Trichloroethene	ug/L	0.48 U	0.48 U	0.48 U	0.48 U	0.48 U
8260B	Trichlorofluoromethane	ug/L	0.42 U	0.42 U	0.42 U	0.42 U	0.42 U
8260B	1,2,3-Trichloropropane	ug/L	0.39 U	0.39 U	0.39 U	0.39 U	0.39 U
8260B	1,1,2-Trichloro-1,2,2-trifluoroethane	ug/L	0.36 U	0.36 U	0.36 U	0.36 U	0.36 U
8260B	1,2,4-Trimethylbenzene	ug/L	0.47 U	0.47 U	0.47 U	0.47 U	0.47 U
8260B	1,3,5-Trimethylbenzene	ug/L	0.31 U	0.31 U	0.31 U	0.31 U	0.31 U
8260B	Vinyl acetate	ug/L	0.81 U	0.81 U	0.81 U	0.81 U	0.81 U
8260B	Vinyl chloride	ug/L	0.50 U	0.50 U	0.50 U	0.50 U	0.50 U
8260B	o-Xylene	ug/L	0.23 U	0.23 U	0.23 U	0.23 U	0.23 U
8260B	m-Xylene & p-Xylene	ug/L	0.35 U	0.35 U	0.35 U	0.35 U	0.35 U
8260B	Xylenes, Total	ug/L	0.23 U	0.23 U	0.23 U	0.23 U	0.23 U
8260B	Cyclohexane	ug/L	0.39 U	0.39 U	0.39 U	0.39 U	0.39 U
8260B	Methylcyclohexane	ug/L	0.43 U	0.43 U	0.43 U	0.43 U	0.43 U
8260B	Methyl acetate	ug/L	1.8 U	1.8 U	1.8 U	1.8 U	1.8 U

Detected results are presented in bold text.
µg/L = micrograms per liter

Non-detected results are reported to the method detection llimit (MDL).
U = Not detected at the reported concentration.
J = The reported concentration is estimated.
UJ = The reported detection limit is estimated.
R = The reported result is rejected.

Table 1
Harbor Park Site, Norfolk, VA
Volatile Organic Compound Water Sample Results

		Field Sample ID:	MW-03-01				
		CLP Sample ID:	C0AH9				
		Laboratory Sample ID:	680-125120-6				
		Date Collected:	5/10/2016				
		Sample Type:	Field Duplicate of C0AH6				
Method	Analyte	Units	Qualified Result				
8260B	Acetone	ug/L	7.0 U				
8260B	Benzene	ug/L	0.43 U				
8260B	Bromobenzene	ug/L	0.50 U				
8260B	Bromochloromethane	ug/L	0.45 U				
8260B	Bromodichloromethane	ug/L	0.44 U				
8260B	Bromoform	ug/L	0.43 U				
8260B	Bromomethane	ug/L	2.5 U				
8260B	2-Butanone (MEK)	ug/L	3.4 U				
8260B	n-Butylbenzene	ug/L	0.47 U				
8260B	sec-Butylbenzene	ug/L	0.42 U				
8260B	tert-Butylbenzene	ug/L	0.45 U				
8260B	Carbon disulfide	ug/L	1.0 U				
8260B	Carbon tetrachloride	ug/L	0.33 U				
8260B	Chlorobenzene	ug/L	0.26 U				
8260B	Chloroethane	ug/L	2.5 U				
8260B	Chloroform	ug/L	0.50 U				
8260B	Chloromethane	ug/L	0.40 U				
8260B	2-Chlorotoluene	ug/L	0.27 U				
8260B	4-Chlorotoluene	ug/L	0.45 U				
8260B	Dibromochloromethane	ug/L	0.32 U				
8260B	1,2-Dibromo-3-Chloropropane	ug/L	1.1 U				
8260B	1,2-Dibromoethane	ug/L	0.44 U				
8260B	Dibromomethane	ug/L	0.35 U				
8260B	1,2-Dichlorobenzene	ug/L	0.37 U				
8260B	1,3-Dichlorobenzene	ug/L	0.43 U				
8260B	1,4-Dichlorobenzene	ug/L	0.46 U				
8260B	Dichlorodifluoromethane	ug/L	0.60 U				
8260B	1,1-Dichloroethane	ug/L	0.38 U				
8260B	1,2-Dichloroethane	ug/L	0.50 U				
8260B	cis-1,2-Dichloroethene	ug/L	0.41 U				
8260B	trans-1,2-Dichloroethene	ug/L	0.37 U				
8260B	1,2-Dichloroethene, Total	ug/L	0.37 U				
8260B	1,1-Dichloroethene	ug/L	0.36 U				
8260B	1,2-Dichloropropane	ug/L	0.67 U				
8260B	1,3-Dichloropropane	ug/L	0.34 U				
8260B	2,2-Dichloropropane	ug/L	0.37 U				
8260B	1,1-Dichloropropene	ug/L	0.34 U				
8260B	cis-1,3-Dichloropropene	ug/L	0.40 U				
8260B	trans-1,3-Dichloropropene	ug/L	0.42 U				
8260B	Ethylbenzene	ug/L	0.33 U				
8260B	2-Hexanone	ug/L	2.0 U				
8260B	Isopropylbenzene	ug/L	0.35 U				
8260B	p-Isopropyltoluene	ug/L	0.48 U				
8260B	Methylene Chloride	ug/L	2.5 U				
8260B	4-Methyl-2-pentanone	ug/L	2.1 U				
8260B	Methyl tert-butyl ether	ug/L	0.30 U				
8260B	N-Propylbenzene	ug/L	0.38 U				
8260B	Styrene	ug/L	0.27 U				
8260B	1,1,1,2-Tetrachloroethane	ug/L	0.37 U				
8260B	1,1,2,2-Tetrachloroethane	ug/L	0.62 U				
8260B	Tetrachloroethene	ug/L	0.74 U				

Table 1
Harbor Park Site, Norfolk, VA
Volatile Organic Compound Water Sample Results

		Field Sample ID:	MW-03-01				
		CLP Sample ID:	C0AH9				
		Laboratory Sample ID:	680-125120-6				
		Date Collected:	5/10/2016				
		Sample Type:	Field Duplicate of C0AH6				
Method	Analyte	Units	Qualified Result				
8260B	Toluene	ug/L	0.48 U				
8260B	1,2,3-Trichlorobenzene	ug/L	2.5 U				
8260B	1,2,4-Trichlorobenzene	ug/L	2.5 U				
8260B	1,1,1-Trichloroethane	ug/L	0.37 U				
8260B	1,1,2-Trichloroethane	ug/L	0.33 U				
8260B	Trichloroethene	ug/L	0.48 U				
8260B	Trichlorofluoromethane	ug/L	0.42 U				
8260B	1,2,3-Trichloropropane	ug/L	0.39 U				
8260B	1,1,2-Trichloro-1,2,2-trifluoroethane	ug/L	0.36 U				
8260B	1,2,4-Trimethylbenzene	ug/L	0.47 U				
8260B	1,3,5-Trimethylbenzene	ug/L	0.31 U				
8260B	Vinyl acetate	ug/L	0.81 U				
8260B	Vinyl chloride	ug/L	0.50 U				
8260B	o-Xylene	ug/L	0.23 U				
8260B	m-Xylene & p-Xylene	ug/L	0.35 U				
8260B	Xylenes, Total	ug/L	0.23 U				
8260B	Cyclohexane	ug/L	0.39 U				
8260B	Methylcyclohexane	ug/L	0.43 U				
8260B	Methyl acetate	ug/L	1.8 U				

Detected results are presented in bold text.
µg/L = micrograms per liter

Non-detected results are reported to the method detection llimit (MDL).
U = Not detected at the reported concentration.
J = The reported concentration is estimated.
UJ = The reported detection limit is estimated.
R = The reported result is rejected.

Table 2
Harbor Park Site, Norfolk, VA
Semivolatile Organic Compound Water Sample Results

		Field Sample ID:	FB	MW-03	MW-03-01	MW-02	MW-01
		CLP Sample ID:	C0AH2	C0AH6	C0AH9	C0AH0	C0AH4
		Laboratory Sample ID:	680-125120-2	680-125120-8	680-125120-9	680-125120-14	680-125120-17
		Date Collected:	5/10/2016	5/10/2016	5/10/2016	5/10/2016	5/10/2016
		Sample Type:	Field Blank	Field Sample	Field Duplicate of C0AH6	Field Sample	Field Sample
Method	Analyte	Units	Qualified Result	Qualified Result	Qualified Result	Qualified Result	Qualified Result
8270D	1,1'-Biphenyl	ug/L	0.56 U	0.58 U	0.58 U	0.56 U	0.57 U
8270D	1,2,4,5-Tetrachlorobenzene	ug/L	0.73 U	0.76 U	0.76 U	0.74 U	0.75 U
8270D	1,4-Dioxane	ug/L	3.3 U	3.4 U	3.4 U	3.3 U	3.4 U
8270D	2,2'-Oxybis(1-chloropropane)	ug/L	0.75 U	0.78 U	0.78 U	0.76 U	0.77 U
8270D	2,3,4,6-Tetrachlorophenol	ug/L	0.69 U	0.72 U	0.72 U	0.70 U	0.71 U
8270D	2,4,5-Trichlorophenol	ug/L	1.2 U	1.2 U	1.2 U	1.2 U	1.2 U
8270D	2,4,6-Trichlorophenol	ug/L	0.82 U	0.85 U	0.85 U	0.82 U	0.84 U
8270D	2,4-Dichlorophenol	ug/L	1.1 U	1.1 U	1.1 U	1.1 U	1.1 U
8270D	2,4-Dimethylphenol	ug/L	3.8 U	4.0 U	4.0 U	3.9 U	4.0 U
8270D	2,4-Dinitrophenol	ug/L	9.6 U	10 U	10 U	**9.7 J**	**9.9 J**
8270D	2,4-Dinitrotoluene	ug/L	1.2 U	1.2 U	1.2 U	1.2 U	1.2 U
8270D	2,6-Dinitrotoluene	ug/L	1.1 U	1.1 U	1.1 U	1.1 U	1.1 U
8270D	2-Chloronaphthalene	ug/L	0.77 U	0.80 U	0.80 U	0.78 U	0.79 U
8270D	2-Chlorophenol	ug/L	0.84 U	0.87 U	0.87 U	0.84 U	0.86 U
8270D	2-Methylnaphthalene	ug/L	0.75 U	0.78 U	0.78 U	0.76 U	0.77 U
8270D	2-Methylphenol	ug/L	0.86 U	0.89 U	0.89 U	0.86 U	0.88 U
8270D	2-Nitroaniline	ug/L	1.2 U	1.3 U	1.3 U	1.3 U	1.3 U
8270D	2-Nitrophenol	ug/L	0.73 U	0.76 U	0.76 U	0.74 U	0.75 U
8270D	3 & 4 Methylphenol	ug/L	1.2 U	1.3 U	1.3 U	1.3 U	1.3 U
8270D	3,3'-Dichlorobenzidine	ug/L	29 U	30 U	30 U	29 U	30 U
8270D	3-Nitroaniline	ug/L	4.8 U	5.0 U	5.0 U	4.8 U	5.0 U
8270D	4,6-Dinitro-2-methylphenol	ug/L	9.6 U	10 U	10 U	9.7 U	9.9 U
8270D	4-Bromophenyl phenyl ether	ug/L	0.74 U	0.77 U	0.77 U	0.75 U	0.76 U
8270D	4-Chloro-3-methylphenol	ug/L	0.96 U	1.0 U	1.0 U	0.97 U	0.99 U
8270D	4-Chloroaniline	ug/L	2.1 U	2.2 U	2.2 U	2.1 U	2.2 U
8270D	4-Chlorophenyl phenyl ether	ug/L	0.81 U	0.84 U	0.84 U	0.81 U	0.83 U
8270D	4-Nitroaniline	ug/L	4.8 U	5.0 U	5.0 U	4.8 U	5.0 U
8270D	4-Nitrophenol	ug/L	1.8 U	1.9 U	1.9 U	1.8 U	1.9 U
8270D	Acenaphthene	ug/L	0.73 U	0.76 U	0.76 U	0.74 U	0.75 U
8270D	Acenaphthylene	ug/L	0.82 U	0.85 U	0.85 U	0.82 U	0.84 U
8270D	Acetophenone	ug/L	0.55 U	0.57 U	0.57 U	0.55 U	0.57 U
8270D	Anthracene	ug/L	0.66 U	0.69 U	0.69 U	0.67 U	0.68 U
8270D	Atrazine	ug/L	1.2 U	1.2 U	1.2 U	1.2 U	1.2 U
8270D	Benzaldehyde	ug/L	1.1 U	1.1 U	1.1 U	1.1 U	1.1 U
8270D	Benzo[a]anthracene	ug/L	0.53 U	0.55 U	0.55 U	0.53 U	0.55 U
8270D	Benzo[a]pyrene	ug/L	0.68 U	0.71 U	0.71 U	0.69 U	0.70 U
8270D	Benzo[b]fluoranthene	ug/L	2.5 U	2.6 U	2.6 U	2.5 U	2.6 U
8270D	Benzo[g,h,i]perylene	ug/L	0.84 U	0.87 U	0.87 U	0.84 U	0.86 U
8270D	Benzo[k]fluoranthene	ug/L	1.2 U	1.2 U	1.2 U	1.2 U	1.2 U
8270D	Bis(2-chloroethoxy)methane	ug/L	0.90 U	0.94 U	0.94 U	0.91 U	0.93 U
8270D	Bis(2-chloroethyl)ether	ug/L	1.1 U	1.1 U	1.1 U	1.1 U	1.1 U
8270D	Bis(2-ethylhexyl) phthalate	ug/L	1.5 U	1.6 U	1.6 U	1.6 U	1.6 U
8270D	Butyl benzyl phthalate	ug/L	1.2 U	1.2 U	1.2 U	1.2 U	1.2 U
8270D	Caprolactam	ug/L	0.76 U	0.79 U	0.79 U	0.77 U	0.78 U
8270D	Carbazole	ug/L	0.68 U	0.71 U	0.71 U	0.69 U	0.70 U
8270D	Chrysene	ug/L	0.49 U	0.51 U	0.51 U	0.49 U	0.51 U
8270D	Dibenz(a,h)anthracene	ug/L	0.96 U	1.0 U	1.0 U	0.97 U	0.99 U
8270D	Dibenzofuran	ug/L	0.76 U	0.79 U	0.79 U	0.77 U	0.78 U
8270D	Diethyl phthalate	ug/L	0.85 U	0.88 U	0.88 U	0.85 U	0.87 U
8270D	Dimethyl phthalate	ug/L	0.95 U	0.99 U	0.99 U	0.96 U	0.98 U
8270D	Di-n-butyl phthalate	ug/L	0.80 U	0.83 U	0.83 U	0.80 U	0.82 U

Table 2
Harbor Park Site, Norfolk, VA
Semivolatile Organic Compound Water Sample Results

		Field Sample ID:	FB	MW-03	MW-03-01	MW-02	MW-01
		CLP Sample ID:	C0AH2	C0AH6	C0AH9	C0AH0	C0AH4
		Laboratory Sample ID:	680-125120-2	680-125120-8	680-125120-9	680-125120-14	680-125120-17
		Date Collected:	5/10/2016	5/10/2016	5/10/2016	5/10/2016	5/10/2016
		Sample Type:	Field Blank	Field Sample	Field Duplicate of C0AH6	Field Sample	Field Sample
Method	Analyte	Units	Qualified Result	Qualified Result	Qualified Result	Qualified Result	Qualified Result
8270D	Di-n-octyl phthalate	ug/L	1.3 U	1.4 U	1.4 U	1.4 U	1.4 U
8270D	Fluoranthene	ug/L	0.71 U	0.74 U	0.74 U	0.72 U	0.73 U
8270D	Fluorene	ug/L	0.92 U	0.96 U	0.96 U	0.93 U	0.95 U
8270D	Hexachlorobenzene	ug/L	0.76 U	0.79 U	0.79 U	0.77 U	0.78 U
8270D	Hexachlorobutadiene	ug/L	0.60 U	0.62 U	0.62 U	0.60 U	0.61 U
8270D	Hexachlorocyclopentadiene	ug/L	2.4 U	2.5 U	2.5 U	2.4 U	2.5 U
8270D	Hexachloroethane	ug/L	0.73 U	0.76 U	0.76 U	0.74 U	0.75 U
8270D	Indeno[1,2,3-cd]pyrene	ug/L	0.96 U	1.0 U	1.0 U	0.97 U	0.99 U
8270D	Isophorone	ug/L	0.86 U	0.90 U	0.90 U	0.87 U	0.89 U
8270D	Naphthalene	ug/L	0.67 U	0.70 U	0.70 U	0.68 U	0.69 U
8270D	Nitrobenzene	ug/L	0.70 U	0.73 U	0.73 U	0.71 U	0.72 U
8270D	N-Nitrosodi-n-propylamine	ug/L	0.69 U	0.72 U	0.72 U	0.70 U	0.71 U
8270D	N-Nitrosodiphenylamine	ug/L	0.88 U	0.92 U	0.92 U	0.89 U	0.91 U
8270D	Pentachlorophenol	ug/L	1.9 U	2.0 U	2.0 U	1.9 U	2.0 U
8270D	Phenanthrene	ug/L	0.74 U	0.77 U	0.77 U	0.75 U	0.76 U
8270D	Phenol	ug/L	0.80 U	0.83 U	0.83 U	0.80 U	0.82 U
8270D	Pyrene	ug/L	0.61 U	0.63 U	0.63 U	0.61 U	0.62 U

µg/L = micrograms per liter

Detected results are presented in bold text.

Non-detected results are reported to the method detection llimit (MDL).

U = Not detected at the reported concentration.

J = The reported concentration is estimated.

UJ = The reported detection limit is estimated.

R = The reported result is rejected.

Table 3
Harbor Park Site, Norfolk, VA
Low Level Polynuclear Aromatic Hydrocarbon (PAH) Water Sample Results

		Field Sample ID:	FB	MW-03	MW-03-01	MW-02	MW-01
		CLP Sample ID:	C0AH2	C0AH6	C0AH9	C0AH0	C0AH4
		Laboratory Sample ID:	680-125120-2	680-125120-8	680-125120-9	680-125120-14	680-125120-17
		Date Collected:	5/10/2016	5/10/2016	5/10/2016	5/10/2016	5/10/2016
		Sample Type:	Field Blank	Field Sample	Field Duplicate of C0AH6	Field Sample	Field Sample
Method	Analyte	Units	Qualified Result	Qualified Result	Qualified Result	Qualified Result	Qualified Result
8270D LL	1-Methylnaphthalene	ug/L	0.38 U	0.39 U	0.40 U	0.38 U	0.44 U
8270D LL	2-Methylnaphthalene	ug/L	0.095 U	0.099 U	0.10 U	0.094 U	0.11 U
8270D LL	Acenaphthene	ug/L	0.095 U	0.099 U	**0.12 J**	**0.16 J**	0.11 U
8270D LL	Acenaphthylene	ug/L	0.095 U	0.099 U	0.10 U	0.094 U	0.11 U
8270D LL	Anthracene	ug/L	0.095 U	0.099 U	**0.12 J**	0.094 U	0.11 U
8270D LL	Benzo[a]anthracene	ug/L	0.095 U	0.099 U	**0.12 J**	0.094 U	0.11 U
8270D LL	Benzo[a]pyrene	ug/L	0.095 U	0.099 U	0.10 U	0.094 U	0.11 U
8270D LL	Benzo[b]fluoranthene	ug/L	0.095 U	0.099 U	0.10 U	0.094 U	0.11 U
8270D LL	Benzo[g,h,i]perylene	ug/L	0.095 U	0.099 U	0.10 U	0.094 U	0.11 U
8270D LL	Benzo[k]fluoranthene	ug/L	0.095 U	0.099 U	0.10 U	**0.094 J**	**0.11 J**
8270D LL	Chrysene	ug/L	0.043 U	**0.17 J**	**0.11 J**	0.042 U	0.05 U
8270D LL	Dibenz(a,h)anthracene	ug/L	0.095 U	0.099 U	0.10 U	0.094 U	0.11 U
8270D LL	Fluoranthene	ug/L	0.095 U	**0.31**	**0.26**	**0.75**	0.11 U
8270D LL	Fluorene	ug/L	0.095 U	0.099 U	0.10 U	0.094 U	0.11 U
8270D LL	Indeno[1,2,3-cd]pyrene	ug/L	0.095 U	0.099 U	0.10 U	0.094 U	0.11 U
8270D LL	Naphthalene	ug/L	0.095 U	0.099 U	0.10 U	**0.11 J**	0.11 U
8270D LL	Phenanthrene	ug/L	0.095 U	**0.22**	**0.18 J**	**0.18 J**	0.11 U
8270D LL	Pyrene	ug/L	0.095 U	**0.23**	**0.19 J**	**0.48**	0.11 U

µg/L = micrograms per liter

Detected results are presented in bold text.

Non-detected results are reported to the method detection llimit (MDL).

U = Not detected at the reported concentration.

J = The reported concentration is estimated.

UJ = The reported detection limit is estimated.

R = The reported result is rejected.

Table 4
Harbor Park Site, Norfolk, VA
Total and Dissolved Metals Sample Results

		Field Sample ID:	FB	MW-03		MW-03-01	
		CLP Sample ID:	MC0AH2	MC0AH6	MC0AH7	MC0AH9	MC0AH8
		Laboratory Sample ID:	680-125120-7	680-125120-10	680-125120-11	680-125120-13	680-125120-12
		Date Collected:	5/10/2016	5/10/2016		5/10/2016	
		Sample Type:	Field Blank	Field Sample		Field Duplicate of MC0AH6	Field Duplicate of MC0AH7
		Total or Dissolved:	Total	Total	Dissolved	Total	Dissolved
Method	Analyte	Units	Qualified Result	Qualified Result	Qualified Result	Qualified Result	Qualified Result
6010C	Aluminum	ug/L	24 U	**97 J**	**26 J**	**100 J**	**30 J**
6020A	Antimony	ug/L	0.50 U	0.50 U	0.50 U	0.50 U	0.50 U
6020A	Arsenic	ug/L	1.5 U	1.5 U	1.5 U	1.5 U	1.5 U
6020A	Barium	ug/L	**9.3**	**290**	**290**	**280**	**290**
6020A	Beryllium	ug/L	0.17 U	0.17 U	0.17 U	0.17 U	0.17 U
6020A	Cadmium	ug/L	0.15 U	0.15 U	0.15 U	0.15 U	0.15 U
6010C	Calcium	ug/L	**23000**	**110000 J+**	**110000 J+**	**110000 J+**	**110000 J+**
6020A	Chromium	ug/L	1.6 U	1.6 U	1.6 U	1.6 U	1.6 U
6020A	Cobalt	ug/L	0.12 U	**0.81 J**	**0.93 J**	**0.84 J**	**0.98 J**
6020A	Copper	ug/L	1.7 U	1.7 U	1.7 UJ	1.7 UJ	**44 J**
6010C	Iron	ug/L	17 U	**16000**	**16000**	**16000**	**16000**
6020A	Lead	ug/L	0.98 U	**2.8**	0.98 U	**2.6**	0.98 U
6010C	Magnesium	ug/L	**8200**	**190000**	**180000**	**190000**	**190000**
6020A	Manganese	ug/L	1.8 U	**280**	**270**	**280**	**270**
6020A	Nickel	ug/L	1.9 U	1.9 U	1.9 U	1.9 U	1.9 U
6010C	Potassium	ug/L	**3100**	**84000**	**89000**	**90000**	**88000**
6020A	Selenium	ug/L	1.0 U	1.0 U	1.0 U	1.0 U	1.0 U
6020A	Silver	ug/L	0.10 U	0.10 U	0.10 U	0.10 U	0.10 U
6010C	Sodium	ug/L	**14000**	**2100000**	**2000000**	**2000000**	**2100000**
6020A	Thallium	ug/L	0.49 U	0.49 U	0.49 U	0.49 U	0.49 U
6020A	Vanadium	ug/L	5.3 U	5.3 U	5.3 U	5.3 U	5.3 U
6020A	Zinc	ug/L	**59**	9.6 U	9.6 U	9.6 U	9.6 U
7470A	Mercury	ug/L	0.080 U	0.080 U	0.080 U	0.080 U	0.080 U

Detected results are presented in bold text.
µg/L = micrograms per liter

Non-detected results are reported to the method detection llimit (MDL).
U = Not detected at the reported concentration.
J = The reported concentration is estimated.
J+ = The reported concentration is estimated with a high bias.
UJ = The reported detection limit is estimated.
R = The reported result is rejected.

Table 4
Harbor Park Site, Norfolk, VA
Total and Dissolved Metals Sample Results

		Field Sample ID:	MW-02		MW-01		
		CLP Sample ID:	MC0AH0	MC0AH1	MC0AH4	MC0AH5	
		Laboratory Sample ID:	680-125120-15	680-125120-16	680-125120-18	680-125120-19	
		Date Collected:	5/10/2016		5/10/2016		
		Sample Type:	Field Sample		Field Sample		
		Total or Dissolved:	Total	Dissolved	Total	Dissolved	
Method	Analyte	Units	Qualified Result	Qualified Result	Qualified Result	Qualified Result	
6010C	Aluminum	ug/L	**94 J**	**31 J**	**210**	24 U	
6020A	Antimony	ug/L	0.50 U	0.50 U	0.50 U	0.50 U	
6020A	Arsenic	ug/L	1.5 U	1.5 U	1.5 U	1.5 U	
6020A	Barium	ug/L	**130**	**130**	**32 J+**	**32 J+**	
6020A	Beryllium	ug/L	0.17 U	0.17 U	0.17 U	0.17 U	
6020A	Cadmium	ug/L	0.15 U	0.15 U	0.15 U	0.15 U	
6010C	Calcium	ug/L	**190000 J+**	**180000 J+**	**24000 J+**	**24000 J+**	
6020A	Chromium	ug/L	1.6 U	1.6 U	1.6 U	1.6 U	
6020A	Cobalt	ug/L	**0.12 J**	0.12 U	**0.32 J**	**0.26 J**	
6020A	Copper	ug/L	1.7 U	1.7 U	1.7 U	1.7 U	
6010C	Iron	ug/L	**480 J**	**270**	**210**	17 U	
6020A	Lead	ug/L	0.98 U	0.98 U	0.98 U	0.98 U	
6010C	Magnesium	ug/L	**360000**	**350000**	**7100 J+**	**7000 J+**	
6020A	Manganese	ug/L	**290**	**280**	**21**	**22**	
6020A	Nickel	ug/L	1.9 U	**2.3 J**	**2.8 J**	**3.2 J**	
6010C	Potassium	ug/L	**160000**	**160000**	**3500 J+**	**3500 J+**	
6020A	Selenium	ug/L	**1.2 J**	1.0 U	**3.1**	**2.9**	
6020A	Silver	ug/L	0.10 U	0.10 U	0.10 U	0.10 U	
6010C	Sodium	ug/L	**3300000**	**3100000**	**11000 J+**	**11000 J+**	
6020A	Thallium	ug/L	0.49 U	0.49 U	0.49 U	0.49 U	
6020A	Vanadium	ug/L	5.3 U	5.3 U	5.3 U	5.3 U	
6020A	Zinc	ug/L	9.6 U	9.6 U	**25 J+**	**22 J+**	
7470A	Mercury	ug/L	0.080 U	0.080 U	0.080 U	0.080 U	

Detected results are presented in bold text.
µg/L = micrograms per liter

Non-detected results are reported to the method detection llimit (MDL).
U = Not detected at the reported concentration.
J = The reported concentration is estimated.
J+ = The reported concentration is estimated with a high bias.
UJ = The reported detection limit is estimated.
R = The reported result is rejected.

Table 5
Harbor Park, Norfolk, VA
Cyanide Water Sample Results

		Field Sample ID:	FB	MW-03	MW-03-01	MW-02	MW-01
		CLP Sample ID:	MC0AH2	MC0AH6	MC0AH9	MC0AH0	MC0AH4
		Laboratory Sample ID:	680-125120-7	680-125120-10	680-125120-13	680-125120-15	680-125120-18
		Date Collected:	5/10/2016	5/10/2016	5/10/2016	5/10/2016	5/10/2016
		Sample Type:	Field Blank	Field Sample	Field Duplicate of MC0AH6	Field Sample	Field Sample
Method	Analyte	Units	Qualified Result	Qualified Result	Qualified Result	Qualified Result	Qualified Result
9012A	Cyanide, Total	mg/L	0.0025 U	0.0025 U	**0.0049 J**	0.0025 U	0.0025 U

Detected results are presented in bold text.
mg/L = milligrams per liter

Non-detected results are reported to the method detection llimit (MDL).
U = Not detected at the reported concentration.
J = The reported concentration is estimated.
J+ = The reported concentration is estimated with a high bias.
UJ = The reported detection limit is estimated.
R = The reported result is rejected.

Weston Solutions, Inc.
1400 Weston Way
West Chester, PA 19380
610-701-3000 ● Fax 610-701-3186
www.westonsolutions.com

Date: July 29, 2016

To: Michael Taurino
EPA Region 3 Work Assignment Manager

From: Tara Lambert
WESTON START Data Validator

Linda Adams
WESTON START Chemist

Subject: Organic and Inorganic Data Validation (S2AVM)
Site: Harbor Park Site, Norfolk, VA
TDD: W504-15-09-001
Case: R34842 SDG: 680-122192-1
DCN: W0059.4B.01759

Overview

Case R34842, Sample Delivery Group (SDG) 680-122192-1, consisted of twenty three (23) soil samples and one (1) trip blank sample analyzed for Volatile Organic Compounds (VOCs) Semivolatile Organic Compounds (SVOCs), metals by inductively-coupled plasma-atomic emission spectroscopy (ICP-AES), mercury, and total cyanide by TestAmerica Laboratories, Inc located in Savannah, Georgia. The analyses were performed according to U.S. Environmental Protection Agency (EPA) Methods 8260B (VOCs), 8270D (SVOCs), 6010C (metals), 7471B (mercury), and 9012A (cyanide).

Summary

Sample data were validated for organic analysis by the *USEPA Contract Laboratory Program National Functional Guidelines for Superfund Organic Methods Data Review* (EPA, 2014) (Organic NFG), and for Target Analyte List (TAL) metals, mercury, and cyanide by *USEPA Contract Laboratory Program National Functional Guidelines for Inorganic Superfund Data Review* (EPA, 2014) (Inorganic NFG) and were assigned the Superfund Data Validation Label S2AVM (Stage_2A_Validation_Manual). Validated results are presented in Tables 1 through 5.

At the request of the EPA Work Assignment Manager, samples were submitted to a WESTON-subcontracted laboratory. WESTON has been tasked to evaluate laboratory reported data for the purpose of usability.

Major Problems

VOCs

The percent recovery (%R) of the surrogate dibromofluoromethane (5 %R) was outside the acceptance limits of 70-130 %R in the analysis of sample C0AB2. All non-detected VOC compounds were qualified as rejected (R) due to very poor surrogate recovery (<10 %R). Detected VOC results were qualified as estimated with a low bias (J-) unless previously qualified as estimated (J) due to quantitation below the laboratory Reporting Limit (RL).

SVOCs

The recovery of the surrogates 2,4,6-tribromophenol (31 %R) and 2-fluorophenol (9 %R) were outside the acceptance limits of 45-129 %R and 39-114 %R, respectively, in the analysis of sample C0AB2. All non-detected acid compounds were qualified as rejected (R) due to very poor recovery (<10 %R). **Note:** The sample was reanalyzed out of holding time on March 23, 2016 with similar results. Because results were similar, results were reported from the original analysis date of February 26, 2016, which was within hold time.

The recovery of the surrogate 2,4,6-tribromophenol (9%R) was outside the acceptance criteria of 45-129 %R in the analysis of sample C0AC2. Target analytes were not detected in sample C0AC2. All non-detected acid compounds were qualified as rejected (R) due to very poor surrogate recovery (<10 %R).

ICP-AES

No major problems were noted during the validation of the ICP-AES analyses.

Mercury

No major problems were noted during the validation of the mercury analyses.

Cyanide

No major problems were noted during the validation of the cyanide analyses.

Minor Problems

VOCs

The recovery of the surrogate dibromofluoromethane (47 %R) was outside the acceptance limits of 70-130 %R in the analysis of sample C0AB6. All non-detected VOC compounds were qualified as estimated (UJ). Detected VOC results were qualified as estimated with a low bias (J-) unless previously qualified as estimated (J) due to quantitation below the RL.

The recovery of the surrogate 4-bromofluorobenzene (156 %R) was outside the acceptance limits of 70-130 %R in the analysis of sample C0AA8. Non-detected VOC compounds were not qualified. Detected VOC results were qualified as estimated with a high bias (J+) unless previously qualified as estimated (J) due to quantitation below the RL.

The recovery of the internal standard 1,4-dichlorobenzene-d4 (29%) fell below the acceptance criteria of ± 50 to 200% of the calibration standard in the analysis of sample C0AA8. Non-detected results for p-isopropyltoluene, n-butylbenzene, 1,3-dichlorobenzene, 1,4-dichlorobenzene, 1,2-dichlorobenzene, 1,2-dibromo-3-chloropropane, 1,2,4-trichlorobenzene, and 1,2,3-trichlorobenzene were qualified as estimated (UJ) in sample C0AA8.

SVOCs

The recovery of the surrogates 2,4,6-tribromophenol (21 %R) and 2-fluorophenol (38 %R) were outside the acceptance limits of 45-129 %R and 39-114 %R, respectively, in the analysis of sample C0AB7. All non-detected acid compounds were qualified as estimated (UJ) because two of the three acid surrogates fell below the lower acceptance criteria. **Note:** The sample was reanalyzed out of holding time on March 23, 2016 with only one base/neutral surrogate outlier. Results were reported from the original analysis date of February 26, 2016. The holding time for the reanalysis was grossly exceeded and would have resulted in rejected data; therefore, the data validator reported the original results.

The laboratory control sample (LCS) recovery for benzaldehyde (8 %R) was outside the acceptance limits of 10-130 %R. Positive and non-detected results were qualified as estimated (J/UJ) for the following samples associated with the LCS: C0AA6, C0AA7, C0AA8, C0AA9, C0AB0, C0AB1, C0AB2, C0AB3, C0AB4, C0AB5, C0AB6, C0AB7, C0AB8, C0AB9, C0AC0, C0AC1, C0AC2, C0AD1, and C0AD2.

ICP-AES

Matrix spike (MS) and/or matrix spike duplicate (MSD) recoveries for samples MC0AA6 and MC0AD1 met the 75-125 %R Inorganic NFG control limits for analytes detected in the associated unspiked parent sample at concentrations less than four times the spiking concentration with the exception of the following analytes:

- The antimony MS (70 %R) and thallium MS (67 %R) for sample MC0AA6 were below the lower acceptance limit. The detected results were qualified as estimated (J) and non-detected results were qualified as estimated (UJ) for antimony and thallium in samples MC0AA6, MC0AA7, MC0AA8, MC0AA9, MC0AB0, MC0AB1, MC0AB2, MC0AB3, MC0AB4, MC0AB5, MC0AC0, and MC0AC1.

- The arsenic MS (142 %R), chromium MS (146 %R), and manganese MS (197%R) exceeded the upper acceptance limit for sample MC0AA6. The detected results were qualified as estimated (J) for arsenic, chromium, and manganese in samples MC0AA6, MC0AA7, MC0AA8, MC0AA9, MC0AB0, MC0AB1, MC0AB2, MC0AB3, MC0AB4, MC0AB5, MC0AC0, and MC0AC1.

- The potassium MS (128 %R) for sample MC0AD1 exceeded the upper acceptance limit for sample MC0AD1. The detected results were qualified as estimated (J) for potassium in samples MC0AD1, MC0AC6, and MC0AC7.

The precision between the MS and MSD samples were less than the 20% Relative Percent Difference (RPD) Inorganic NFG limit except for the following analytes:

- The 20% RPD limit was exceeded for arsenic (22% RPD), iron (42% RPD), thallium (21% RPD), and zinc (22% RPD) for sample MC0AA6. The detected results were qualified as estimated (J) and non-detected results were qualified as estimated (UJ) for arsenic, iron, thallium, and zinc in associated samples MC0AA6, MC0AA7, MC0AA8, MC0AA9, MC0AB0, MC0AB1, MC0AB2, MC0AB3, MC0AB4, MC0AB5, MC0AC0, and MC0AC1.

- The 20% RPD limit was exceeded for calcium (58% RPD) and magnesium (82% RPD) for sample MC0AD1. The detected results were qualified as estimated (J) for calcium and magnesium in associated samples MC0AD1, MC0AC6, and MC0AC7.

The laboratory performed a duplicate analysis for sample MC0AD1. The RPD criteria of 20% were met except for the following analytes:

- Calcium (55% RPD), lead, (31% RPD), and magnesium (73% RPD) results for sample MC0AD1 were qualified as estimated (J) because the RPD exceeded the Inorganic NFG criteria in the laboratory duplicate.

Samples MC0AB6 and MC0AC2 were identified as field duplicates. For results greater than five times the reporting limit, RPDs were less than 50%. For field duplicate results less than five times the reporting limit, the absolute difference between the field duplicate and the original sample was less than two times the reporting limit. Precision was deemed acceptable for all analyses with the following exceptions:

- Copper (54.5% RPD) had an RPD above the quality control (QC) limit. The detected results for copper in samples MC0AB6 and MC0AC2 were estimated (J).

Mercury

The MS recovery met the 75-125 %R criteria for sample MC0AD1, but the MSD recovery exceeded the upper criteria for mercury (137 %R). In addition, the RPD between the MS and MSD (26% RPD) exceeded the 20% Inorganic NFG criteria. Detected mercury results were estimated (J) for all associated samples: MC0AB5, MC0AB6, MC0AB7, MC0AB8, MC0AB9, MC0AC0, MC0AC1, MC0AC2, MC0AD1, and MC0AD2.

The laboratory performed a duplicate analysis for sample MC0AD1. The duplicate RPD (60% RPD) exceeded the 20% QC limit for mercury. The mercury result for sample MC0AD1 was qualified as estimated (J).

Cyanide

No minor problems associated with the cyanide analyses.

Notes

VOCs

According to the narrative, there was insufficient sample volume provided to prepare a MS/MSD. However, in accordance with EPA Region 3 guidance, no MS/MSD analyses were requested or performed.

Chloromethane was detected in two of the soil method blanks. Qualification of the data was not required because chloromethane was not detected in the associated samples.

The trip blank associated with the soil samples in this SDG was free from contamination. No field blanks were collected in association with these samples.

Samples C0AB6 and C0AC2 were submitted as the field duplicate pair with this sample set. Precision was deemed acceptable for the VOC analysis.

Target compounds detected below RLs were qualified as estimated "J" by the laboratory; the data validator retained the J qualifier.

Samples C0AA6, C0AA8, C0AB4, C0AB7, C0AC4, C0AC5, C0AC6, C0AD1, and C0AD2 were analyzed as medium-level soils (40-fold dilution) due to the nature of the matrix. The reporting limits were adjusted accordingly.

Tentatively Identified Compounds (TICs): No VOC TIC results were requested or reported.

SVOCs

According to the laboratory narrative, several analytes failed the MS/MSD criteria; however, in accordance with EPA Region 3 guidance, WESTON did not request MS/MSD analyses. Sample data were not qualified based on the MS/MSD.

Sample results for base/neutral compounds were qualified only if two or more base/neutral surrogates failed to meet recovery limits or if a base/neutral surrogate recovered at <10 %R. Sample results for acid compounds were qualified only if two or more acid surrogates failed to meet recovery limits or if an acid surrogate recovered at <10 %R. The recoveries of the surrogate 2,4,6-tribromophenol were outside the acceptance criteria of 45-129 %R in the analysis of samples C0AB6 (17 %R), C0AC0 (40 %R), and C0AD2 (25 %R). No qualification was required because only one of three acid surrogates recovered below the lower acceptance limits.

The recovery of the surrogate terphenyl-d14 (45 %R) was outside the acceptance limits of 46-126 %R in the analysis of sample C0AB7. No qualification was required since only one of three base/neutral surrogates fell below the lower acceptance limit.

The method blanks associated with the soil samples in this SDG were free from contamination. No field blanks were submitted with this sample set.

Samples C0AB6 and C0AC2 were submitted as the field duplicate pair with this sample set. Precision was deemed acceptable for the SVOC analysis.

Target compounds detected below RLs were qualified as estimated "J" by the laboratory; the data validator retained the J qualifier.

Sample C0AC4 was analyzed at a 10-fold dilution due to the nature of the matrix. The reporting limits were adjusted accordingly. The surrogates were diluted out in the analysis of sample C0AC4; no qualifications were applied because of the dilution.

TICs: No SVOC TIC results were requested or reported.

ICP-AES

Calcium and iron were detected below the RL in several of the laboratory method blanks associated with the soil samples. The results for calcium and iron were all greater than 10 times the method blank concentration. Sample results were not qualified based on method blank contamination. No field blanks were collected in association with these samples.

Aluminum, barium, calcium, copper, iron, and zinc results in MS/MSD sample MC0AA6 were greater than 4 times the spike added concentration, therefore, control limits were not applicable and no qualifiers were applied.

Aluminum, calcium, iron, magnesium, and zinc results in MS/MSD sample MC0AD1 were greater than 4 times the spike added concentration, therefore, control limits were not applicable and no qualifiers were applied.

Mercury

The method blanks associated with the soil samples in this SDG were free from contamination. No field blanks were collected in association with these samples.

Samples MC0AB6 and MC0AC2 were identified as a field duplicate pair. For results greater than five times the reporting limit, RPDs were less than 50%. For field duplicate results less than five times the reporting limit, the absolute difference between the field duplicate and the original sample were less than two times the reporting limit. Field duplicate precision was deemed acceptable.

Cyanide

The method blanks associated with the soil samples in this SDG were free from contamination. No field blanks were collected in association with these samples.

MS/MSD recoveries met the 75-125 %R Inorganic NFG spike acceptance criteria for sample MC0AD1 and the MS/MSD precision was less than the 30% RPD criteria.

Samples MC0AB6 and MC0AC2 were identified as field duplicate samples. For results greater than five times the reporting limit, RPDs were less than 50%. For field duplicate results less than five times the reporting limit, the absolute difference between the duplicate and the original was less than two times the reporting limit. Precision was deemed acceptable.

Glossary of Data Qualifier Codes

U	The analyte was analyzed for, but was not detected at a level greater than or equal to the level of the adjusted Reporting Limit (RL) for sample and method.
J	The analyte was positively identified and the associated numerical value is the approximate concentration of the analyte in the sample (due either to the quality of the data generated because certain quality control criteria were not met, or the concentration of the analyte was below the RL).
B	The result is presumed a blank contaminant. This qualifier is used only for drinking water samples or for unvalidated TIC results.
JN	The analysis indicates the presence of an analyte that has been “tentatively indentified” and the associated numerical value represents its approximate concentration.
UJ	The analyte was not detected at a level greater than or equal to the adjusted RL. However, the reported adjusted RL is approximate and may be inaccurate or imprecise.
R	The sample results are unusable due to the quality of the data generated because certain criteria were not met. The analyte may or may not be present in the sample.
C	This qualifier applies to pesticide and Aroclor results when the identification has been confirmed by Gas Chromatograph/Mass Spectrometer (GC/MS).
X	This qualifier applies to pesticide and Aroclor results when GC/MS analysis was attempted but was unsuccessful.

Table 1
Harbor Park SIte, Norfolk, VA
Volatile Organic Compound Soil Sample Results

		Field Sample ID:	SB-01(0-1)	SB-01(9-10)	SB-02(0-1)	SB-02(9-10)	SB-03(0-1)
		CLP Sample ID:	C0AA6	C0AA7	C0AA8	C0AA9	C0AB0
		Laboratory Sample ID:	680-122192-1	680-122192-2	680-122192-3	680-122192-4	680-122192-5
		Date Collected:	2/23/2016	2/23/2016	2/23/2016	2/23/2016	2/23/2016
		Sample Type:	Field Sample	Field Sample	Field Sample	Field Sample	Field Sample
Method	Analtye	Units	Qualified Result	Qualified Result	Qualified Result	Qualified Result	Qualified Result
8260B	Acetone	ug/Kg	540 U	11 U	730 U	**13 J**	11 U
8260B	Benzene	ug/Kg	36 U	0.73 U	49 U	0.71 U	0.74 U
8260B	Bromobenzene	ug/Kg	83 U	1.7 U	110 U	1.7 U	1.7 U
8260B	Bromochloromethane	ug/Kg	160 U	3.3 U	220 U	3.2 U	3.4 U
8260B	Bromodichloromethane	ug/Kg	47 U	0.97 U	65 U	0.94 U	0.99 U
8260B	Bromoform	ug/Kg	73 U	1.5 U	100 U	1.5 U	1.5 U
8260B	Bromomethane	ug/Kg	73 U	1.5 U	100 U	1.5 U	1.5 U
8260B	2-Butanone (MEK)	ug/Kg	120 U	2.4 U	160 U	2.3 U	2.4 U
8260B	n-Butylbenzene	ug/Kg	120 U	2.4 U	160 UJ	2.3 U	2.4 U
8260B	sec-Butylbenzene	ug/Kg	100 U	2.1 U	140 U	2.0 U	2.1 U
8260B	tert-Butylbenzene	ug/Kg	88 U	1.8 U	120 U	1.8 U	1.8 U
8260B	Carbon disulfide	ug/Kg	54 U	1.1 U	73 U	1.1 U	1.1 U
8260B	Carbon tetrachloride	ug/Kg	41 U	0.83 U	55 U	0.81 U	0.85 U
8260B	Chlorobenzene	ug/Kg	47 U	0.96 U	64 U	0.93 U	0.98 U
8260B	Chloroethane	ug/Kg	130 U	2.7 U	180 U	2.6 U	2.8 U
8260B	Chloroform	ug/Kg	**100 J**	1.1 U	73 U	1.1 U	1.1 U
8260B	Chloromethane	ug/Kg	49 U	1.0 U	67 U	0.97 U	1.0 U
8260B	2-Chlorotoluene	ug/Kg	98 U	2.0 U	130 U	1.9 U	2.0 U
8260B	4-Chlorotoluene	ug/Kg	83 U	1.7 U	110 U	1.7 U	1.7 U
8260B	Dibromochloromethane	ug/Kg	83 U	1.7 U	110 U	1.7 U	1.7 U
8260B	1,2-Dibromo-3-Chloropropane	ug/Kg	210 U	4.4 U	290 UJ	4.3 U	4.5 U
8260B	1,2-Dibromoethane	ug/Kg	73 U	1.5 U	100 U	1.5 U	1.5 U
8260B	Dibromomethane	ug/Kg	83 U	1.7 U	110 U	1.7 U	1.7 U
8260B	1,2-Dichlorobenzene	ug/Kg	63 U	1.3 U	87 UJ	1.3 U	1.3 U
8260B	1,3-Dichlorobenzene	ug/Kg	78 U	1.6 U	110 UJ	1.6 U	1.6 U
8260B	1,4-Dichlorobenzene	ug/Kg	36 U	0.74 U	49 UJ	0.72 U	0.76 U
8260B	Dichlorodifluoromethane	ug/Kg	46 U	0.94 U	63 U	0.92 U	0.96 U
8260B	1,1-Dichloroethane	ug/Kg	54 U	1.1 U	73 U	1.1 U	1.1 U
8260B	1,2-Dichloroethane	ug/Kg	54 U	1.1 U	73 U	1.1 U	1.1 U
8260B	cis-1,2-Dichloroethene	ug/Kg	68 U	1.4 U	93 U	1.4 U	1.4 U
8260B	trans-1,2-Dichloroethene	ug/Kg	31 U	0.63 U	42 U	0.61 U	0.64 U
8260B	1,2-Dichloroethene, Total	ug/Kg	31 U	0.63 U	42 U	0.61 U	0.64 U
8260B	1,1-Dichloroethene	ug/Kg	73 U	1.5 U	100 U	1.5 U	1.5 U
8260B	1,2-Dichloropropane	ug/Kg	42 U	0.86 U	57 U	0.84 U	0.88 U
8260B	1,3-Dichloropropane	ug/Kg	88 U	1.8 U	120 U	1.8 U	1.8 U
8260B	2,2-Dichloropropane	ug/Kg	54 U	1.1 U	73 U	1.1 U	1.1 U
8260B	1,1-Dichloropropene	ug/Kg	46 U	0.95 U	63 U	0.92 U	0.97 U
8260B	cis-1,3-Dichloropropene	ug/Kg	41 U	0.83 U	55 U	0.81 U	0.85 U
8260B	trans-1,3-Dichloropropene	ug/Kg	42 U	0.87 U	58 U	0.85 U	0.89 U
8260B	Ethylbenzene	ug/Kg	63 U	1.3 U	87 U	1.3 U	1.3 U
8260B	2-Hexanone	ug/Kg	160 U	3.3 U	220 U	3.2 U	3.4 U
8260B	Isopropylbenzene	ug/Kg	93 U	1.9 U	130 U	1.8 U	1.9 U
8260B	p-Isopropyltoluene	ug/Kg	110 U	2.2 U	150 UJ	2.1 U	2.2 U
8260B	Methylene Chloride	ug/Kg	48 U	0.98 U	65 U	0.95 U	1.0 U
8260B	4-Methyl-2-pentanone	ug/Kg	210 U	4.2 U	280 U	4.1 U	4.3 U
8260B	Methyl tert-butyl ether	ug/Kg	49 U	1.0 U	67 U	0.97 U	1.0 U
8260B	N-Propylbenzene	ug/Kg	130 U	2.7 U	180 U	2.6 U	2.8 U
8260B	Styrene	ug/Kg	45 U	0.93 U	62 U	0.91 U	0.95 U
8260B	1,1,1,2-Tetrachloroethane	ug/Kg	120 U	2.4 U	160 U	2.3 U	2.4 U
8260B	1,1,2,2-Tetrachloroethane	ug/Kg	78 U	1.6 U	110 U	1.6 U	1.6 U
8260B	Tetrachloroethene	ug/Kg	93 U	1.9 U	130 U	1.8 U	1.9 U

Table 1
Harbor Park SIte, Norfolk, VA
Volatile Organic Compound Soil Sample Results

		Field Sample ID:	SB-01(0-1)	SB-01(9-10)	SB-02(0-1)	SB-02(9-10)	SB-03(0-1)
		CLP Sample ID:	C0AA6	C0AA7	C0AA8	C0AA9	C0AB0
		Laboratory Sample ID:	680-122192-1	680-122192-2	680-122192-3	680-122192-4	680-122192-5
		Date Collected:	2/23/2016	2/23/2016	2/23/2016	2/23/2016	2/23/2016
		Sample Type:	Field Sample	Field Sample	Field Sample	Field Sample	Field Sample
Method	Analtye	Units	Qualified Result	Qualified Result	Qualified Result	Qualified Result	Qualified Result
8260B	Toluene	ug/Kg	**73 J**	0.84 U	56 U	0.82 U	0.86 U
8260B	1,2,3-Trichlorobenzene	ug/Kg	78 U	1.6 U	110 UJ	1.6 U	1.6 U
8260B	1,2,4-Trichlorobenzene	ug/Kg	43 U	0.89 U	59 UJ	0.87 U	0.91 U
8260B	1,1,1-Trichloroethane	ug/Kg	29 U	0.59 U	39 U	0.57 U	0.60 U
8260B	1,1,2-Trichloroethane	ug/Kg	63 U	1.3 U	87 U	1.3 U	1.3 U
8260B	Trichloroethene	ug/Kg	63 U	1.3 U	87 U	1.3 U	1.3 U
8260B	Trichlorofluoromethane	ug/Kg	59 U	1.2 U	80 U	1.2 U	1.2 U
8260B	1,2,3-Trichloropropane	ug/Kg	120 U	2.4 U	160 U	2.3 U	2.4 U
8260B	1,1,2-Trichloro-1,2,2-trifluoroethane	ug/Kg	63 U	1.3 U	87 U	1.3 U	1.3 U
8260B	1,2,4-Trimethylbenzene	ug/Kg	68 U	1.4 U	**120 J**	1.4 U	1.4 U
8260B	1,3,5-Trimethylbenzene	ug/Kg	83 U	1.7 U	110 U	1.7 U	1.7 U
8260B	Vinyl acetate	ug/Kg	120 U	2.5 U	170 U	2.4 U	2.6 U
8260B	Vinyl chloride	ug/Kg	73 U	1.5 U	100 U	1.5 U	1.5 U
8260B	o-Xylene	ug/Kg	**66 J**	1.1 U	73 U	1.1 U	1.1 U
8260B	m-Xylene & p-Xylene	ug/Kg	130 U	2.6 U	170 U	2.5 U	2.7 U
8260B	Xylenes, Total	ug/Kg	**66 J**	1.1 U	73 U	1.1 U	1.1 U
8260B	Cyclohexane	ug/Kg	63 U	1.3 U	87 U	1.3 U	1.3 U
8260B	Methylcyclohexane	ug/Kg	**550**	0.86 U	**110 J**	0.84 U	0.88 U
8260B	Methyl acetate	ug/Kg	**570 J**	5.0 U	330 U	4.9 U	5.1 U

Detected results are presented in bold text.
ug/kg = micrograms per kilogram

Non-detected results are reported to the method detection llimit (MDL).
U = Not detected at the reported concentration.
J = The reported concentration is estimated.
UJ = The reported detection limit is estimated.
R = The reported result is rejected.

Table 1
Harbor Park SIte, Norfolk, VA
Volatile Organic Compound Soil Sample Results

		Field Sample ID:	SB-03(9-10)	SB-04(0-1)	SB-04(9-10)	SB-04(0-2)	SB-05(8-9)
		CLP Sample ID:	C0AB1	C0AB2	C0AB3	C0AB4	C0AB5
		Laboratory Sample ID:	680-122192-6	680-122192-7	680-122192-8	680-122192-9	680-122192-10
		Date Collected:	2/23/2016	2/23/2016	2/23/2016	2/23/2016	2/23/2016
		Sample Type:	Field Sample	Field Sample	Field Sample	Field Sample	Field Sample
Method	Analtye	Units	Qualified Result	Qualified Result	Qualified Result	Qualified Result	Qualified Result
8260B	Acetone	ug/Kg	11 U	**38 J**	**33 J**	450 U	**39 J**
8260B	Benzene	ug/Kg	0.73 U	R	1.2 U	30 U	1.3 U
8260B	Bromobenzene	ug/Kg	1.7 U	R	2.8 U	70 U	3.1 U
8260B	Bromochloromethane	ug/Kg	3.3 U	R	5.5 U	140 U	6.1 U
8260B	Bromodichloromethane	ug/Kg	0.96 U	R	1.6 U	40 U	1.8 U
8260B	Bromoform	ug/Kg	1.5 U	R	2.5 U	61 U	2.8 U
8260B	Bromomethane	ug/Kg	1.5 U	R	2.5 U	61 U	2.8 U
8260B	2-Butanone (MEK)	ug/Kg	2.4 U	R	4.0 U	98 U	**6.8 J**
8260B	n-Butylbenzene	ug/Kg	2.4 U	R	4.0 U	98 U	4.4 U
8260B	sec-Butylbenzene	ug/Kg	2.1 U	R	3.5 U	86 U	3.9 U
8260B	tert-Butylbenzene	ug/Kg	1.8 U	R	3.0 U	74 U	3.3 U
8260B	Carbon disulfide	ug/Kg	1.1 U	**12 J-**	**5.5 J**	45 U	**5.4 J**
8260B	Carbon tetrachloride	ug/Kg	0.83 U	R	1.4 U	34 U	1.5 U
8260B	Chlorobenzene	ug/Kg	0.95 U	R	1.6 U	39 U	1.8 U
8260B	Chloroethane	ug/Kg	2.7 U	R	4.5 U	110 U	5.0 U
8260B	Chloroform	ug/Kg	1.1 U	R	1.8 U	45 U	2.0 U
8260B	Chloromethane	ug/Kg	0.99 U	R	1.7 U	41 U	1.8 U
8260B	2-Chlorotoluene	ug/Kg	2.0 U	R	3.3 U	82 U	3.7 U
8260B	4-Chlorotoluene	ug/Kg	1.7 U	R	2.8 U	70 U	3.1 U
8260B	Dibromochloromethane	ug/Kg	1.7 U	R	2.8 U	70 U	3.1 U
8260B	1,2-Dibromo-3-Chloropropane	ug/Kg	4.4 U	R	7.4 U	180 U	8.1 U
8260B	1,2-Dibromoethane	ug/Kg	1.5 U	R	2.5 U	61 U	2.8 U
8260B	Dibromomethane	ug/Kg	1.7 U	R	2.8 U	70 U	3.1 U
8260B	1,2-Dichlorobenzene	ug/Kg	1.3 U	R	2.2 U	53 U	2.4 U
8260B	1,3-Dichlorobenzene	ug/Kg	1.6 U	R	2.7 U	66 U	2.9 U
8260B	1,4-Dichlorobenzene	ug/Kg	0.74 U	R	1.2 U	30 U	1.4 U
8260B	Dichlorodifluoromethane	ug/Kg	0.93 U	R	1.6 U	38 U	1.7 U
8260B	1,1-Dichloroethane	ug/Kg	1.1 U	R	1.8 U	45 U	2.0 U
8260B	1,2-Dichloroethane	ug/Kg	1.1 U	R	1.8 U	45 U	2.0 U
8260B	cis-1,2-Dichloroethene	ug/Kg	1.4 U	R	2.3 U	57 U	2.6 U
8260B	trans-1,2-Dichloroethene	ug/Kg	0.63 U	R	1.1 U	26 U	1.2 U
8260B	1,2-Dichloroethene, Total	ug/Kg	0.63 U	R	1.1 U	26 U	1.2 U
8260B	1,1-Dichloroethene	ug/Kg	1.5 U	R	2.5 U	61 U	2.8 U
8260B	1,2-Dichloropropane	ug/Kg	0.86 U	R	1.4 U	35 U	1.6 U
8260B	1,3-Dichloropropane	ug/Kg	1.8 U	R	3.0 U	74 U	3.3 U
8260B	2,2-Dichloropropane	ug/Kg	1.1 U	R	1.8 U	45 U	2.0 U
8260B	1,1-Dichloropropene	ug/Kg	0.94 U	R	1.6 U	39 U	1.7 U
8260B	cis-1,3-Dichloropropene	ug/Kg	0.83 U	R	1.4 U	34 U	1.5 U
8260B	trans-1,3-Dichloropropene	ug/Kg	0.87 U	R	1.5 U	36 U	1.6 U
8260B	Ethylbenzene	ug/Kg	1.3 U	R	2.2 U	53 U	2.4 U
8260B	2-Hexanone	ug/Kg	3.3 U	R	5.5 U	140 U	6.1 U
8260B	Isopropylbenzene	ug/Kg	1.9 U	R	3.2 U	78 U	3.5 U
8260B	p-Isopropyltoluene	ug/Kg	2.2 U	R	3.7 U	90 U	4.0 U
8260B	Methylene Chloride	ug/Kg	0.97 U	R	1.6 U	40 U	1.8 U
8260B	4-Methyl-2-pentanone	ug/Kg	4.2 U	R	7.0 U	170 U	7.7 U
8260B	Methyl tert-butyl ether	ug/Kg	0.99 U	R	1.7 U	41 U	1.8 U
8260B	N-Propylbenzene	ug/Kg	2.7 U	R	4.5 U	110 U	5.0 U
8260B	Styrene	ug/Kg	0.92 U	R	1.6 U	38 U	1.7 U
8260B	1,1,1,2-Tetrachloroethane	ug/Kg	2.4 U	R	4.0 U	98 U	4.4 U
8260B	1,1,2,2-Tetrachloroethane	ug/Kg	1.6 U	R	2.7 U	66 U	2.9 U
8260B	Tetrachloroethene	ug/Kg	1.9 U	R	3.2 U	78 U	3.5 U

Table 1
Harbor Park SIte, Norfolk, VA
Volatile Organic Compound Soil Sample Results

		Field Sample ID:	SB-03(9-10)	SB-04(0-1)	SB-04(9-10)	SB-04(0-2)	SB-05(8-9)
		CLP Sample ID:	C0AB1	C0AB2	C0AB3	C0AB4	C0AB5
		Laboratory Sample ID:	680-122192-6	680-122192-7	680-122192-8	680-122192-9	680-122192-10
		Date Collected:	2/23/2016	2/23/2016	2/23/2016	2/23/2016	2/23/2016
		Sample Type:	Field Sample	Field Sample	Field Sample	Field Sample	Field Sample
Method	Analtye	Units	Qualified Result	Qualified Result	Qualified Result	Qualified Result	Qualified Result
8260B	Toluene	ug/Kg	0.84 U	R	1.4 U	34 U	1.5 U
8260B	1,2,3-Trichlorobenzene	ug/Kg	1.6 U	R	2.7 U	66 U	2.9 U
8260B	1,2,4-Trichlorobenzene	ug/Kg	0.89 U	R	1.5 U	36 U	1.6 U
8260B	1,1,1-Trichloroethane	ug/Kg	0.59 U	R	0.99 U	24 U	1.1 U
8260B	1,1,2-Trichloroethane	ug/Kg	1.3 U	R	2.2 U	53 U	2.4 U
8260B	Trichloroethene	ug/Kg	1.3 U	R	2.2 U	53 U	2.4 U
8260B	Trichlorofluoromethane	ug/Kg	1.2 U	R	2.0 U	49 U	2.2 U
8260B	1,2,3-Trichloropropane	ug/Kg	2.4 U	R	4.0 U	98 U	4.4 U
8260B	1,1,2-Trichloro-1,2,2-trifluoroethane	ug/Kg	1.3 U	R	2.2 U	53 U	2.4 U
8260B	1,2,4-Trimethylbenzene	ug/Kg	1.4 U	R	2.3 U	57 U	2.6 U
8260B	1,3,5-Trimethylbenzene	ug/Kg	1.7 U	R	2.8 U	70 U	3.1 U
8260B	Vinyl acetate	ug/Kg	2.5 U	R	4.2 U	100 U	4.6 U
8260B	Vinyl chloride	ug/Kg	1.5 U	R	2.5 U	61 U	2.8 U
8260B	o-Xylene	ug/Kg	1.1 U	R	1.8 U	45 U	2.0 U
8260B	m-Xylene & p-Xylene	ug/Kg	2.6 U	R	4.3 U	110 U	4.8 U
8260B	Xylenes, Total	ug/Kg	1.1 U	R	1.8 U	45 U	2.0 U
8260B	Cyclohexane	ug/Kg	1.3 U	R	2.2 U	53 U	2.4 U
8260B	Methylcyclohexane	ug/Kg	0.86 U	R	1.4 U	35 U	1.6 U
8260B	Methyl acetate	ug/Kg	5.0 U	R	8.4 U	200 U	9.2 U

Detected results are presented in bold text.
ug/kg = micrograms per kilogram

Non-detected results are reported to the method detection llimit (MDL).
U = Not detected at the reported concentration.
J = The reported concentration is estimated.
UJ = The reported detection limit is estimated.
R = The reported result is rejected.

Table 1
Harbor Park SIte, Norfolk, VA
Volatile Organic Compound Soil Sample Results

		Field Sample ID:	SB-06(0-2)	SB-06(0-2)-01	SB-06(8-9)	SB-07(0-1)	SB-07(8-9)
		CLP Sample ID:	C0AB6	C0AC2	C0AB7	C0AB8	C0AB9
		Laboratory Sample ID:	680-122192-11	680-122192-17	680-122192-12	680-122192-13	680-122192-14
		Date Collected:	2/23/2016	2/23/2016	2/23/2016	2/23/2016	2/23/2016
		Sample Type:	Field Sample	Field Duplicate of C0AB6	Field Sample	Field Sample	Field Sample
Method	Analtye	Units	Qualified Result	Qualified Result	Qualified Result	Qualified Result	Qualified Result
8260B	Acetone	ug/Kg	**45 J**	11 U	460 U	12 U	11 U
8260B	Benzene	ug/Kg	0.86 UJ	0.76 U	30 U	0.76 U	0.71 U
8260B	Bromobenzene	ug/Kg	2.0 UJ	1.8 U	70 U	1.8 U	1.7 U
8260B	Bromochloromethane	ug/Kg	3.9 UJ	3.4 U	140 U	3.5 U	3.2 U
8260B	Bromodichloromethane	ug/Kg	1.1 UJ	1.0 U	40 U	1.0 U	0.94 U
8260B	Bromoform	ug/Kg	1.8 UJ	1.6 U	62 U	1.6 U	1.5 U
8260B	Bromomethane	ug/Kg	1.8 UJ	1.6 U	62 U	1.6 U	1.5 U
8260B	2-Butanone (MEK)	ug/Kg	2.8 UJ	2.5 U	99 U	2.5 U	2.3 U
8260B	n-Butylbenzene	ug/Kg	2.8 UJ	2.5 U	99 U	2.5 U	2.3 U
8260B	sec-Butylbenzene	ug/Kg	2.5 UJ	2.2 U	87 U	2.2 U	2.0 U
8260B	tert-Butylbenzene	ug/Kg	2.1 UJ	1.9 U	74 U	1.9 U	1.7 U
8260B	Carbon disulfide	ug/Kg	1.3 UJ	1.1 U	46 U	1.2 U	1.1 U
8260B	Carbon tetrachloride	ug/Kg	0.97 UJ	0.87 U	34 U	0.87 U	0.81 U
8260B	Chlorobenzene	ug/Kg	1.1 UJ	1.0 U	40 U	1.0 U	0.93 U
8260B	Chloroethane	ug/Kg	3.2 UJ	2.8 U	110 U	2.8 U	2.6 U
8260B	Chloroform	ug/Kg	1.3 UJ	1.1 U	46 U	1.2 U	1.1 U
8260B	Chloromethane	ug/Kg	1.2 UJ	1.0 U	41 U	1.0 U	0.97 U
8260B	2-Chlorotoluene	ug/Kg	2.3 UJ	2.1 U	83 U	2.1 U	1.9 U
8260B	4-Chlorotoluene	ug/Kg	2.0 UJ	1.8 U	70 U	1.8 U	1.7 U
8260B	Dibromochloromethane	ug/Kg	2.0 UJ	1.8 U	70 U	1.8 U	1.7 U
8260B	1,2-Dibromo-3-Chloropropane	ug/Kg	5.2 UJ	4.6 U	180 U	4.6 U	4.3 U
8260B	1,2-Dibromoethane	ug/Kg	1.8 UJ	1.6 U	62 U	1.6 U	1.5 U
8260B	Dibromomethane	ug/Kg	2.0 UJ	1.8 U	70 U	1.8 U	1.7 U
8260B	1,2-Dichlorobenzene	ug/Kg	1.5 UJ	1.4 U	54 U	1.4 U	1.3 U
8260B	1,3-Dichlorobenzene	ug/Kg	1.9 UJ	1.7 U	66 U	1.7 U	1.6 U
8260B	1,4-Dichlorobenzene	ug/Kg	0.87 UJ	0.77 U	31 U	0.77 U	0.72 U
8260B	Dichlorodifluoromethane	ug/Kg	1.1 UJ	0.98 U	39 U	0.98 U	0.91 U
8260B	1,1-Dichloroethane	ug/Kg	1.3 UJ	1.1 U	46 U	1.2 U	1.1 U
8260B	1,2-Dichloroethane	ug/Kg	1.3 UJ	1.1 U	46 U	1.2 U	1.1 U
8260B	cis-1,2-Dichloroethene	ug/Kg	1.6 UJ	1.5 U	58 U	1.5 U	1.4 U
8260B	trans-1,2-Dichloroethene	ug/Kg	0.74 UJ	0.66 U	26 U	0.66 U	0.61 U
8260B	1,2-Dichloroethene, Total	ug/Kg	0.74 UJ	0.66 U	26 U	0.66 U	0.61 U
8260B	1,1-Dichloroethene	ug/Kg	1.8 UJ	1.6 U	62 U	1.6 U	1.5 U
8260B	1,2-Dichloropropane	ug/Kg	1.0 UJ	0.90 U	36 U	0.90 U	0.84 U
8260B	1,3-Dichloropropane	ug/Kg	2.1 UJ	1.9 U	74 U	1.9 U	1.7 U
8260B	2,2-Dichloropropane	ug/Kg	1.3 UJ	1.1 U	46 U	1.2 U	1.1 U
8260B	1,1-Dichloropropene	ug/Kg	1.1 UJ	0.99 U	39 U	0.99 U	0.92 U
8260B	cis-1,3-Dichloropropene	ug/Kg	0.97 UJ	0.87 U	34 U	0.87 U	0.81 U
8260B	trans-1,3-Dichloropropene	ug/Kg	1.0 UJ	0.91 U	36 U	0.91 U	0.84 U
8260B	Ethylbenzene	ug/Kg	1.5 UJ	1.4 U	54 U	1.4 U	1.3 U
8260B	2-Hexanone	ug/Kg	3.9 UJ	3.4 U	140 U	3.5 U	3.2 U
8260B	Isopropylbenzene	ug/Kg	2.2 UJ	2.0 U	79 U	2.0 U	1.8 U
8260B	p-Isopropyltoluene	ug/Kg	2.6 UJ	2.3 U	91 U	2.3 U	2.1 U
8260B	Methylene Chloride	ug/Kg	1.2 UJ	1.0 U	41 U	1.0 U	0.95 U
8260B	4-Methyl-2-pentanone	ug/Kg	4.9 UJ	4.4 U	170 U	4.4 U	4.1 U
8260B	Methyl tert-butyl ether	ug/Kg	1.2 UJ	1.0 U	41 U	1.0 U	0.97 U
8260B	N-Propylbenzene	ug/Kg	3.2 UJ	2.8 U	110 U	2.8 U	2.6 U
8260B	Styrene	ug/Kg	1.1 UJ	0.97 U	38 U	0.97 U	0.90 U
8260B	1,1,1,2-Tetrachloroethane	ug/Kg	2.8 UJ	2.5 U	99 U	2.5 U	2.3 U
8260B	1,1,2,2-Tetrachloroethane	ug/Kg	1.9 UJ	1.7 U	66 U	1.7 U	1.6 U
8260B	Tetrachloroethene	ug/Kg	2.2 UJ	2.0 U	79 U	2.0 U	1.8 U

Table 1
Harbor Park SIte, Norfolk, VA
Volatile Organic Compound Soil Sample Results

		Field Sample ID:	SB-06(0-2)	SB-06(0-2)-01	SB-06(8-9)	SB-07(0-1)	SB-07(8-9)
		CLP Sample ID:	C0AB6	C0AC2	C0AB7	C0AB8	C0AB9
		Laboratory Sample ID:	680-122192-11	680-122192-17	680-122192-12	680-122192-13	680-122192-14
		Date Collected:	2/23/2016	2/23/2016	2/23/2016	2/23/2016	2/23/2016
		Sample Type:	Field Sample	Field Duplicate of C0AB6	Field Sample	Field Sample	Field Sample
Method	Analtye	Units	Qualified Result	Qualified Result	Qualified Result	Qualified Result	Qualified Result
8260B	Toluene	ug/Kg	0.99 UJ	0.88 U	35 U	0.88 U	0.82 U
8260B	1,2,3-Trichlorobenzene	ug/Kg	1.9 UJ	1.7 U	66 U	1.7 U	1.6 U
8260B	1,2,4-Trichlorobenzene	ug/Kg	1.0 UJ	0.93 U	37 U	0.93 U	0.86 U
8260B	1,1,1-Trichloroethane	ug/Kg	0.69 UJ	0.62 U	24 U	0.62 U	0.57 U
8260B	1,1,2-Trichloroethane	ug/Kg	1.5 UJ	1.4 U	54 U	1.4 U	1.3 U
8260B	Trichloroethene	ug/Kg	1.5 UJ	1.4 U	54 U	1.4 U	1.3 U
8260B	Trichlorofluoromethane	ug/Kg	1.4 UJ	1.3 U	50 U	1.3 U	1.2 U
8260B	1,2,3-Trichloropropane	ug/Kg	2.8 UJ	2.5 U	99 U	2.5 U	2.3 U
8260B	1,1,2-Trichloro-1,2,2-trifluoroethane	ug/Kg	1.5 UJ	1.4 U	54 U	1.4 U	1.3 U
8260B	1,2,4-Trimethylbenzene	ug/Kg	1.6 UJ	1.5 U	58 U	1.5 U	1.4 U
8260B	1,3,5-Trimethylbenzene	ug/Kg	2.0 UJ	1.8 U	70 U	1.8 U	1.7 U
8260B	Vinyl acetate	ug/Kg	2.9 UJ	2.6 U	100 U	2.6 U	2.4 U
8260B	Vinyl chloride	ug/Kg	1.8 UJ	1.6 U	62 U	1.6 U	1.5 U
8260B	o-Xylene	ug/Kg	1.3 UJ	1.1 U	46 U	1.2 U	1.1 U
8260B	m-Xylene & p-Xylene	ug/Kg	3.1 UJ	2.7 U	110 U	2.7 U	2.5 U
8260B	Xylenes, Total	ug/Kg	1.3 UJ	1.1 U	46 U	1.2 U	1.1 U
8260B	Cyclohexane	ug/Kg	1.5 UJ	1.4 U	54 U	1.4 U	1.3 U
8260B	Methylcyclohexane	ug/Kg	1.0 UJ	0.90 U	**100 J**	0.90 U	0.84 U
8260B	Methyl acetate	ug/Kg	5.9 UJ	5.2 U	**17000**	5.2 U	4.9 U

Detected results are presented in bold text.
ug/kg = micrograms per kilogram

Non-detected results are reported to the method detection llimit (MDL).
U = Not detected at the reported concentration.
J = The reported concentration is estimated.
UJ = The reported detection limit is estimated.
R = The reported result is rejected.

Table 1
Harbor Park SIte, Norfolk, VA
Volatile Organic Compound Soil Sample Results

		Field Sample ID:	SB-08(0-1)	SB-08(9-10)	SB-10-(0-1)	SB-10-(6-7)	SB-11(0-1)
		CLP Sample ID:	C0AC0	C0AC1	C0AC4	C0AC5	C0AC6
		Laboratory Sample ID:	680-122192-15	680-122192-16	680-122192-18	680-122192-19	680-122192-20
		Date Collected:	2/23/2016	2/23/2016	2/23/2016	2/23/2016	2/23/2016
		Sample Type:	Field Sample	Field Sample	Field Sample	Field Sample	Field Sample
Method	Analtye	Units	Qualified Result	Qualified Result	Qualified Result	Qualified Result	Qualified Result
8260B	Acetone	ug/Kg	11 U	**29 J**	560 U	430 U	510 U
8260B	Benzene	ug/Kg	0.72 U	0.80 U	37 U	29 U	34 U
8260B	Bromobenzene	ug/Kg	1.7 U	1.9 U	87 U	67 U	79 U
8260B	Bromochloromethane	ug/Kg	3.2 U	3.6 U	170 U	130 U	150 U
8260B	Bromodichloromethane	ug/Kg	0.95 U	1.1 U	49 U	38 U	45 U
8260B	Bromoform	ug/Kg	1.5 U	1.6 U	77 U	59 U	70 U
8260B	Bromomethane	ug/Kg	1.5 U	1.6 U	77 U	59 U	70 U
8260B	2-Butanone (MEK)	ug/Kg	2.4 U	2.6 U	120 U	95 U	110 U
8260B	n-Butylbenzene	ug/Kg	2.4 U	2.6 U	120 U	95 U	110 U
8260B	sec-Butylbenzene	ug/Kg	2.1 U	2.3 U	110 U	83 U	98 U
8260B	tert-Butylbenzene	ug/Kg	1.8 U	2.0 U	92 U	71 U	84 U
8260B	Carbon disulfide	ug/Kg	1.1 U	1.2 U	56 U	43 U	51 U
8260B	Carbon tetrachloride	ug/Kg	0.82 U	0.91 U	42 U	33 U	39 U
8260B	Chlorobenzene	ug/Kg	0.94 U	1.1 U	49 U	38 U	45 U
8260B	Chloroethane	ug/Kg	2.7 U	3.0 U	140 U	110 U	130 U
8260B	Chloroform	ug/Kg	1.1 U	1.2 U	56 U	43 U	51 U
8260B	Chloromethane	ug/Kg	0.98 U	1.1 U	51 U	40 U	47 U
8260B	2-Chlorotoluene	ug/Kg	2.0 U	2.2 U	100 U	79 U	93 U
8260B	4-Chlorotoluene	ug/Kg	1.7 U	1.9 U	87 U	67 U	79 U
8260B	Dibromochloromethane	ug/Kg	1.7 U	1.9 U	87 U	67 U	79 U
8260B	1,2-Dibromo-3-Chloropropane	ug/Kg	4.3 U	4.8 U	220 U	170 U	210 U
8260B	1,2-Dibromoethane	ug/Kg	1.5 U	1.6 U	77 U	59 U	70 U
8260B	Dibromomethane	ug/Kg	1.7 U	1.9 U	87 U	67 U	79 U
8260B	1,2-Dichlorobenzene	ug/Kg	1.3 U	1.4 U	66 U	51 U	61 U
8260B	1,3-Dichlorobenzene	ug/Kg	1.6 U	1.8 U	82 U	63 U	75 U
8260B	1,4-Dichlorobenzene	ug/Kg	0.73 U	0.81 U	38 U	29 U	35 U
8260B	Dichlorodifluoromethane	ug/Kg	0.92 U	1.0 U	48 U	37 U	44 U
8260B	1,1-Dichloroethane	ug/Kg	1.1 U	1.2 U	56 U	43 U	51 U
8260B	1,2-Dichloroethane	ug/Kg	1.1 U	1.2 U	56 U	43 U	51 U
8260B	cis-1,2-Dichloroethene	ug/Kg	1.4 U	1.5 U	71 U	55 U	65 U
8260B	trans-1,2-Dichloroethene	ug/Kg	0.62 U	0.69 U	32 U	25 U	29 U
8260B	1,2-Dichloroethene, Total	ug/Kg	0.62 U	0.69 U	32 U	25 U	29 U
8260B	1,1-Dichloroethene	ug/Kg	1.5 U	1.6 U	77 U	59 U	70 U
8260B	1,2-Dichloropropane	ug/Kg	0.85 U	0.94 U	44 U	34 U	40 U
8260B	1,3-Dichloropropane	ug/Kg	1.8 U	2.0 U	92 U	71 U	84 U
8260B	2,2-Dichloropropane	ug/Kg	1.1 U	1.2 U	56 U	43 U	51 U
8260B	1,1-Dichloropropene	ug/Kg	0.93 U	1.0 U	48 U	38 U	44 U
8260B	cis-1,3-Dichloropropene	ug/Kg	0.82 U	0.91 U	42 U	33 U	39 U
8260B	trans-1,3-Dichloropropene	ug/Kg	0.86 U	0.95 U	44 U	34 U	41 U
8260B	Ethylbenzene	ug/Kg	1.3 U	1.4 U	66 U	51 U	61 U
8260B	2-Hexanone	ug/Kg	3.2 U	3.6 U	170 U	130 U	150 U
8260B	Isopropylbenzene	ug/Kg	1.9 U	2.1 U	97 U	75 U	89 U
8260B	p-Isopropyltoluene	ug/Kg	2.2 U	2.4 U	110 U	87 U	100 U
8260B	Methylene Chloride	ug/Kg	0.96 U	1.1 U	50 U	39 U	46 U
8260B	4-Methyl-2-pentanone	ug/Kg	4.1 U	4.6 U	210 U	170 U	200 U
8260B	Methyl tert-butyl ether	ug/Kg	0.98 U	1.1 U	51 U	40 U	47 U
8260B	N-Propylbenzene	ug/Kg	2.7 U	3.0 U	140 U	110 U	130 U
8260B	Styrene	ug/Kg	0.91 U	1.0 U	47 U	37 U	43 U
8260B	1,1,1,2-Tetrachloroethane	ug/Kg	2.4 U	2.6 U	120 U	95 U	110 U
8260B	1,1,2,2-Tetrachloroethane	ug/Kg	1.6 U	1.8 U	82 U	63 U	75 U
8260B	Tetrachloroethene	ug/Kg	1.9 U	2.1 U	97 U	75 U	89 U

Table 1
Harbor Park SIte, Norfolk, VA
Volatile Organic Compound Soil Sample Results

		Field Sample ID:	SB-08(0-1)	SB-08(9-10)	SB-10-(0-1)	SB-10-(6-7)	SB-11(0-1)
		CLP Sample ID:	C0AC0	C0AC1	C0AC4	C0AC5	C0AC6
		Laboratory Sample ID:	680-122192-15	680-122192-16	680-122192-18	680-122192-19	680-122192-20
		Date Collected:	2/23/2016	2/23/2016	2/23/2016	2/23/2016	2/23/2016
		Sample Type:	Field Sample	Field Sample	Field Sample	Field Sample	Field Sample
Method	Analtye	Units	Qualified Result	Qualified Result	Qualified Result	Qualified Result	Qualified Result
8260B	Toluene	ug/Kg	0.83 U	0.92 U	**61 J**	**33 J**	**55 J**
8260B	1,2,3-Trichlorobenzene	ug/Kg	1.6 U	1.8 U	82 U	63 U	75 U
8260B	1,2,4-Trichlorobenzene	ug/Kg	0.87 U	0.97 U	45 U	35 U	42 U
8260B	1,1,1-Trichloroethane	ug/Kg	0.58 U	0.65 U	30 U	23 U	28 U
8260B	1,1,2-Trichloroethane	ug/Kg	1.3 U	1.4 U	66 U	51 U	61 U
8260B	Trichloroethene	ug/Kg	1.3 U	1.4 U	66 U	51 U	61 U
8260B	Trichlorofluoromethane	ug/Kg	1.2 U	1.3 U	61 U	47 U	56 U
8260B	1,2,3-Trichloropropane	ug/Kg	2.4 U	2.6 U	120 U	95 U	110 U
8260B	1,1,2-Trichloro-1,2,2-trifluoroethane	ug/Kg	1.3 U	1.4 U	66 U	51 U	61 U
8260B	1,2,4-Trimethylbenzene	ug/Kg	1.4 U	1.5 U	71 U	55 U	65 U
8260B	1,3,5-Trimethylbenzene	ug/Kg	1.7 U	1.9 U	87 U	67 U	79 U
8260B	Vinyl acetate	ug/Kg	2.5 U	2.7 U	130 U	99 U	120 U
8260B	Vinyl chloride	ug/Kg	1.5 U	1.6 U	77 U	59 U	70 U
8260B	o-Xylene	ug/Kg	1.1 U	1.2 U	56 U	43 U	51 U
8260B	m-Xylene & p-Xylene	ug/Kg	2.6 U	2.8 U	130 U	100 U	120 U
8260B	Xylenes, Total	ug/Kg	1.1 U	1.2 U	56 U	43 U	51 U
8260B	Cyclohexane	ug/Kg	1.3 U	1.4 U	66 U	51 U	61 U
8260B	Methylcyclohexane	ug/Kg	0.85 U	0.94 U	**93 J**	**42 J**	40 U
8260B	Methyl acetate	ug/Kg	4.9 U	5.5 U	260 U	200 U	230 U

Detected results are presented in bold text.
ug/kg = micrograms per kilogram

Non-detected results are reported to the method detection llimit (MDL).
U = Not detected at the reported concentration.
J = The reported concentration is estimated.
UJ = The reported detection limit is estimated.
R = The reported result is rejected.

Table 1
Harbor Park SIte, Norfolk, VA
Volatile Organic Compound Soil Sample Results

		Field Sample ID:	SB-11(10-12)	SB-09(0-2)	SB-09(6-7)		
		CLP Sample ID:	C0AC7	C0AD1	C0AD2		
		Laboratory Sample ID:	680-122192-21	680-122192-23	680-122192-24		
		Date Collected:	2/23/2016	2/23/2016	2/23/2016		
		Sample Type:	Field Sample	Field Sample	Field Sample		
Method	Analtye	Units	Qualified Result	Qualified Result	Qualified Result		
8260B	Acetone	ug/Kg	9.5 U	460 U	540 U		
8260B	Benzene	ug/Kg	0.63 U	31 U	36 U		
8260B	Bromobenzene	ug/Kg	1.5 U	72 U	83 U		
8260B	Bromochloromethane	ug/Kg	2.9 U	140 U	160 U		
8260B	Bromodichloromethane	ug/Kg	0.84 U	41 U	47 U		
8260B	Bromoform	ug/Kg	1.3 U	63 U	73 U		
8260B	Bromomethane	ug/Kg	1.3 U	63 U	73 U		
8260B	2-Butanone (MEK)	ug/Kg	2.1 U	100 U	120 U		
8260B	n-Butylbenzene	ug/Kg	2.1 U	100 U	120 U		
8260B	sec-Butylbenzene	ug/Kg	1.8 U	89 U	100 U		
8260B	tert-Butylbenzene	ug/Kg	1.6 U	76 U	88 U		
8260B	Carbon disulfide	ug/Kg	**3.6 J**	46 U	54 U		
8260B	Carbon tetrachloride	ug/Kg	0.72 U	35 U	40 U		
8260B	Chlorobenzene	ug/Kg	0.83 U	41 U	47 U		
8260B	Chloroethane	ug/Kg	2.3 U	110 U	130 U		
8260B	Chloroform	ug/Kg	0.95 U	46 U	54 U		
8260B	Chloromethane	ug/Kg	0.87 U	42 U	49 U		
8260B	2-Chlorotoluene	ug/Kg	1.7 U	84 U	98 U		
8260B	4-Chlorotoluene	ug/Kg	1.5 U	72 U	83 U		
8260B	Dibromochloromethane	ug/Kg	1.5 U	72 U	83 U		
8260B	1,2-Dibromo-3-Chloropropane	ug/Kg	3.8 U	190 U	210 U		
8260B	1,2-Dibromoethane	ug/Kg	1.3 U	63 U	73 U		
8260B	Dibromomethane	ug/Kg	1.5 U	72 U	83 U		
8260B	1,2-Dichlorobenzene	ug/Kg	1.1 U	55 U	63 U		
8260B	1,3-Dichlorobenzene	ug/Kg	1.4 U	68 U	78 U		
8260B	1,4-Dichlorobenzene	ug/Kg	0.64 U	31 U	36 U		
8260B	Dichlorodifluoromethane	ug/Kg	0.81 U	40 U	46 U		
8260B	1,1-Dichloroethane	ug/Kg	0.95 U	46 U	54 U		
8260B	1,2-Dichloroethane	ug/Kg	0.95 U	46 U	54 U		
8260B	cis-1,2-Dichloroethene	ug/Kg	1.2 U	59 U	68 U		
8260B	trans-1,2-Dichloroethene	ug/Kg	0.55 U	27 U	31 U		
8260B	1,2-Dichloroethene, Total	ug/Kg	0.55 U	27 U	31 U		
8260B	1,1-Dichloroethene	ug/Kg	1.3 U	63 U	73 U		
8260B	1,2-Dichloropropane	ug/Kg	0.75 U	36 U	42 U		
8260B	1,3-Dichloropropane	ug/Kg	1.6 U	76 U	88 U		
8260B	2,2-Dichloropropane	ug/Kg	0.95 U	46 U	54 U		
8260B	1,1-Dichloropropene	ug/Kg	0.82 U	40 U	46 U		
8260B	cis-1,3-Dichloropropene	ug/Kg	0.72 U	35 U	40 U		
8260B	trans-1,3-Dichloropropene	ug/Kg	0.75 U	37 U	42 U		
8260B	Ethylbenzene	ug/Kg	1.1 U	55 U	63 U		
8260B	2-Hexanone	ug/Kg	2.9 U	140 U	160 U		
8260B	Isopropylbenzene	ug/Kg	1.6 U	80 U	93 U		
8260B	p-Isopropyltoluene	ug/Kg	1.9 U	93 U	110 U		
8260B	Methylene Chloride	ug/Kg	0.85 U	41 U	48 U		
8260B	4-Methyl-2-pentanone	ug/Kg	3.6 U	180 U	200 U		
8260B	Methyl tert-butyl ether	ug/Kg	0.87 U	42 U	49 U		
8260B	N-Propylbenzene	ug/Kg	2.3 U	110 U	130 U		
8260B	Styrene	ug/Kg	0.81 U	39 U	45 U		
8260B	1,1,1,2-Tetrachloroethane	ug/Kg	2.1 U	100 U	120 U		
8260B	1,1,2,2-Tetrachloroethane	ug/Kg	1.4 U	68 U	78 U		
8260B	Tetrachloroethene	ug/Kg	1.6 U	80 U	93 U		

Table 1
Harbor Park SIte, Norfolk, VA
Volatile Organic Compound Soil Sample Results

		Field Sample ID:	SB-11(10-12)	SB-09(0-2)	SB-09(6-7)		
		CLP Sample ID:	C0AC7	C0AD1	C0AD2		
		Laboratory Sample ID:	680-122192-21	680-122192-23	680-122192-24		
		Date Collected:	2/23/2016	2/23/2016	2/23/2016		
		Sample Type:	Field Sample	Field Sample	Field Sample		
Method	Analtye	Units	Qualified Result	Qualified Result	Qualified Result		
8260B	Toluene	ug/Kg	0.73 U	35 U	**44 J**		
8260B	1,2,3-Trichlorobenzene	ug/Kg	1.4 U	68 U	78 U		
8260B	1,2,4-Trichlorobenzene	ug/Kg	0.77 U	38 U	43 U		
8260B	1,1,1-Trichloroethane	ug/Kg	0.51 U	25 U	29 U		
8260B	1,1,2-Trichloroethane	ug/Kg	1.1 U	55 U	63 U		
8260B	Trichloroethene	ug/Kg	1.1 U	55 U	63 U		
8260B	Trichlorofluoromethane	ug/Kg	1.0 U	51 U	59 U		
8260B	1,2,3-Trichloropropane	ug/Kg	2.1 U	100 U	120 U		
8260B	1,1,2-Trichloro-1,2,2-trifluoroethane	ug/Kg	1.1 U	55 U	63 U		
8260B	1,2,4-Trimethylbenzene	ug/Kg	1.2 U	59 U	68 U		
8260B	1,3,5-Trimethylbenzene	ug/Kg	1.5 U	72 U	83 U		
8260B	Vinyl acetate	ug/Kg	2.2 U	110 U	120 U		
8260B	Vinyl chloride	ug/Kg	1.3 U	63 U	73 U		
8260B	o-Xylene	ug/Kg	0.95 U	46 U	54 U		
8260B	m-Xylene & p-Xylene	ug/Kg	2.3 U	110 U	130 U		
8260B	Xylenes, Total	ug/Kg	0.95 U	46 U	54 U		
8260B	Cyclohexane	ug/Kg	1.1 U	55 U	63 U		
8260B	Methylcyclohexane	ug/Kg	0.75 U	36 U	42 U		
8260B	Methyl acetate	ug/Kg	4.3 U	210 U	**3400**		

Detected results are presented in bold text.
ug/kg = micrograms per kilogram

Non-detected results are reported to the method detection llimit (MDL).
U = Not detected at the reported concentration.
J = The reported concentration is estimated.
UJ = The reported detection limit is estimated.
R = The reported result is rejected.

Table 2
Harbor Park Site, Norfolk, VA
Volatile Organic Compound Water Sample Results

		Field Sample ID:	TB-1-03				
		CLP Sample ID:	C0AD0				
		Laboratory Sample ID:	680-122192-22				
		Date Collected:	2/23/2016				
		Sample Type:	Trip Blank				
Method	Analyte	Units	Qualified Result				
8260B	Acetone	ug/L	7.0 U				
8260B	Benzene	ug/L	0.43 U				
8260B	Bromobenzene	ug/L	0.50 U				
8260B	Bromochloromethane	ug/L	0.45 U				
8260B	Bromodichloromethane	ug/L	0.44 U				
8260B	Bromoform	ug/L	0.43 U				
8260B	Bromomethane	ug/L	2.5 U				
8260B	2-Butanone (MEK)	ug/L	3.4 U				
8260B	n-Butylbenzene	ug/L	0.47 U				
8260B	sec-Butylbenzene	ug/L	0.42 U				
8260B	tert-Butylbenzene	ug/L	0.45 U				
8260B	Carbon disulfide	ug/L	1.0 U				
8260B	Carbon tetrachloride	ug/L	0.33 U				
8260B	Chlorobenzene	ug/L	0.26 U				
8260B	Chloroethane	ug/L	2.5 U				
8260B	Chloroform	ug/L	0.50 U				
8260B	Chloromethane	ug/L	0.40 U				
8260B	2-Chlorotoluene	ug/L	0.27 U				
8260B	4-Chlorotoluene	ug/L	0.45 U				
8260B	Dibromochloromethane	ug/L	0.32 U				
8260B	1,2-Dibromo-3-Chloropropane	ug/L	1.1 U				
8260B	1,2-Dibromoethane	ug/L	0.44 U				
8260B	Dibromomethane	ug/L	0.35 U				
8260B	1,2-Dichlorobenzene	ug/L	0.37 U				
8260B	1,3-Dichlorobenzene	ug/L	0.43 U				
8260B	1,4-Dichlorobenzene	ug/L	0.46 U				
8260B	Dichlorodifluoromethane	ug/L	0.60 U				
8260B	1,1-Dichloroethane	ug/L	0.38 U				
8260B	1,2-Dichloroethane	ug/L	0.50 U				
8260B	cis-1,2-Dichloroethene	ug/L	0.41 U				
8260B	trans-1,2-Dichloroethene	ug/L	0.37 U				
8260B	1,2-Dichloroethene, Total	ug/L	0.37 U				
8260B	1,1-Dichloroethene	ug/L	0.36 U				
8260B	1,2-Dichloropropane	ug/L	0.67 U				
8260B	1,3-Dichloropropane	ug/L	0.34 U				
8260B	2,2-Dichloropropane	ug/L	0.37 U				
8260B	1,1-Dichloropropene	ug/L	0.34 U				
8260B	cis-1,3-Dichloropropene	ug/L	0.40 U				
8260B	trans-1,3-Dichloropropene	ug/L	0.42 U				
8260B	Ethylbenzene	ug/L	0.33 U				
8260B	2-Hexanone	ug/L	2.0 U				
8260B	Isopropylbenzene	ug/L	0.35 U				
8260B	p-Isopropyltoluene	ug/L	0.48 U				
8260B	Methylene Chloride	ug/L	2.5 U				
8260B	4-Methyl-2-pentanone	ug/L	2.1 U				
8260B	Methyl tert-butyl ether	ug/L	0.30 U				
8260B	N-Propylbenzene	ug/L	0.38 U				
8260B	Styrene	ug/L	0.27 U				
8260B	1,1,1,2-Tetrachloroethane	ug/L	0.37 U				
8260B	1,1,2,2-Tetrachloroethane	ug/L	0.62 U				
8260B	Tetrachloroethene	ug/L	0.74 U				

Table 2
Harbor Park Site, Norfolk, VA
Volatile Organic Compound Water Sample Results

		Field Sample ID:	TB-1-03				
		CLP Sample ID:	C0AD0				
		Laboratory Sample ID:	680-122192-22				
		Date Collected:	2/23/2016				
		Sample Type:	Trip Blank				
Method	Analyte	Units	Qualified Result				
8260B	Toluene	ug/L	0.48 U				
8260B	1,2,3-Trichlorobenzene	ug/L	2.5 U				
8260B	1,2,4-Trichlorobenzene	ug/L	2.5 U				
8260B	1,1,1-Trichloroethane	ug/L	0.37 U				
8260B	1,1,2-Trichloroethane	ug/L	0.33 U				
8260B	Trichloroethene	ug/L	0.48 U				
8260B	Trichlorofluoromethane	ug/L	0.42 U				
8260B	1,2,3-Trichloropropane	ug/L	0.39 U				
8260B	1,1,2-Trichloro-1,2,2-trifluoroethane	ug/L	0.36 U				
8260B	1,2,4-Trimethylbenzene	ug/L	0.47 U				
8260B	1,3,5-Trimethylbenzene	ug/L	0.31 U				
8260B	Vinyl acetate	ug/L	0.81 U				
8260B	Vinyl chloride	ug/L	0.50 U				
8260B	o-Xylene	ug/L	0.23 U				
8260B	m-Xylene & p-Xylene	ug/L	0.35 U				
8260B	Xylenes, Total	ug/L	0.23 U				
8260B	Cyclohexane	ug/L	0.39 U				
8260B	Methylcyclohexane	ug/L	0.43 U				
8260B	Methyl acetate	ug/L	1.8 U				

Detected results are presented in bold text.
ug/L = micrograms per liter

Non-detected results are reported to the method detection llimit (MDL).
U = Not detected at the reported concentration.
J = The reported concentration is estimated.
UJ = The reported detection limit is estimated.
R = The reported result is rejected.

Table 3
Harbor Park Site, Norfolk, VA
Semivolatile Organic Compound Soil Sample Results

		Field Sample ID:	SB-01(0-1)	SB-01(9-10)	SB-02(0-1)	SB-02(9-10)	SB-03(0-1)
		CLP Sample ID:	C0AA6	C0AA7	C0AA8	C0AA9	C0AB0
		Laboratory Sample ID:	680-122281-1	680-122281-2	680-122281-3	680-122281-4	680-122281-5
		Date Collected:	2/23/2016	2/23/2016	2/23/2016	2/23/2016	2/23/2016
		Sample Type:	Field Sample	Field Sample	Field Sample	Field Sample	Field Sample
Method	Analtye	Units	Qualified Result	Qualified Result	Qualified Result	Qualified Result	Qualified Result
8270D	1,1'-Biphenyl	ug/Kg	2000 U	2000 U	1900 U	2000 U	1900 U
8270D	1,2,4,5-Tetrachlorobenzene	ug/Kg	37 U	36 U	35 U	37 U	34 U
8270D	1,4-Dioxane	ug/Kg	140 U	140 U	130 U	140 U	130 U
8270D	2,2'-Oxybis(1-chloropropane)	ug/Kg	35 U	35 U	33 U	36 U	33 U
8270D	2,3,4,6-Tetrachlorophenol	ug/Kg	26 U	26 U	24 U	26 U	24 U
8270D	2,4,5-Trichlorophenol	ug/Kg	41 U	41 U	39 U	42 U	38 U
8270D	2,4,6-Trichlorophenol	ug/Kg	34 U	34 U	32 U	35 U	32 U
8270D	2,4-Dichlorophenol	ug/Kg	41 U	41 U	39 U	42 U	38 U
8270D	2,4-Dimethylphenol	ug/Kg	52 U	52 U	49 U	53 U	48 U
8270D	2,4-Dinitrophenol	ug/Kg	980 U	980 U	920 U	990 U	910 U
8270D	2,4-Dinitrotoluene	ug/Kg	58 U	58 U	55 U	58 U	53 U
8270D	2,6-Dinitrotoluene	ug/Kg	49 U	49 U	47 U	50 U	46 U
8270D	2-Chloronaphthalene	ug/Kg	41 U	41 U	39 U	42 U	38 U
8270D	2-Chlorophenol	ug/Kg	47 U	47 U	45 U	48 U	44 U
8270D	2-Methylnaphthalene	ug/Kg	**360 J**	45 U	**350 J**	45 U	**190 J**
8270D	2-Methylphenol	ug/Kg	32 U	32 U	30 U	32 U	29 U
8270D	2-Nitroaniline	ug/Kg	53 U	53 U	50 U	54 U	49 U
8270D	2-Nitrophenol	ug/Kg	48 U	48 U	46 U	49 U	45 U
8270D	3 & 4 Methylphenol	ug/Kg	51 U	51 U	48 U	51 U	47 U
8270D	3,3'-Dichlorobenzidine	ug/Kg	33 U	33 U	31 U	33 U	31 U
8270D	3-Nitroaniline	ug/Kg	54 U	54 U	51 U	55 U	50 U
8270D	4,6-Dinitro-2-methylphenol	ug/Kg	200 U	200 U	190 U	200 U	190 U
8270D	4-Bromophenyl phenyl ether	ug/Kg	42 U	42 U	40 U	43 U	39 U
8270D	4-Chloro-3-methylphenol	ug/Kg	41 U	41 U	39 U	42 U	38 U
8270D	4-Chloroaniline	ug/Kg	61 U	61 U	58 U	62 U	57 U
8270D	4-Chlorophenyl phenyl ether	ug/Kg	52 U	52 U	49 U	53 U	48 U
8270D	4-Nitroaniline	ug/Kg	58 U	58 U	55 U	58 U	53 U
8270D	4-Nitrophenol	ug/Kg	390 U	390 U	370 U	390 U	360 U
8270D	Acenaphthene	ug/Kg	260 J	48 U	46 U	49 U	45 U
8270D	Acenaphthylene	ug/Kg	180 J	42 U	**46 J**	43 U	39 U
8270D	Acetophenone	ug/Kg	33 U	33 U	**100 J**	33 U	31 U
8270D	Anthracene	ug/Kg	**780**	29 U	**110 J**	30 U	**33 J**
8270D	Atrazine	ug/Kg	27 U	27 U	26 U	27 U	25 U
8270D	Benzaldehyde	ug/Kg	68 UJ	68 UJ	**240 J**	69 UJ	63 UJ
8270D	Benzo[a]anthracene	ug/Kg	**2100**	32 U	**160 J**	32 U	**80 J**
8270D	Benzo[a]pyrene	ug/Kg	**1800**	61 U	**160 J**	62 U	**76 J**
8270D	Benzo[b]fluoranthene	ug/Kg	**3100**	45 U	**480**	45 U	**180 J**
8270D	Benzo[g,h,i]perylene	ug/Kg	**1300**	26 U	**190 J**	26 U	**72 J**
8270D	Benzo[k]fluoranthene	ug/Kg	**1300**	76 U	**140 J**	78 U	71 U
8270D	Bis(2-chloroethoxy)methane	ug/Kg	46 U	46 U	43 U	47 U	43 U
8270D	Bis(2-chloroethyl)ether	ug/Kg	53 U	53 U	50 U	54 U	49 U
8270D	Bis(2-ethylhexyl) phthalate	ug/Kg	34 U	34 U	32 U	35 U	**99 J**
8270D	Butyl benzyl phthalate	ug/Kg	31 U	31 U	29 U	31 U	28 U
8270D	Caprolactam	ug/Kg	78 U	78 U	**100 J**	79 U	72 U
8270D	Carbazole	ug/Kg	**350 J**	35 U	**61 J**	36 U	33 U
8270D	Chrysene	ug/Kg	**2500**	25 U	**440**	25 U	**140 J**
8270D	Dibenz(a,h)anthracene	ug/Kg	**360 J**	46 U	**73 J**	47 U	43 U
8270D	Dibenzofuran	ug/Kg	**380 J**	39 U	**140 J**	39 U	**73 J**

Table 3
Harbor Park Site, Norfolk, VA
Semivolatile Organic Compound Soil Sample Results

		Field Sample ID:	SB-01(0-1)	SB-01(9-10)	SB-02(0-1)	SB-02(9-10)	SB-03(0-1)
		CLP Sample ID:	C0AA6	C0AA7	C0AA8	C0AA9	C0AB0
		Laboratory Sample ID:	680-122281-1	680-122281-2	680-122281-3	680-122281-4	680-122281-5
		Date Collected:	2/23/2016	2/23/2016	2/23/2016	2/23/2016	2/23/2016
		Sample Type:	Field Sample	Field Sample	Field Sample	Field Sample	Field Sample
Method	Analtye	Units	Qualified Result	Qualified Result	Qualified Result	Qualified Result	Qualified Result
8270D	Diethyl phthalate	ug/Kg	44 U	43 U	41 U	44 U	40 U
8270D	Dimethyl phthalate	ug/Kg	40 U	40 U	38 U	41 U	37 U
8270D	Di-n-butyl phthalate	ug/Kg	35 U	35 U	33 U	36 U	33 U
8270D	Di-n-octyl phthalate	ug/Kg	34 U	34 U	32 U	35 U	32 U
8270D	Fluoranthene	ug/Kg	**5500**	38 U	**370**	38 U	**160 J**
8270D	Fluorene	ug/Kg	**230 J**	42 U	40 U	43 U	39 U
8270D	Hexachlorobenzene	ug/Kg	46 U	46 U	43 U	47 U	43 U
8270D	Hexachlorobutadiene	ug/Kg	42 U	42 U	40 U	43 U	39 U
8270D	Hexachlorocyclopentadiene	ug/Kg	48 U	48 U	46 U	49 U	45 U
8270D	Hexachloroethane	ug/Kg	33 U	33 U	31 U	33 U	31 U
8270D	Indeno[1,2,3-cd]pyrene	ug/Kg	**1400**	33 U	**150 J**	33 U	**71 J**
8270D	Isophorone	ug/Kg	39 U	39 U	37 U	39 U	36 U
8270D	Naphthalene	ug/Kg	**580**	35 U	**330 J**	36 U	**130 J**
8270D	Nitrobenzene	ug/Kg	31 U	31 U	29 U	31 U	28 U
8270D	N-Nitrosodi-n-propylamine	ug/Kg	38 U	38 U	36 U	38 U	35 U
8270D	N-Nitrosodiphenylamine	ug/Kg	39 U	39 U	37 U	39 U	36 U
8270D	Pentachlorophenol	ug/Kg	390 U	390 U	370 U	390 U	360 U
8270D	Phenanthrene	ug/Kg	**3200**	32 U	**580**	32 U	**200 J**
8270D	Phenol	ug/Kg	40 U	40 U	38 U	41 U	37 U
8270D	Pyrene	ug/Kg	**3700**	32 U	**330 J**	32 U	**120 J**

Detected results are presented in bold text.
ug/kg = micrograms per kilogram

Non-detected results are reported to the method detection llimit (MDL).
U = Not detected at the reported concentration.
J = The reported concentration is estimated.
UJ = The reported detection limit is estimated.
R = The reported result is rejected.

Table 3
Harbor Park Site, Norfolk, VA
Semivolatile Organic Compound Soil Sample Results

		Field Sample ID:	SB-03(9-10)	SB-04(0-1)	SB-04(9-10)	SB-04(0-2)	SB-05(8-9)
		CLP Sample ID:	C0AB1	C0AB2	C0AB3	C0AB4	C0AB5
		Laboratory Sample ID:	680-122281-6	680-122281-7	680-122281-8	680-122281-9	680-122281-10
		Date Collected:	2/23/2016	2/23/2016	2/23/2016	2/23/2016	2/23/2016
		Sample Type:	Field Sample	Field Sample	Field Sample	Field Sample	Field Sample
Method	Analtye	Units	Qualified Result	Qualified Result	Qualified Result	Qualified Result	Qualified Result
8270D	1,1'-Biphenyl	ug/Kg	2100 U	2000 U	2600 U	1900 U	2800 U
8270D	1,2,4,5-Tetrachlorobenzene	ug/Kg	39 U	36 U	47 U	34 U	50 U
8270D	1,4-Dioxane	ug/Kg	150 U	140 U	180 U	130 U	190 U
8270D	2,2'-Oxybis(1-chloropropane)	ug/Kg	37 U	35 U	46 U	33 U	49 U
8270D	2,3,4,6-Tetrachlorophenol	ug/Kg	27 U	R	34 U	24 U	36 U
8270D	2,4,5-Trichlorophenol	ug/Kg	44 U	R	54 U	39 U	57 U
8270D	2,4,6-Trichlorophenol	ug/Kg	36 U	R	44 U	32 U	47 U
8270D	2,4-Dichlorophenol	ug/Kg	44 U	R	54 U	39 U	57 U
8270D	2,4-Dimethylphenol	ug/Kg	55 U	R	67 U	49 U	71 U
8270D	2,4-Dinitrophenol	ug/Kg	1000 U	R	1300 U	920 U	1300 U
8270D	2,4-Dinitrotoluene	ug/Kg	61 U	56 U	75 U	54 U	79 U
8270D	2,6-Dinitrotoluene	ug/Kg	52 U	48 U	64 U	46 U	68 U
8270D	2-Chloronaphthalene	ug/Kg	44 U	40 U	54 U	39 U	57 U
8270D	2-Chlorophenol	ug/Kg	50 U	R	61 U	44 U	65 U
8270D	2-Methylnaphthalene	ug/Kg	47 U	44 U	58 U	**110 J**	**540**
8270D	2-Methylphenol	ug/Kg	34 U	R	41 U	30 U	**52 J**
8270D	2-Nitroaniline	ug/Kg	56 U	52 U	69 U	50 U	73 U
8270D	2-Nitrophenol	ug/Kg	51 U	R	63 U	45 U	66 U
8270D	3 & 4 Methylphenol	ug/Kg	54 U	R	66 U	47 U	**1400**
8270D	3,3'-Dichlorobenzidine	ug/Kg	35 U	32 U	43 U	31 U	45 U
8270D	3-Nitroaniline	ug/Kg	57 U	53 U	70 U	51 U	75 U
8270D	4,6-Dinitro-2-methylphenol	ug/Kg	210 U	R	260 U	190 U	280 U
8270D	4-Bromophenyl phenyl ether	ug/Kg	45 U	41 U	55 U	40 U	58 U
8270D	4-Chloro-3-methylphenol	ug/Kg	44 U	R	54 U	39 U	57 U
8270D	4-Chloroaniline	ug/Kg	65 U	60 U	80 U	57 U	84 U
8270D	4-Chlorophenyl phenyl ether	ug/Kg	55 U	51 U	67 U	49 U	71 U
8270D	4-Nitroaniline	ug/Kg	61 U	56 U	75 U	54 U	79 U
8270D	4-Nitrophenol	ug/Kg	410 U	R	500 U	360 U	530 U
8270D	Acenaphthene	ug/Kg	51 U	47 U	63 U	**170 J**	**430 J**
8270D	Acenaphthylene	ug/Kg	45 U	41 U	55 U	**48 J**	**200 J**
8270D	Acetophenone	ug/Kg	35 U	32 U	43 U	31 U	**48 J**
8270D	Anthracene	ug/Kg	31 U	**53 J**	38 U	**370**	**1500**
8270D	Atrazine	ug/Kg	29 U	27 U	35 U	25 U	37 U
8270D	Benzaldehyde	ug/Kg	72 UJ	67 UJ	89 UJ	64 UJ	**180 J**
8270D	Benzo[a]anthracene	ug/Kg	34 U	**250 J**	41 U	**570**	**2200**
8270D	Benzo[a]pyrene	ug/Kg	65 U	**230 J**	80 U	**540**	**1800**
8270D	Benzo[b]fluoranthene	ug/Kg	47 U	**380**	58 U	**780**	**2900**
8270D	Benzo[g,h,i]perylene	ug/Kg	27 U	**190 J**	34 U	**330 J**	**1100**
8270D	Benzo[k]fluoranthene	ug/Kg	81 U	**110 J**	99 U	**330 J**	**1000**
8270D	Bis(2-chloroethoxy)methane	ug/Kg	49 U	45 U	60 U	43 U	63 U
8270D	Bis(2-chloroethyl)ether	ug/Kg	56 U	52 U	69 U	50 U	73 U
8270D	Bis(2-ethylhexyl) phthalate	ug/Kg	36 U	**110 J**	44 U	32 U	47 U
8270D	Butyl benzyl phthalate	ug/Kg	32 U	30 U	40 U	29 U	42 U
8270D	Caprolactam	ug/Kg	82 U	76 U	100 U	73 U	110 U
8270D	Carbazole	ug/Kg	37 U	35 U	46 U	**100 J**	**550**
8270D	Chrysene	ug/Kg	26 U	**280 J**	32 U	**610**	**2200**
8270D	Dibenz(a,h)anthracene	ug/Kg	49 U	45 U	60 U	**100 J**	**360 J**
8270D	Dibenzofuran	ug/Kg	41 U	38 U	50 U	**160 J**	**920**

Table 3
Harbor Park Site, Norfolk, VA
Semivolatile Organic Compound Soil Sample Results

		Field Sample ID:	SB-03(9-10)	SB-04(0-1)	SB-04(9-10)	SB-04(0-2)	SB-05(8-9)
		CLP Sample ID:	C0AB1	C0AB2	C0AB3	C0AB4	C0AB5
		Laboratory Sample ID:	680-122281-6	680-122281-7	680-122281-8	680-122281-9	680-122281-10
		Date Collected:	2/23/2016	2/23/2016	2/23/2016	2/23/2016	2/23/2016
		Sample Type:	Field Sample	Field Sample	Field Sample	Field Sample	Field Sample
Method	Analtye	Units	Qualified Result	Qualified Result	Qualified Result	Qualified Result	Qualified Result
8270D	Diethyl phthalate	ug/Kg	46 U	43 U	57 U	41 U	60 U
8270D	Dimethyl phthalate	ug/Kg	42 U	39 U	52 U	38 U	55 U
8270D	Di-n-butyl phthalate	ug/Kg	37 U	35 U	46 U	33 U	49 U
8270D	Di-n-octyl phthalate	ug/Kg	36 U	33 U	44 U	32 U	47 U
8270D	Fluoranthene	ug/Kg	40 U	**500**	49 U	**1900**	**5900**
8270D	Fluorene	ug/Kg	45 U	41 U	55 U	**170 J**	**910**
8270D	Hexachlorobenzene	ug/Kg	49 U	45 U	60 U	43 U	63 U
8270D	Hexachlorobutadiene	ug/Kg	45 U	41 U	55 U	40 U	58 U
8270D	Hexachlorocyclopentadiene	ug/Kg	51 U	47 U	63 U	45 U	66 U
8270D	Hexachloroethane	ug/Kg	35 U	32 U	43 U	31 U	45 U
8270D	Indeno[1,2,3-cd]pyrene	ug/Kg	35 U	**180 J**	43 U	**270 J**	**1000**
8270D	Isophorone	ug/Kg	41 U	38 U	50 U	36 U	53 U
8270D	Naphthalene	ug/Kg	37 U	**36 J**	46 U	**230 J**	**1200**
8270D	Nitrobenzene	ug/Kg	32 U	30 U	40 U	29 U	42 U
8270D	N-Nitrosodi-n-propylamine	ug/Kg	40 U	37 U	49 U	35 U	52 U
8270D	N-Nitrosodiphenylamine	ug/Kg	41 U	38 U	50 U	36 U	53 U
8270D	Pentachlorophenol	ug/Kg	410 U	R	500 U	360 U	530 U
8270D	Phenanthrene	ug/Kg	34 U	**220 J**	41 U	**1400**	**5700**
8270D	Phenol	ug/Kg	42 U	R	52 U	38 U	**72 J**
8270D	Pyrene	ug/Kg	34 U	**350 J**	41 U	**1700**	**4500**

Detected results are presented in bold text.
ug/kg = micrograms per kilogram

Non-detected results are reported to the method detection llimit (MDL).
U = Not detected at the reported concentration.
J = The reported concentration is estimated.
UJ = The reported detection limit is estimated.
R = The reported result is rejected.

Table 3
Harbor Park Site, Norfolk, VA
Semivolatile Organic Compound Soil Sample Results

		Field Sample ID:	SB-06(0-2)	SB-06(0-2)-01	SB-06(8-9)	SB-07(0-1)	SB-07(8-9)
		CLP Sample ID:	C0AB6	C0AC2	C0AB7	C0AB8	C0AB9
		Laboratory Sample ID:	680-122281-21	680-122281-27	680-122281-22	680-122281-23	680-122281-24
		Date Collected:	2/23/2016	2/23/2016	2/23/2016	2/23/2016	2/23/2016
		Sample Type:	Field Sample	Field Duplicate of C0AB6	Field Sample	Field Sample	Field Sample
Method	Analtye	Units	Qualified Result	Qualified Result	Qualified Result	Qualified Result	Qualified Result
8270D	1,1'-Biphenyl	ug/Kg	2000 U	2000 U	2200 U	2000 U	2100 U
8270D	1,2,4,5-Tetrachlorobenzene	ug/Kg	36 U	36 U	39 U	36 U	38 U
8270D	1,4-Dioxane	ug/Kg	140 U	140 U	150 U	140 U	150 U
8270D	2,2'-Oxybis(1-chloropropane)	ug/Kg	35 U	35 U	38 U	35 U	36 U
8270D	2,3,4,6-Tetrachlorophenol	ug/Kg	25 U	R	28 UJ	25 U	27 U
8270D	2,4,5-Trichlorophenol	ug/Kg	40 U	R	44 UJ	40 U	42 U
8270D	2,4,6-Trichlorophenol	ug/Kg	33 U	R	37 UJ	33 U	35 U
8270D	2,4-Dichlorophenol	ug/Kg	40 U	R	44 UJ	40 U	42 U
8270D	2,4-Dimethylphenol	ug/Kg	51 U	R	56 UJ	51 U	53 U
8270D	2,4-Dinitrophenol	ug/Kg	960 U	R	1100 UJ	960 U	1000 U
8270D	2,4-Dinitrotoluene	ug/Kg	56 U	57 U	62 U	56 U	59 U
8270D	2,6-Dinitrotoluene	ug/Kg	48 U	49 U	53 U	48 U	51 U
8270D	2-Chloronaphthalene	ug/Kg	40 U	41 U	44 U	40 U	42 U
8270D	2-Chlorophenol	ug/Kg	46 U	R	51 UJ	46 U	48 U
8270D	2-Methylnaphthalene	ug/Kg	**53 J**	**55 J**	**160 J**	44 U	46 U
8270D	2-Methylphenol	ug/Kg	31 U	R	34 UJ	31 U	33 U
8270D	2-Nitroaniline	ug/Kg	52 U	52 U	57 U	52 U	54 U
8270D	2-Nitrophenol	ug/Kg	47 U	R	52 UJ	47 U	50 U
8270D	3 & 4 Methylphenol	ug/Kg	49 U	R	55 UJ	50 U	52 U
8270D	3,3'-Dichlorobenzidine	ug/Kg	32 U	33 U	36 U	32 U	34 U
8270D	3-Nitroaniline	ug/Kg	53 U	53 U	58 U	53 U	56 U
8270D	4,6-Dinitro-2-methylphenol	ug/Kg	200 U	R	220 UJ	200 U	210 U
8270D	4-Bromophenyl phenyl ether	ug/Kg	41 U	42 U	46 U	42 U	44 U
8270D	4-Chloro-3-methylphenol	ug/Kg	40 U	R	44 UJ	40 U	42 U
8270D	4-Chloroaniline	ug/Kg	60 U	60 U	66 U	60 U	63 U
8270D	4-Chlorophenyl phenyl ether	ug/Kg	51 U	51 U	56 U	51 U	53 U
8270D	4-Nitroaniline	ug/Kg	56 U	57 U	62 U	56 U	59 U
8270D	4-Nitrophenol	ug/Kg	380 U	R	420 UJ	380 U	400 U
8270D	Acenaphthene	ug/Kg	47 U	48 U	52 U	47 U	50 U
8270D	Acenaphthylene	ug/Kg	41 U	42 U	46 U	42 U	44 U
8270D	Acetophenone	ug/Kg	32 U	33 U	36 U	32 U	34 U
8270D	Anthracene	ug/Kg	29 U	**52 J**	**34 J**	**94 J**	30 U
8270D	Atrazine	ug/Kg	26 U	27 U	29 U	27 U	28 U
8270D	Benzaldehyde	ug/Kg	67 UJ	67 UJ	**150 J**	67 UJ	70 UJ
8270D	Benzo[a]anthracene	ug/Kg	**92 J**	**91 J**	**91 J**	**260 J**	33 U
8270D	Benzo[a]pyrene	ug/Kg	**83 J**	**64 J**	66 U	**240 J**	63 U
8270D	Benzo[b]fluoranthene	ug/Kg	**150 J**	**160 J**	**180 J**	**400**	46 U
8270D	Benzo[g,h,i]perylene	ug/Kg	**79 J**	**39 J**	**70 J**	**170 J**	27 U
8270D	Benzo[k]fluoranthene	ug/Kg	75 U	76 U	83 U	**150 J**	79 U
8270D	Bis(2-chloroethoxy)methane	ug/Kg	45 U	45 U	50 U	45 U	47 U
8270D	Bis(2-chloroethyl)ether	ug/Kg	52 U	52 U	57 U	52 U	54 U
8270D	Bis(2-ethylhexyl) phthalate	ug/Kg	33 U	34 U	37 U	**41 J**	35 U
8270D	Butyl benzyl phthalate	ug/Kg	30 U	30 U	33 U	30 U	31 U
8270D	Caprolactam	ug/Kg	**640**	77 U	**280 J**	76 U	80 U
8270D	Carbazole	ug/Kg	35 U	35 U	38 U	**37 J**	36 U
8270D	Chrysene	ug/Kg	**100 J**	**110 J**	**390 J**	**290 J**	25 U
8270D	Dibenz(a,h)anthracene	ug/Kg	45 U	45 U	50 U	**56 J**	47 U
8270D	Dibenzofuran	ug/Kg	38 U	38 U	**64 J**	38 U	40 U

Table 3
Harbor Park Site, Norfolk, VA
Semivolatile Organic Compound Soil Sample Results

		Field Sample ID:	SB-06(0-2)	SB-06(0-2)-01	SB-06(8-9)	SB-07(0-1)	SB-07(8-9)
		CLP Sample ID:	C0AB6	C0AC2	C0AB7	C0AB8	C0AB9
		Laboratory Sample ID:	680-122281-21	680-122281-27	680-122281-22	680-122281-23	680-122281-24
		Date Collected:	2/23/2016	2/23/2016	2/23/2016	2/23/2016	2/23/2016
		Sample Type:	Field Sample	Field Duplicate of C0AB6	Field Sample	Field Sample	Field Sample
Method	Analtye	Units	Qualified Result	Qualified Result	Qualified Result	Qualified Result	Qualified Result
8270D	Diethyl phthalate	ug/Kg	43 U	43 U	47 U	43 U	45 U
8270D	Dimethyl phthalate	ug/Kg	39 U	40 U	43 U	39 U	41 U
8270D	Di-n-butyl phthalate	ug/Kg	35 U	35 U	38 U	35 U	36 U
8270D	Di-n-octyl phthalate	ug/Kg	33 U	34 U	37 U	33 U	35 U
8270D	Fluoranthene	ug/Kg	**190 J**	**200 J**	**140 J**	**490**	39 U
8270D	Fluorene	ug/Kg	41 U	42 U	**84 J**	42 U	44 U
8270D	Hexachlorobenzene	ug/Kg	45 U	45 U	50 U	45 U	47 U
8270D	Hexachlorobutadiene	ug/Kg	41 U	42 U	46 U	42 U	44 U
8270D	Hexachlorocyclopentadiene	ug/Kg	47 U	48 U	52 U	47 U	50 U
8270D	Hexachloroethane	ug/Kg	32 U	33 U	36 U	32 U	34 U
8270D	Indeno[1,2,3-cd]pyrene	ug/Kg	**70 J**	**53 J**	**40 J**	**140 J**	34 U
8270D	Isophorone	ug/Kg	38 U	38 U	42 U	38 U	40 U
8270D	Naphthalene	ug/Kg	35 U	35 U	**180 J**	35 U	36 U
8270D	Nitrobenzene	ug/Kg	30 U	30 U	33 U	30 U	31 U
8270D	N-Nitrosodi-n-propylamine	ug/Kg	37 U	37 U	41 U	37 U	39 U
8270D	N-Nitrosodiphenylamine	ug/Kg	38 U	38 U	42 U	38 U	40 U
8270D	Pentachlorophenol	ug/Kg	380 U	R	420 UJ	380 U	400 U
8270D	Phenanthrene	ug/Kg	**140 J**	**210 J**	**540**	**300 J**	33 U
8270D	Phenol	ug/Kg	39 U	R	43 UJ	39 U	41 U
8270D	Pyrene	ug/Kg	**140 J**	**190 J**	**150 J**	**440**	33 U

Detected results are presented in bold text.
ug/kg = micrograms per kilogram

Non-detected results are reported to the method detection llimit (MDL).
U = Not detected at the reported concentration.
J = The reported concentration is estimated.
UJ = The reported detection limit is estimated.
R = The reported result is rejected.

Table 3
Harbor Park Site, Norfolk, VA
Semivolatile Organic Compound Soil Sample Results

		Field Sample ID:	SB-08(0-1)	SB-08(9-10)	SB-09(0-2)	SB-09(6-7)	SB-10-(0-1)
		CLP Sample ID:	C0AC0	C0AC1	C0AD1	C0AD2	C0AC4
		Laboratory Sample ID:	680-122281-25	680-122281-26	680-122281-28	680-122281-29	680-122281-77
		Date Collected:	2/23/2016	2/23/2016	2/23/2016	2/23/2016	2/23/2016
		Sample Type:	Field Sample	Field Sample	Field Sample	Field Sample	Field Sample
Method	Analtye	Units	Qualified Result	Qualified Result	Qualified Result	Qualified Result	Qualified Result
8270D	1,1'-Biphenyl	ug/Kg	1800 U	2200 U	1900 U	2000 U	20000 U
8270D	1,2,4,5-Tetrachlorobenzene	ug/Kg	33 U	40 U	34 U	37 U	360 U
8270D	1,4-Dioxane	ug/Kg	130 U	150 U	130 U	140 U	1400 U
8270D	2,2'-Oxybis(1-chloropropane)	ug/Kg	32 U	38 U	33 U	36 U	350 U
8270D	2,3,4,6-Tetrachlorophenol	ug/Kg	24 U	28 U	24 U	27 U	260 U
8270D	2,4,5-Trichlorophenol	ug/Kg	37 U	45 U	39 U	42 U	410 U
8270D	2,4,6-Trichlorophenol	ug/Kg	31 U	37 U	32 U	35 U	340 U
8270D	2,4-Dichlorophenol	ug/Kg	37 U	45 U	39 U	42 U	410 U
8270D	2,4-Dimethylphenol	ug/Kg	47 U	56 U	49 U	53 U	510 U
8270D	2,4-Dinitrophenol	ug/Kg	890 U	1100 U	920 U	1000 U	9700 U
8270D	2,4-Dinitrotoluene	ug/Kg	52 U	63 U	54 U	59 U	570 U
8270D	2,6-Dinitrotoluene	ug/Kg	45 U	54 U	47 U	51 U	490 U
8270D	2-Chloronaphthalene	ug/Kg	37 U	45 U	39 U	42 U	410 U
8270D	2-Chlorophenol	ug/Kg	43 U	51 U	44 U	48 U	470 U
8270D	2-Methylnaphthalene	ug/Kg	41 U	49 U	42 U	**83 J**	440 U
8270D	2-Methylphenol	ug/Kg	29 U	34 U	30 U	33 U	320 U
8270D	2-Nitroaniline	ug/Kg	48 U	57 U	50 U	54 U	530 U
8270D	2-Nitrophenol	ug/Kg	44 U	52 U	46 U	49 U	480 U
8270D	3 & 4 Methylphenol	ug/Kg	46 U	55 U	48 U	52 U	500 U
8270D	3,3'-Dichlorobenzidine	ug/Kg	30 U	36 U	31 U	34 U	330 U
8270D	3-Nitroaniline	ug/Kg	49 U	59 U	51 U	55 U	540 U
8270D	4,6-Dinitro-2-methylphenol	ug/Kg	180 U	220 U	190 U	200 U	2000 U
8270D	4-Bromophenyl phenyl ether	ug/Kg	39 U	46 U	40 U	43 U	420 U
8270D	4-Chloro-3-methylphenol	ug/Kg	37 U	45 U	39 U	42 U	410 U
8270D	4-Chloroaniline	ug/Kg	56 U	66 U	58 U	63 U	610 U
8270D	4-Chlorophenyl phenyl ether	ug/Kg	47 U	56 U	49 U	53 U	510 U
8270D	4-Nitroaniline	ug/Kg	52 U	63 U	54 U	59 U	570 U
8270D	4-Nitrophenol	ug/Kg	350 U	420 U	370 U	400 U	3900 U
8270D	Acenaphthene	ug/Kg	44 U	52 U	46 U	**160 J**	480 U
8270D	Acenaphthylene	ug/Kg	**48 J**	46 U	40 U	43 U	420 U
8270D	Acetophenone	ug/Kg	30 U	36 U	31 U	34 U	330 U
8270D	Anthracene	ug/Kg	**54 J**	32 U	**51 J**	**310 J**	290 U
8270D	Atrazine	ug/Kg	25 U	29 U	26 U	28 U	270 U
8270D	Benzaldehyde	ug/Kg	62 UJ	74 UJ	64 UJ	70 UJ	680 U
8270D	Benzo[a]anthracene	ug/Kg	**220 J**	**51 J**	**170 J**	**890**	320 U
8270D	Benzo[a]pyrene	ug/Kg	**250 J**	66 U	**170 J**	**1100**	610 U
8270D	Benzo[b]fluoranthene	ug/Kg	**370**	**120 J**	**260 J**	**1300**	440 U
8270D	Benzo[g,h,i]perylene	ug/Kg	**190 J**	**45 J**	**150 J**	**76 J**	**650 J**
8270D	Benzo[k]fluoranthene	ug/Kg	**170 J**	83 U	**110 J**	78 U	760 U
8270D	Bis(2-chloroethoxy)methane	ug/Kg	42 U	50 U	43 U	47 U	460 U
8270D	Bis(2-chloroethyl)ether	ug/Kg	48 U	57 U	50 U	54 U	530 U
8270D	Bis(2-ethylhexyl) phthalate	ug/Kg	31 U	37 U	32 U	35 U	340 U
8270D	Butyl benzyl phthalate	ug/Kg	28 U	33 U	29 U	31 U	300 U
8270D	Caprolactam	ug/Kg	71 U	84 U	73 U	80 U	770 U
8270D	Carbazole	ug/Kg	32 U	38 U	33 U	**140 J**	350 U
8270D	Chrysene	ug/Kg	**240 J**	**82 J**	**200 J**	**710**	250 U
8270D	Dibenz(a,h)anthracene	ug/Kg	**53 J**	50 U	43 U	47 U	460 U
8270D	Dibenzofuran	ug/Kg	35 U	42 U	37 U	**120 J**	390 U

Table 3
Harbor Park Site, Norfolk, VA
Semivolatile Organic Compound Soil Sample Results

		Field Sample ID:	SB-08(0-1)	SB-08(9-10)	SB-09(0-2)	SB-09(6-7)	SB-10-(0-1)
		CLP Sample ID:	C0AC0	C0AC1	C0AD1	C0AD2	C0AC4
		Laboratory Sample ID:	680-122281-25	680-122281-26	680-122281-28	680-122281-29	680-122281-77
		Date Collected:	2/23/2016	2/23/2016	2/23/2016	2/23/2016	2/23/2016
		Sample Type:	Field Sample	Field Sample	Field Sample	Field Sample	Field Sample
Method	Analtye	Units	Qualified Result	Qualified Result	Qualified Result	Qualified Result	Qualified Result
8270D	Diethyl phthalate	ug/Kg	40 U	47 U	41 U	45 U	430 U
8270D	Dimethyl phthalate	ug/Kg	36 U	43 U	38 U	41 U	400 U
8270D	Di-n-butyl phthalate	ug/Kg	32 U	38 U	33 U	36 U	350 U
8270D	Di-n-octyl phthalate	ug/Kg	31 U	37 U	32 U	35 U	340 U
8270D	Fluoranthene	ug/Kg	**310 J**	**80 J**	**420**	**1700**	370 U
8270D	Fluorene	ug/Kg	39 U	46 U	40 U	**160 J**	420 U
8270D	Hexachlorobenzene	ug/Kg	42 U	50 U	43 U	47 U	460 U
8270D	Hexachlorobutadiene	ug/Kg	39 U	46 U	40 U	43 U	420 U
8270D	Hexachlorocyclopentadiene	ug/Kg	44 U	52 U	46 U	49 U	480 U
8270D	Hexachloroethane	ug/Kg	30 U	36 U	31 U	34 U	330 U
8270D	Indeno[1,2,3-cd]pyrene	ug/Kg	**160 J**	**37 J**	**140 J**	**37 J**	**490 J**
8270D	Isophorone	ug/Kg	35 U	42 U	37 U	40 U	390 U
8270D	Naphthalene	ug/Kg	32 U	**42 J**	**41 J**	**140 J**	350 U
8270D	Nitrobenzene	ug/Kg	28 U	33 U	29 U	31 U	300 U
8270D	N-Nitrosodi-n-propylamine	ug/Kg	34 U	41 U	36 U	39 U	370 U
8270D	N-Nitrosodiphenylamine	ug/Kg	35 U	42 U	37 U	40 U	390 U
8270D	Pentachlorophenol	ug/Kg	350 U	420 U	370 U	400 U	3900 U
8270D	Phenanthrene	ug/Kg	**140 J**	**92 J**	30 U	**1200**	320 U
8270D	Phenol	ug/Kg	36 U	43 U	38 U	41 U	400 U
8270D	Pyrene	ug/Kg	**330 J**	**86 J**	**290 J**	**1400**	320 U

Detected results are presented in bold text.
ug/kg = micrograms per kilogram

Non-detected results are reported to the method detection llimit (MDL).
U = Not detected at the reported concentration.
J = The reported concentration is estimated.
UJ = The reported detection limit is estimated.
R = The reported result is rejected.

Table 3
Harbor Park Site, Norfolk, VA
Semivolatile Organic Compound Soil Sample Results

		Field Sample ID:	SB-10-(6-7)	SB-11(0-1)	SB-11(10-12)		
		CLP Sample ID:	C0AC5	C0AC6	C0AC7		
		Laboratory Sample ID:	680-122281-78	680-122281-79	680-122281-80		
		Date Collected:	2/23/2016	2/23/2016	2/23/2016		
		Sample Type:	Field Sample	Field Sample	Field Sample		
Method	Analtye	Units	Qualified Result	Qualified Result	Qualified Result		
8270D	1,1'-Biphenyl	ug/Kg	2000 U	2000 U	2000 U		
8270D	1,2,4,5-Tetrachlorobenzene	ug/Kg	36 U	36 U	37 U		
8270D	1,4-Dioxane	ug/Kg	140 U	140 U	140 U		
8270D	2,2'-Oxybis(1-chloropropane)	ug/Kg	35 U	34 U	36 U		
8270D	2,3,4,6-Tetrachlorophenol	ug/Kg	26 U	25 U	26 U		
8270D	2,4,5-Trichlorophenol	ug/Kg	41 U	40 U	42 U		
8270D	2,4,6-Trichlorophenol	ug/Kg	34 U	33 U	35 U		
8270D	2,4-Dichlorophenol	ug/Kg	41 U	40 U	42 U		
8270D	2,4-Dimethylphenol	ug/Kg	51 U	51 U	53 U		
8270D	2,4-Dinitrophenol	ug/Kg	970 U	950 U	990 U		
8270D	2,4-Dinitrotoluene	ug/Kg	57 U	56 U	59 U		
8270D	2,6-Dinitrotoluene	ug/Kg	49 U	48 U	50 U		
8270D	2-Chloronaphthalene	ug/Kg	41 U	40 U	42 U		
8270D	2-Chlorophenol	ug/Kg	47 U	46 U	48 U		
8270D	2-Methylnaphthalene	ug/Kg	**340 J**	**59 J**	46 U		
8270D	2-Methylphenol	ug/Kg	32 U	31 U	32 U		
8270D	2-Nitroaniline	ug/Kg	53 U	52 U	54 U		
8270D	2-Nitrophenol	ug/Kg	48 U	47 U	49 U		
8270D	3 & 4 Methylphenol	ug/Kg	50 U	49 U	52 U		
8270D	3,3'-Dichlorobenzidine	ug/Kg	33 U	32 U	34 U		
8270D	3-Nitroaniline	ug/Kg	54 U	53 U	55 U		
8270D	4,6-Dinitro-2-methylphenol	ug/Kg	200 U	200 U	200 U		
8270D	4-Bromophenyl phenyl ether	ug/Kg	42 U	41 U	43 U		
8270D	4-Chloro-3-methylphenol	ug/Kg	41 U	40 U	42 U		
8270D	4-Chloroaniline	ug/Kg	61 U	60 U	62 U		
8270D	4-Chlorophenyl phenyl ether	ug/Kg	51 U	51 U	53 U		
8270D	4-Nitroaniline	ug/Kg	57 U	56 U	59 U		
8270D	4-Nitrophenol	ug/Kg	390 U	380 U	400 U		
8270D	Acenaphthene	ug/Kg	48 U	**220 J**	49 U		
8270D	Acenaphthylene	ug/Kg	**58 J**	**92 J**	43 U		
8270D	Acetophenone	ug/Kg	33 U	32 U	34 U		
8270D	Anthracene	ug/Kg	**62 J**	**720**	30 U		
8270D	Atrazine	ug/Kg	27 U	26 U	28 U		
8270D	Benzaldehyde	ug/Kg	68 U	67 U	70 U		
8270D	Benzo[a]anthracene	ug/Kg	**240 J**	**2500**	32 U		
8270D	Benzo[a]pyrene	ug/Kg	**230 J**	**2300**	62 U		
8270D	Benzo[b]fluoranthene	ug/Kg	**410**	**3300**	46 U		
8270D	Benzo[g,h,i]perylene	ug/Kg	**210 J**	**1600**	26 U		
8270D	Benzo[k]fluoranthene	ug/Kg	**120 J**	**1600**	78 U		
8270D	Bis(2-chloroethoxy)methane	ug/Kg	46 U	45 U	47 U		
8270D	Bis(2-chloroethyl)ether	ug/Kg	53 U	52 U	54 U		
8270D	Bis(2-ethylhexyl) phthalate	ug/Kg	34 U	**270 J**	35 U		
8270D	Butyl benzyl phthalate	ug/Kg	30 U	30 U	31 U		
8270D	Caprolactam	ug/Kg	77 U	76 U	79 U		
8270D	Carbazole	ug/Kg	**41 J**	**440**	36 U		
8270D	Chrysene	ug/Kg	**350 J**	**2600**	25 U		
8270D	Dibenz(a,h)anthracene	ug/Kg	**49 J**	**380**	47 U		
8270D	Dibenzofuran	ug/Kg	**110 J**	**170 J**	40 U		

Table 3
Harbor Park Site, Norfolk, VA
Semivolatile Organic Compound Soil Sample Results

		Field Sample ID:	SB-10-(6-7)	SB-11(0-1)	SB-11(10-12)		
		CLP Sample ID:	C0AC5	C0AC6	C0AC7		
		Laboratory Sample ID:	680-122281-78	680-122281-79	680-122281-80		
		Date Collected:	2/23/2016	2/23/2016	2/23/2016		
		Sample Type:	Field Sample	Field Sample	Field Sample		
Method	Analtye	Units	Qualified Result	Qualified Result	Qualified Result		
8270D	Diethyl phthalate	ug/Kg	43 U	43 U	44 U		
8270D	Dimethyl phthalate	ug/Kg	40 U	39 U	41 U		
8270D	Di-n-butyl phthalate	ug/Kg	35 U	34 U	36 U		
8270D	Di-n-octyl phthalate	ug/Kg	34 U	33 U	35 U		
8270D	Fluoranthene	ug/Kg	**460**	**6100**	38 U		
8270D	Fluorene	ug/Kg	42 U	**230 J**	43 U		
8270D	Hexachlorobenzene	ug/Kg	46 U	45 U	47 U		
8270D	Hexachlorobutadiene	ug/Kg	42 U	41 U	43 U		
8270D	Hexachlorocyclopentadiene	ug/Kg	48 U	47 U	49 U		
8270D	Hexachloroethane	ug/Kg	33 U	32 U	34 U		
8270D	Indeno[1,2,3-cd]pyrene	ug/Kg	**170 J**	**1600**	34 U		
8270D	Isophorone	ug/Kg	39 U	38 U	40 U		
8270D	Naphthalene	ug/Kg	**460**	**98 J**	36 U		
8270D	Nitrobenzene	ug/Kg	30 U	30 U	31 U		
8270D	N-Nitrosodi-n-propylamine	ug/Kg	37 U	37 U	38 U		
8270D	N-Nitrosodiphenylamine	ug/Kg	39 U	38 U	40 U		
8270D	Pentachlorophenol	ug/Kg	390 U	380 U	400 U		
8270D	Phenanthrene	ug/Kg	**530**	**3100**	32 U		
8270D	Phenol	ug/Kg	40 U	39 U	41 U		
8270D	Pyrene	ug/Kg	**420**	**4300**	32 U		

Detected results are presented in bold text.
ug/kg = micrograms per kilogram

Non-detected results are reported to the method detection llimit (MDL).
U = Not detected at the reported concentration.
J = The reported concentration is estimated.
UJ = The reported detection limit is estimated.
R = The reported result is rejected.

Table 4
Harbor Park Site, Norfolk, VA
Metals Soil Sample Results

		Field Sample ID:	SB-01(0-1)	SB-01(9-10)	SB-02(0-1)	SB-02(9-10)	SB-03(0-1)
		CLP Sample ID:	MC0AA6	MC0AA7	MC0AA8	MC0AA9	MC0AB0
		Laboratory Sample ID:	680-122281-11	680-122281-12	680-122281-13	680-122281-14	680-122281-15
		Date Collected:	2/23/2016	2/23/2016	2/23/2016	2/23/2016	2/23/2016
		Sample Type:	Field Sample	Field Sample	Field Sample	Field Sample	Field Sample
Method	Analtye	Units	Qualified Result	Qualified Result	Qualified Result	Qualified Result	Qualified Result
6010C	Aluminum	mg/Kg	**3900**	**3100**	**3300**	**5400**	**1300**
6010C	Antimony	mg/Kg	**2.1 J**	0.84 UJ	0.80 UJ	0.89 UJ	0.81 UJ
6010C	Arsenic	mg/Kg	**10 J**	**2.8 J**	**5.5 J**	**3.7 J**	**2.9 J**
6010C	Barium	mg/Kg	**90**	**9.5**	**65**	**13**	**45**
6010C	Beryllium	mg/Kg	**0.45**	**0.10 J**	**0.43**	**0.19 J**	**0.21 J**
6010C	Cadmium	mg/Kg	0.10 U	0.10 U	0.098 U	0.11 U	0.099 U
6010C	Calcium	mg/Kg	**3300**	**200**	**3400**	**650**	**800**
6010C	Chromium	mg/Kg	**15 J**	**5.5 J**	**8.8 J**	**10 J**	**9.5 J**
6010C	Cobalt	mg/Kg	**4.0**	**0.55 J**	**4.0**	**1.7**	**1.7**
6010C	Copper	mg/Kg	**110**	**2.2 J**	**46**	**2.4 J**	**35**
6010C	Iron	mg/Kg	**19000 J**	**4200 J**	**14000 J**	**5600 J**	**9300 J**
6010C	Lead	mg/Kg	**150**	**2.3**	**120**	**4.5**	**60**
6010C	Magnesium	mg/Kg	**730**	**330**	**2200**	**610**	**450**
6010C	Manganese	mg/Kg	**160 J**	**13 J**	**200 J**	**27 J**	**140 J**
6010C	Nickel	mg/Kg	**11**	**1.6 J**	**8.3**	**3.0 J**	**5.5**
6010C	Potassium	mg/Kg	**340**	**290**	**900**	**590**	**240**
6010C	Selenium	mg/Kg	0.97 U	0.99 U	0.95 U	1.1 U	0.96 U
6010C	Silver	mg/Kg	**0.18 J**	0.061 U	0.059 U	0.065 U	0.060 U
6010C	Sodium	mg/Kg	48 U	49 U	47 U	**79 J**	48 U
6010C	Thallium	mg/Kg	0.60 UJ	0.61 UJ	0.59 UJ	0.65 UJ	0.60 UJ
6010C	Vanadium	mg/Kg	**13**	**8.0**	**14**	**13**	**8.4**
6010C	Zinc	mg/Kg	**150 J**	**5.0 J**	**58 J**	**12 J**	**76 J**
7471B	Mercury	mg/Kg	**0.13**	0.0081 U	**0.049**	0.0086 U	**0.034**

Detected results are presented in bold text.
mg/kg = milligrams per kilogram

Non-detected results are reported to the method detection llimit (MDL).
U = Not detected at the reported concentration.
J = The reported concentration is estimated.
UJ = The reported detection limit is estimated.
R = The reported result is rejected.

Table 4
Harbor Park Site, Norfolk, VA
Metals Soil Sample Results

		Field Sample ID:	SB-03(9-10)	SB-04(0-1)	SB-04(9-10)	SB-04(0-2)	SB-05(8-9)
		CLP Sample ID:	MC0AB1	MC0AB2	MC0AB3	MC0AB4	MC0AB5
		Laboratory Sample ID:	680-122281-16	680-122281-17	680-122281-18	680-122281-19	680-122281-20
		Date Collected:	2/23/2016	2/23/2016	2/23/2016	2/23/2016	2/23/2016
		Sample Type:	Field Sample	Field Sample	Field Sample	Field Sample	Field Sample
Method	Analtye	Units	Qualified Result	Qualified Result	Qualified Result	Qualified Result	Qualified Result
6010C	Aluminum	mg/Kg	**7200**	**7100**	**19000**	**6700**	**9000**
6010C	Antimony	mg/Kg	0.86 UJ	0.82 UJ	1.1 UJ	0.77 UJ	1.2 UJ
6010C	Arsenic	mg/Kg	**16 J**	**9.0 J**	**9.7 J**	**7.6 J**	**9.8 J**
6010C	Barium	mg/Kg	**19**	**85**	**33**	**72**	**86**
6010C	Beryllium	mg/Kg	**0.28 J**	**0.58**	**0.99**	**0.50**	**0.46 J**
6010C	Cadmium	mg/Kg	0.11 U	**1.6**	0.14 U	0.094 U	0.14 U
6010C	Calcium	mg/Kg	**13000**	**45000**	**1900**	**15000**	**19000**
6010C	Chromium	mg/Kg	**13 J**	**15 J**	**35 J**	**13 J**	**19 J**
6010C	Cobalt	mg/Kg	**2.4**	**3.5**	**11**	**3.5**	**4.7**
6010C	Copper	mg/Kg	**5.9**	**25**	**10**	**42**	**28**
6010C	Iron	mg/Kg	**17000 J**	**7600 J**	**33000 J**	**10000 J**	**31000 J**
6010C	Lead	mg/Kg	**8.5**	**35**	**13**	**39**	**340**
6010C	Magnesium	mg/Kg	**1700**	**2200**	**5000**	**2300**	**2000**
6010C	Manganese	mg/Kg	**94 J**	**110 J**	**320 J**	**140 J**	**250 J**
6010C	Nickel	mg/Kg	**5.3**	**9.4**	**21**	**8.0**	**10**
6010C	Potassium	mg/Kg	**1400**	**2200**	**3800**	**2000**	**2100**
6010C	Selenium	mg/Kg	1.0 U	**1.7 J**	1.3 U	**1.1 J**	**1.7 J**
6010C	Silver	mg/Kg	0.063 U	**5.6**	**0.13 J**	**0.095 J**	**0.15 J**
6010C	Sodium	mg/Kg	**1900**	**140 J**	**3600**	**62 J**	**1400**
6010C	Thallium	mg/Kg	0.63 UJ	0.60 UJ	0.82 UJ	0.56 UJ	0.86 UJ
6010C	Vanadium	mg/Kg	**16**	**19**	**35**	**23**	**18**
6010C	Zinc	mg/Kg	**21 J**	**76 J**	**64 J**	**64 J**	**120 J**
7471B	Mercury	mg/Kg	**0.016 J**	**0.054**	**0.015 J**	**0.055**	**0.36 J**

Detected results are presented in bold text.
mg/kg = milligrams per kilogram

Non-detected results are reported to the method detection llimit (MDL).
U = Not detected at the reported concentration.
J = The reported concentration is estimated.
UJ = The reported detection limit is estimated.
R = The reported result is rejected.

Table 4
Harbor Park Site, Norfolk, VA
Metals Soil Sample Results

		Field Sample ID:	SB-06(0-2)	SB-06(0-2)-01	SB-06(8-9)	SB-07(0-1)	SB-07(8-9)
		CLP Sample ID:	MC0AB6	MC0AC2	MC0AB7	MC0AB8	MC0AB9
		Laboratory Sample ID:	680-122281-30	680-122281-36	680-122281-31	680-122281-32	680-122281-33
		Date Collected:	2/23/2016	2/23/2016	2/23/2016	2/23/2016	2/23/2016
		Sample Type:	Field Sample	Field Duplicate of MC0AB6	Field Sample	Field Sample	Field Sample
Method	Analtye	Units	Qualified Result	Qualified Result	Qualified Result	Qualified Result	Qualified Result
6010C	Aluminum	mg/Kg	**7000**	**6700**	**2900**	**5300**	**10000**
6010C	Antimony	mg/Kg	0.85 U	0.81 U	**3.6**	0.87 U	0.87 U
6010C	Arsenic	mg/Kg	**4.4**	**4.3**	**6.3**	**3.5**	**1.8 J**
6010C	Barium	mg/Kg	**44**	**48**	**120**	**33**	**23**
6010C	Beryllium	mg/Kg	**0.29 J**	**0.32 J**	**0.44 J**	**0.22 J**	**0.14 J**
6010C	Cadmium	mg/Kg	0.10 U	0.098 U	0.11 U	0.11 U	0.11 U
6010C	Calcium	mg/Kg	**29000**	**32000**	**5200**	**3100**	**580**
6010C	Chromium	mg/Kg	**16**	**17**	**23**	**11**	**11**
6010C	Cobalt	mg/Kg	**2.4**	**2.3**	**5.1**	**1.7**	**0.42 J**
6010C	Copper	mg/Kg	**16 J**	**28 J**	**74**	**19**	**1.9 J**
6010C	Iron	mg/Kg	**8100**	**8100**	**20000**	**5300**	**9700**
6010C	Lead	mg/Kg	**19**	**20**	**130**	**44**	**8.7**
6010C	Magnesium	mg/Kg	**1800**	**1800**	**810**	**860**	**700**
6010C	Manganese	mg/Kg	**120**	**120**	**160**	**83**	**11**
6010C	Nickel	mg/Kg	**5.6**	**6.2**	**11**	**4.5**	**1.6 J**
6010C	Potassium	mg/Kg	**1300**	**1200**	**360**	**480**	**740**
6010C	Selenium	mg/Kg	1.0 U	0.95 U	**1.7 J**	1.0 U	1.0 U
6010C	Silver	mg/Kg	**0.065 J**	0.059 U	**0.13 J**	0.064 U	0.064 U
6010C	Sodium	mg/Kg	**99 J**	**120 J**	**1000**	51 U	**1700**
6010C	Thallium	mg/Kg	0.62 U	0.59 U	0.68 U	0.64 U	0.64 U
6010C	Vanadium	mg/Kg	**16**	**15**	**9.7**	**9.5**	**22**
6010C	Zinc	mg/Kg	**60**	**66**	**53**	**62**	**5.6**
7471B	Mercury	mg/Kg	**0.022 J**	**0.019 J**	**0.051 J**	**0.044 J**	**0.0087 J**

Detected results are presented in bold text.
mg/kg = milligrams per kilogram

Non-detected results are reported to the method detection llimit (MDL).
U = Not detected at the reported concentration.
J = The reported concentration is estimated.
UJ = The reported detection limit is estimated.
R = The reported result is rejected.

Table 4
Harbor Park Site, Norfolk, VA
Metals Soil Sample Results

		Field Sample ID:	SB-08(0-1)	SB-08(9-10)	SB-09(0-2)	SB-09(6-7)	SB-10-(0-1)
		CLP Sample ID:	MC0AC0	MC0AC1	MC0AD1	MC0AD2	MC0AC4
		Laboratory Sample ID:	680-122281-34	680-122281-35	680-122281-37	680-122281-38	680-122281-86
		Date Collected:	2/23/2016	2/23/2016	2/23/2016	2/23/2016	2/23/2016
		Sample Type:	Field Sample	Field Sample	Field Sample	Field Sample	Field Sample
Method	Analtye	Units	Qualified Result	Qualified Result	Qualified Result	Qualified Result	Qualified Result
6010C	Aluminum	mg/Kg	**3700**	**3700**	**5700**	**5400**	**4900**
6010C	Antimony	mg/Kg	0.76 UJ	0.89 UJ	0.82 U	0.83 U	0.86 U
6010C	Arsenic	mg/Kg	**18 J**	**16 J**	**3.3**	**4.7**	**2.7**
6010C	Barium	mg/Kg	**34**	**24**	**38**	**45**	**35**
6010C	Beryllium	mg/Kg	**0.22 J**	**0.31 J**	**0.23 J**	**0.29 J**	**0.19 J**
6010C	Cadmium	mg/Kg	0.093 U	0.11 U	0.099 U	0.10 U	0.11 U
6010C	Calcium	mg/Kg	**9700**	**4300**	**7800 J**	**33000**	**7800**
6010C	Chromium	mg/Kg	**11 J**	**9.8 J**	**9.6**	**19**	**17**
6010C	Cobalt	mg/Kg	**3.5**	**4.8**	**1.6**	**1.9**	**1.4**
6010C	Copper	mg/Kg	**18**	**13**	**21**	**20**	**22**
6010C	Iron	mg/Kg	**12000 J**	**11000 J**	**6800**	**25000**	**4600**
6010C	Lead	mg/Kg	**21**	**24**	**41 J**	**37**	**31**
6010C	Magnesium	mg/Kg	**2400**	**2000**	**3000 J**	**2400**	**680**
6010C	Manganese	mg/Kg	**330 J**	**200 J**	**55**	**170**	**52**
6010C	Nickel	mg/Kg	**10**	**9.3**	**4.5**	**5.3**	**3.9 J**
6010C	Potassium	mg/Kg	**710**	**550**	**690 J**	**900**	**480**
6010C	Selenium	mg/Kg	0.90 U	1.1 U	0.96 U	0.99 U	1.0 U
6010C	Silver	mg/Kg	0.056 U	0.065 U	0.06 U	**0.12 J**	0.063 U
6010C	Sodium	mg/Kg	45 U	**580**	48 U	**300**	51 U
6010C	Thallium	mg/Kg	0.56 UJ	0.65 UJ	0.60 U	0.61 U	0.63 U
6010C	Vanadium	mg/Kg	**15**	**13**	**12**	**19**	**11**
6010C	Zinc	mg/Kg	**81 J**	**78 J**	**39**	**47**	**50**
7471B	Mercury	mg/Kg	**0.037 J**	**0.046 J**	**0.074 J**	**0.068 J**	**0.046**

Detected results are presented in bold text.
mg/kg = milligrams per kilogram

Non-detected results are reported to the method detection llimit (MDL).
U = Not detected at the reported concentration.
J = The reported concentration is estimated.
UJ = The reported detection limit is estimated.
R = The reported result is rejected.

Table 4
Harbor Park Site, Norfolk, VA
Metals Soil Sample Results

		Field Sample ID:	SB-10-(6-7)	SB-11(0-1)	SB-11(10-12)		
		CLP Sample ID:	MC0AC5	MC0AC6	MC0AC7		
		Laboratory Sample ID:	680-122281-87	680-122281-88	680-122281-89		
		Date Collected:	2/23/2016	2/23/2016	2/23/2016		
		Sample Type:	Field Sample	Field Sample	Field Sample		
Method	Analtye	Units	Qualified Result	Qualified Result	Qualified Result		
6010C	Aluminum	mg/Kg	**4300**	**5900**	**6400**		
6010C	Antimony	mg/Kg	**2.4**	0.81 U	0.84 U		
6010C	Arsenic	mg/Kg	**6.5**	**5.9**	**4.4**		
6010C	Barium	mg/Kg	**78**	**64**	**19**		
6010C	Beryllium	mg/Kg	**0.36 J**	**0.37 J**	**0.24 J**		
6010C	Cadmium	mg/Kg	0.10 U	0.099 U	0.10 U		
6010C	Calcium	mg/Kg	**5800**	**34000 J**	**12000** J		
6010C	Chromium	mg/Kg	**14**	**16**	**14**		
6010C	Cobalt	mg/Kg	**3.4**	**3.8**	**5.5**		
6010C	Copper	mg/Kg	**110**	**47**	**23**		
6010C	Iron	mg/Kg	**16000**	**13000**	**18000**		
6010C	Lead	mg/Kg	**180**	**72**	**39**		
6010C	Magnesium	mg/Kg	**1800**	**4700 J**	**5200 J**		
6010C	Manganese	mg/Kg	**100**	**190**	**310**		
6010C	Nickel	mg/Kg	**10**	**15**	**18**		
6010C	Potassium	mg/Kg	**470**	**1900 J**	**1100 J**		
6010C	Selenium	mg/Kg	1.0 U	0.96 U	1.0 U		
6010C	Silver	mg/Kg	**0.16 J**	**0.14 J**	0.062 U		
6010C	Sodium	mg/Kg	49 U	**1100**	**1100**		
6010C	Thallium	mg/Kg	0.62 U	0.60 U	0.62 U		
6010C	Vanadium	mg/Kg	**13**	**20**	**38**		
6010C	Zinc	mg/Kg	**80**	**110**	**30**		
7471B	Mercury	mg/Kg	**0.12**	**0.16**	**0.11**		

Detected results are presented in bold text.
mg/kg = milligrams per kilogram

Non-detected results are reported to the method detection llimit (MDL).
U = Not detected at the reported concentration.
J = The reported concentration is estimated.
UJ = The reported detection limit is estimated.
R = The reported result is rejected.

Table 5
Harbor Park Site, Norfolk, VA
Cyanide Soil Sample Results

		Field Sample ID:	SB-01(0-1)	SB-01(9-10)	SB-02(0-1)	SB-02(9-10)	SB-03(0-1)
		CLP Sample ID:	MC0AA6	MC0AA7	MC0AA8	MC0AA9	MC0AB0
		Laboratory Sample ID:	680-122281-11	680-122281-12	680-122281-13	680-122281-14	680-122281-15
		Date Collected:	2/23/2016	2/23/2016	2/23/2016	2/23/2016	2/23/2016
		Sample Type:	Field Sample	Field Sample	Field Sample	Field Sample	Field Sample
Method	Analyte	Units	Qualified Result	Qualified Result	Qualified Result	Qualified Result	Qualified Result
9012A	Cyanide, Total	mg/Kg	**0.47 J**	**0.15 J**	**0.17 J**	0.15 U	0.14 U

Detected results are presented in bold text.
mg/kg = milligrams per kilogram

Non-detected results are reported to the method detection llimit (MDL).
U = Not detected at the reported concentration.
J = The reported concentration is estimated.
UJ = The reported detection limit is estimated.
R = The reported result is rejected.

Table 5
Harbor Park Site, Norfolk, VA
Cyanide Soil Sample Results

		Field Sample ID:	SB-03(9-10)	SB-04(0-1)	SB-04(9-10)	SB-04(0-2)	SB-05(8-9)
		CLP Sample ID:	MC0AB1	MC0AB2	MC0AB3	MC0AB4	MC0AB5
		Laboratory Sample ID:	680-122281-16	680-122281-17	680-122281-18	680-122281-19	680-122281-20
		Date Collected:	2/23/2016	2/23/2016	2/23/2016	2/23/2016	2/23/2016
		Sample Type:	Field Sample	Field Sample	Field Sample	Field Sample	Field Sample
Method	Analyte	Units	Qualified Result	Qualified Result	Qualified Result	Qualified Result	Qualified Result
9012A	Cyanide, Total	mg/Kg	**0.17 J**	**0.15 J**	0.20 U	0.14 U	**0.39 J**

Detected results are presented in bold text.
mg/kg = milligrams per kilogram

Non-detected results are reported to the method detection llimit (MDL).
U = Not detected at the reported concentration.
J = The reported concentration is estimated.
UJ = The reported detection limit is estimated.
R = The reported result is rejected.

Table 5
Harbor Park Site, Norfolk, VA
Cyanide Soil Sample Results

		Field Sample ID:	SB-06(0-2)	SB-06(0-2)-01	SB-06(8-9)	SB-07(0-1)	SB-07(8-9)
		CLP Sample ID:	MC0AB6	MC0AC2	MC0AB7	MC0AB8	MC0AB9
		Laboratory Sample ID:	680-122281-30	680-122281-36	680-122281-31	680-122281-32	680-122281-33
		Date Collected:	2/23/2016	2/23/2016	2/23/2016	2/23/2016	2/23/2016
		Sample Type:	Field Sample	Field Duplicate of MC0AB6	Field Sample	Field Sample	Field Sample
Method	Analyte	Units	Qualified Result	Qualified Result	Qualified Result	Qualified Result	Qualified Result
9012A	Cyanide, Total	mg/Kg	0.14 U	**0.29 J**	**0.28 J**	**0.21 J**	0.16 U

Detected results are presented in bold text.
mg/kg = milligrams per kilogram

Non-detected results are reported to the method detection llimit (MDL).
U = Not detected at the reported concentration.
J = The reported concentration is estimated.
UJ = The reported detection limit is estimated.
R = The reported result is rejected.

Table 5
Harbor Park Site, Norfolk, VA
Cyanide Soil Sample Results

		Field Sample ID:	SB-08(0-1)	SB-08(9-10)	SB-09(0-2)	SB-09(6-7)	SB-10-(0-1)
		CLP Sample ID:	MC0AC0	MC0AC1	MC0AD1	MC0AD2	MC0AC4
		Laboratory Sample ID:	680-122281-34	680-122281-35	680-122281-37	680-122281-38	680-122281-86
		Date Collected:	2/23/2016	2/23/2016	2/23/2016	2/23/2016	2/23/2016
		Sample Type:	Field Sample	Field Sample	Field Sample	Field Sample	Field Sample
Method	Analyte	Units	Qualified Result	Qualified Result	Qualified Result	Qualified Result	Qualified Result
9012A	Cyanide, Total	mg/Kg	**0.30 J**	**0.27 J**	**0.75**	**0.21 J**	**0.17 J**

Detected results are presented in bold text.
mg/kg = milligrams per kilogram

Non-detected results are reported to the method detection llimit (MDL).
U = Not detected at the reported concentration.
J = The reported concentration is estimated.
UJ = The reported detection limit is estimated.
R = The reported result is rejected.

Table 5
Harbor Park Site, Norfolk, VA
Cyanide Soil Sample Results

		Field Sample ID:	SB-10-(6-7)	SB-11(0-1)	SB-11(10-12)		
		CLP Sample ID:	MC0AC5	MC0AC6	MC0AC7		
		Laboratory Sample ID:	680-122281-87	680-122281-88	680-122281-89		
		Date Collected:	2/23/2016	2/23/2016	2/23/2016		
		Sample Type:	Field Sample	Field Sample	Field Sample		
Method	Analyte	Units	Qualified Result	Qualified Result	Qualified Result		
9012A	Cyanide, Total	mg/Kg	**0.20 J**	**0.16 J**	0.16 U		

Detected results are presented in bold text.
mg/kg = milligrams per kilogram

Non-detected results are reported to the method detection llimit (MDL).
U = Not detected at the reported concentration.
J = The reported concentration is estimated.
UJ = The reported detection limit is estimated.
R = The reported result is rejected.

ANALYTICAL DATA PACKAGES

TestAmerica

THE LEADER IN ENVIRONMENTAL TESTING

ANALYTICAL REPORT

TestAmerica Laboratories, Inc.
TestAmerica Savannah
5102 LaRoche Avenue
Savannah, GA 31404
Tel: (912)354-7858

TestAmerica Job ID: 680-122192-1
TestAmerica Sample Delivery Group: 680122192
Client Project/Site: DAS R34842

For:
Weston Solutions, Inc.
1400 Weston Way
PO BOX 2653
West Chester, Pennsylvania 19380

Attn: Ms. Gretchen Fodor

Authorized for release by:
3/25/2016 12:45:18 PM
Bernard Kirkland, Manager of Project Management
(912)354-7858 e.3238
bernard.kirkland@testamericainc.com

Designee for

Sheila Hoffman, Project Manager II
(912)354-7858 e.3004
sheila.hoffman@testamericainc.com

LINKS

Review your project results through TotalAccess

Have a Question? Ask The Expert

Visit us at: www.testamericainc.com

The test results in this report meet all 2003 NELAC and 2009 TNI requirements for accredited parameters, exceptions are noted in this report. This report may not be reproduced except in full, and with written approval from the laboratory. For questions please contact the Project Manager at the e-mail address or telephone number listed on this page.

This report has been electronically signed and authorized by the signatory. Electronic signature is intended to be the legally binding equivalent of a traditionally handwritten signature.

Results relate only to the items tested and the sample(s) as received by the laboratory.

Job ID: 680-122192-1

Laboratory: TestAmerica Savannah

Narrative

With the exceptions noted as flags or footnotes, standard analytical protocols were followed in the analysis of the samples and no problems were encountered or anomalies observed. In addition all laboratory quality control samples were within established control limits, with any exceptions noted below. Each sample was analyzed to achieve the lowest possible reporting limit within the constraints of the method. In the event of interference or analytes present at high concentrations, samples may be diluted. For diluted samples, the reporting limits are adjusted relative to the dilution required.

RECEIPT

The samples were received on 02/24/2016 and 02/25/2016; the samples arrived in good condition, properly preserved and on ice. The temperatures of the 8 coolers at receipt time were 1.3º C, 1.4º C, 2.0º C, 2.5º C, 3.6º C, 4.0º C, 4.4º C and 4.5º C.

VOLATILE ORGANIC COMPOUNDS (GC-MS)

Samples C0AA6 (680-122192-1), C0AA7 (680-122192-2), C0AA8 (680-122192-3), C0AA9 (680-122192-4), C0AB0 (680-122192-5), C0AB1 (680-122192-6), C0AB2 (680-122192-7), C0AB3 (680-122192-8), C0AB4 (680-122192-9), C0AB5 (680-122192-10), C0AB6 (680-122192-11), C0AB7 (680-122192-12), C0AB8 (680-122192-13), C0AB9 (680-122192-14), C0AC0 (680-122192-15), C0AC1 (680-122192-16), C0AC2 (680-122192-17), C0AC4 (680-122192-18), C0AC5 (680-122192-19), C0AC6 (680-122192-20), C0AC7 (680-122192-21), C0AD1 (680-122192-23) and C0AD2 (680-122192-24) were analyzed for Volatile Organic Compounds (GC-MS) in accordance with EPA SW-846 Method 8260B. The samples were prepared on 02/24/2016 and analyzed on 02/25/2016, 02/28/2016 and 03/02/2016.

Surrogate recovery for the following samples were outside control limits: C0AA8 (680-122192-3), C0AB2 (680-122192-7) and C0AB6 (680-122192-11). Re-analysis was performed with concurring results. Data from the secondary runs has been reported.

Both field prep vials were analyzed for the following sample and each run resulted in failing internal standard (ISTD) responses. Most likely this was due to the nature of the sample matrix, which consisted of fine, black, organic matter. Their was insufficient volume to re-analyze from bulk, so a final run was reported from methanol. C0AA8 (680-122192-3), C0AB4 (680-122192-9), C0AC4 (680-122192-18), C0AC5 (680-122192-19), C0AC6 (680-122192-20), C0AD1 (680-122192-23) and C0AD2 (680-122192-24)

The method blank for analytical batch 680-422816, 680-423308 and 680-423205 contained Chloromethane above the method detection limit (MDL). This target analyte concentration was less than the project-specific action limit; therefore, re-analysis of samples was not performed.

Insufficient sample volume was available to perform a matrix spike/matrix spike duplicate (MS/MSD).

No additional analytical or quality issues were noted, other than those described above or in the Definitions/Glossary page.

VOLATILE ORGANIC COMPOUNDS (GC-MS)

Sample C0AD0 (680-122192-22) was analyzed for Volatile Organic Compounds (GC-MS) in accordance with EPA SW-846 Method 8260B. The samples were analyzed on 03/07/2016.

No analytical or quality issues were noted, other than those described above or in the Definitions/Glossary page.

SEMIVOLATILE ORGANIC COMPOUNDS (GC-MS)

Samples C0AA6 (680-122281-1), C0AA7 (680-122281-2), C0AA8 (680-122281-3), C0AA9 (680-122281-4), C0AB0 (680-122281-5), C0AB1 (680-122281-6), C0AB2 (680-122281-7), C0AB3 (680-122281-8), C0AB4 (680-122281-9), C0AB5 (680-122281-10), C0AB6 (680-122281-21), C0AB7 (680-122281-22), C0AB8 (680-122281-23), C0AB9 (680-122281-24), C0AC0 (680-122281-25), C0AC1 (680-122281-26), C0AC2 (680-122281-27), C0AD1 (680-122281-28), C0AD2 (680-122281-29), C0AC4 (680-122281-77), C0AC5 (680-122281-78), C0AC6 (680-122281-79) and C0AC7 (680-122281-80) were analyzed for Semivolatile Organic Compounds (GC-MS) in accordance with EPA SW-846 Method 8270D. The samples were prepared on 02/26/2016, 03/01/2016 and 03/17/2016 and analyzed on 02/26/2016, 02/27/2016, 03/02/2016, 03/03/2016 and 03/23/2016.

Sample C0AC4 (680-122281-77)[10X] required dilution prior to analysis. Because of this dilution, the surrogate spike concentration in the sample was reduced to a level where the recovery calculation does not provide useful information. The reporting limits have been adjusted accordingly.

Job ID: 680-122192-1 (Continued)

Laboratory: TestAmerica Savannah (Continued)

One or more surrogates failed the surrogate recovery criteria for C0AB6 (680-122281-21), C0AB7 (680-122281-22), C0AC0 (680-122281-25), C0AC2 (680-122281-27), C0AD2 (680-122281-29), C0AB2 (680-122281-7), C0AC4 (680-122281-77). Benzaldehyde failed the recovery criteria low for LCS 680-423033/21-A. Refer to the QC report for details.

For the MSD of sample C0AD1MSD (680-122281-28) in batch 680-423185, 2,4-Dinitrophenol, 3,3'-Dichlorobenzidine, 4-Chloroaniline and Hexachlorocyclopentadiene failed the recovery criteria low. Benzo[b]fluoranthene, Fluoranthene and Pyrene failed the recovery criteria high. Also, Several analytes exceeded the RPD limit.

4-Chloroaniline and Hexachlorocyclopentadiene failed the recovery criteria low for the MSD of sample 680-122281-60 in batch 680-423632.

Bis(2-chloroethyl)ether failed the recovery criteria low for the MS of sample 680-123028-4 in batch 680-426358. Bis(2-chloroethyl)ether also exceeded the RPD limit.

The continuing calibration verification (CCV) analyzed in batch 680-423122 was outside the method criteria for the following analyte(s): 2,4,6-Tribromophenol, 2,4-Dinitrophenol, 2-Nitrophenol, 4,6-Dinitro-2-methylphenol and Hexachlorocyclopentadiene. A CCV standard at or below the reporting limit (RL) was analyzed with the affected samples and found to be acceptable. As indicated in the reference method, sample analysis may proceed; however, any detection for the affected analyte(s) is considered estimated.

The continuing calibration verification (CCV) analyzed in batch 680-423128 was outside the method criteria for the following analyte(s): Benzaldehyde and 4 nitrophenol. A CCV standard at or below the reporting limit (RL) was analyzed with the affected samples and found to be acceptable. As indicated in the reference method, sample analysis may proceed; however, any detection for the affected analyte(s) is considered estimated.

The continuing calibration verification (CCV) analyzed in batch 680-423632 was outside the method criteria for the following analyte(s): 2,2'-oxybis[1-chloropropane], 1,4-Dioxane, Bis(2-chloroethyl)ether, Benzaldehyde and Hexachlorocyclopentadiene. A CCV standard at or below the reporting limit (RL) was analyzed with the affected samples and found to be acceptable. As indicated in the reference method, sample analysis may proceed; however, any detection for the affected analyte(s) is considered estimated. 2,4,6-Tribromophenol recovered outside 20% but within surrogate control limits.

The following analytes have been identified, in the reference method and/or via historical data, to be poor and/or erratic performers: 3,3'-dichlorobenzidine. These analytes may have a %D>30%.

The following analytes have been identified, in the reference method and/or via historical data, to be poor and/or erratic performers: Benzaldehyde, . These analytes may have a %D >50.

No additional analytical or quality issues were noted, other than those described above or in the Definitions/Glossary page.

METALS (ICP)

Samples MC0AA6 (680-122281-11), MC0AA7 (680-122281-12), MC0AA8 (680-122281-13), MC0AA9 (680-122281-14), MC0AB0 (680-122281-15), MC0AB1 (680-122281-16), MC0AB2 (680-122281-17), MC0AB3 (680-122281-18), MC0AB4 (680-122281-19), MC0AB5 (680-122281-20), MC0AB6 (680-122281-30), MC0AB7 (680-122281-31), MC0AB8 (680-122281-32), MC0AB9 (680-122281-33), MC0AC0 (680-122281-34), MC0AC1 (680-122281-35), MC0AC2 (680-122281-36), MC0AD1 (680-122281-37), MC0AD2 (680-122281-38), MC0AC4 (680-122281-86), MC0AC5 (680-122281-87), MC0AC6 (680-122281-88) and MC0AC7 (680-122281-89) were analyzed for Metals (ICP) in accordance with EPA SW-846 Method 6010C. The samples were prepared on 02/29/2016 and analyzed on 03/01/2016.

Calcium was detected in method blank MB 680-423241/1-A at a level that was above the method detection limit but below the reporting limit. Calcium was detected in method blank MB 680-423849/1-A, MB 680-423242/1-A, and MB 680-423243/1-A at a level exceeding the reporting limit. Iron was detected in method blank MB 680-423242/1-A at a level that was above the method detection limit but below the reporting limit. Chromium was detected in method blank MB 680-423849/1-A at a level that was above the method detection limit but below the reporting limit. The value should be considered an estimate, and has been flagged. If the associated sample reported a result above the MDL and/or RL, the result has been flagged.

Several analytes failed the recovery criteria for the MS/MSD of sample MC0AA6 (680-122281-11) in batch 680-423551. Also, Arsenic, Iron, Thallium and Zinc exceeded the RPD limit.

Job ID: 680-122192-1 (Continued)

Laboratory: TestAmerica Savannah (Continued)

Several analytes failed the recovery criteria for the MS/MSD of sample MC0AD1 (680-122281-37) in batch 680-423551. Also, Calcium and Magnesium exceeded the RPD limit.

Several analytes failed the recovery criteria for the MS/MSD of sample 680-122281-67 in batch 680-423551. Also, Several analytes exceeded the RPD limit.

No additional analytical or quality issues were noted, other than those described above or in the Definitions/Glossary page.

TOTAL MERCURY

Samples MC0AA6 (680-122281-11), MC0AA7 (680-122281-12), MC0AA8 (680-122281-13), MC0AA9 (680-122281-14), MC0AB0 (680-122281-15), MC0AB1 (680-122281-16), MC0AB2 (680-122281-17), MC0AB3 (680-122281-18), MC0AB4 (680-122281-19), MC0AB5 (680-122281-20), MC0AB6 (680-122281-30), MC0AB7 (680-122281-31), MC0AB8 (680-122281-32), MC0AB9 (680-122281-33), MC0AC0 (680-122281-34), MC0AC1 (680-122281-35), MC0AC2 (680-122281-36), MC0AD1 (680-122281-37), MC0AD2 (680-122281-38), MC0AC4 (680-122281-86), MC0AC5 (680-122281-87), MC0AC6 (680-122281-88) and MC0AC7 (680-122281-89) were analyzed for total mercury in accordance with EPA SW-846 Method 7471B. The samples were prepared on 03/01/2016, 03/02/2016 and 03/03/2016 and analyzed on 03/02/2016 and 03/03/2016.

Mercury failed the recovery criteria high for the MSD of sample MC0AD1MSD (680-122281-37) in batch 680-423702. Mercury exceeded the RPD limit.

Mercury failed the recovery criteria high for the MSD of sample 680-122281-67 in batch 680-423880.

No additional analytical or quality issues were noted, other than those described above or in the Definitions/Glossary page.

TOTAL AND AMENABLE CYANIDE

Samples MC0AA6 (680-122281-11), MC0AA7 (680-122281-12), MC0AA8 (680-122281-13), MC0AA9 (680-122281-14), MC0AB0 (680-122281-15), MC0AB1 (680-122281-16), MC0AB2 (680-122281-17), MC0AB3 (680-122281-18), MC0AB4 (680-122281-19), MC0AB5 (680-122281-20), MC0AB6 (680-122281-30), MC0AB7 (680-122281-31), MC0AB8 (680-122281-32), MC0AB9 (680-122281-33), MC0AC0 (680-122281-34), MC0AC1 (680-122281-35), MC0AC2 (680-122281-36), MC0AD1 (680-122281-37), MC0AD2 (680-122281-38), MC0AC4 (680-122281-86), MC0AC5 (680-122281-87), MC0AC6 (680-122281-88) and MC0AC7 (680-122281-89) were analyzed for total and amenable cyanide in accordance with EPA SW-846 Method 9012A. The samples were prepared on 03/01/2016 and 03/03/2016 and analyzed on 03/02/2016 and 03/03/2016.

No analytical or quality issues were noted, other than those described above or in the Definitions/Glossary page.

Sample Summary

Client: Weston Solutions, Inc.
Project/Site: DAS R34842

TestAmerica Job ID: 680-122192-1
SDG: 680122192

Lab Sample ID	Client Sample ID	Matrix	Collected	Received
680-122192-1	C0AA6	Solid	02/23/16 09:00	02/24/16 09:29
680-122192-2	C0AA7	Solid	02/23/16 09:15	02/24/16 09:29
680-122192-3	C0AA8	Solid	02/23/16 09:45	02/24/16 09:29
680-122192-4	C0AA9	Solid	02/23/16 09:55	02/24/16 09:29
680-122192-5	C0AB0	Solid	02/23/16 10:10	02/24/16 09:29
680-122192-6	C0AB1	Solid	02/23/16 10:30	02/24/16 09:29
680-122192-7	C0AB2	Solid	02/23/16 11:05	02/24/16 09:29
680-122192-8	C0AB3	Solid	02/23/16 11:15	02/24/16 09:29
680-122192-9	C0AB4	Solid	02/23/16 11:30	02/24/16 09:29
680-122192-10	C0AB5	Solid	02/23/16 11:40	02/24/16 09:29
680-122192-11	C0AB6	Solid	02/23/16 12:35	02/24/16 09:29
680-122192-12	C0AB7	Solid	02/23/16 12:45	02/24/16 09:29
680-122192-13	C0AB8	Solid	02/23/16 13:40	02/24/16 09:29
680-122192-14	C0AB9	Solid	02/23/16 13:50	02/24/16 09:29
680-122192-15	C0AC0	Solid	02/23/16 14:20	02/24/16 09:29
680-122192-16	C0AC1	Solid	02/23/16 14:25	02/24/16 09:29
680-122192-17	C0AC2	Solid	02/23/16 12:35	02/24/16 09:29
680-122192-18	C0AC4	Solid	02/23/16 15:55	02/24/16 09:29
680-122192-19	C0AC5	Solid	02/23/16 16:00	02/24/16 09:29
680-122192-20	C0AC6	Solid	02/23/16 16:15	02/24/16 09:29
680-122192-21	C0AC7	Solid	02/23/16 16:25	02/24/16 09:29
680-122192-22	C0AD0	Water	02/23/16 12:00	02/24/16 09:29
680-122192-23	C0AD1	Solid	02/23/16 15:30	02/24/16 09:29
680-122192-24	C0AD2	Solid	02/23/16 15:40	02/24/16 09:29
680-122281-1	C0AA6	Solid	02/23/16 09:00	02/25/16 09:07
680-122281-2	C0AA7	Solid	02/23/16 09:15	02/25/16 09:07
680-122281-3	C0AA8	Solid	02/23/16 09:45	02/25/16 09:07
680-122281-4	C0AA9	Solid	02/23/16 09:55	02/25/16 09:07
680-122281-5	C0AB0	Solid	02/23/16 10:10	02/25/16 09:07
680-122281-6	C0AB1	Solid	02/23/16 10:30	02/25/16 09:07
680-122281-7	C0AB2	Solid	02/23/16 11:05	02/25/16 09:07
680-122281-8	C0AB3	Solid	02/23/16 11:15	02/25/16 09:07
680-122281-9	C0AB4	Solid	02/23/16 11:30	02/25/16 09:07
680-122281-10	C0AB5	Solid	02/23/16 11:40	02/25/16 09:07
680-122281-11	MC0AA6	Solid	02/23/16 09:00	02/25/16 09:07
680-122281-12	MC0AA7	Solid	02/23/16 09:15	02/25/16 09:07
680-122281-13	MC0AA8	Solid	02/23/16 09:45	02/25/16 09:07
680-122281-14	MC0AA9	Solid	02/23/16 09:55	02/25/16 09:07
680-122281-15	MC0AB0	Solid	02/23/16 10:10	02/25/16 09:07
680-122281-16	MC0AB1	Solid	02/23/16 10:30	02/25/16 09:07
680-122281-17	MC0AB2	Solid	02/23/16 11:05	02/25/16 09:07
680-122281-18	MC0AB3	Solid	02/23/16 11:15	02/25/16 09:07
680-122281-19	MC0AB4	Solid	02/23/16 11:30	02/25/16 09:07
680-122281-20	MC0AB5	Solid	02/23/16 11:40	02/25/16 09:07
680-122281-21	C0AB6	Solid	02/23/16 12:35	02/25/16 09:07
680-122281-22	C0AB7	Solid	02/23/16 12:45	02/25/16 09:07
680-122281-23	C0AB8	Solid	02/23/16 13:40	02/25/16 09:07
680-122281-24	C0AB9	Solid	02/23/16 13:50	02/25/16 09:07
680-122281-25	C0AC0	Solid	02/23/16 14:20	02/25/16 09:07
680-122281-26	C0AC1	Solid	02/23/16 14:25	02/25/16 09:07
680-122281-27	C0AC2	Solid	02/23/16 12:35	02/25/16 09:07
680-122281-28	C0AD1	Solid	02/23/16 15:30	02/25/16 09:07
680-122281-29	C0AD2	Solid	02/23/16 15:40	02/25/16 09:07

Sample Summary

Client: Weston Solutions, Inc.
Project/Site: DAS R34842

TestAmerica Job ID: 680-122192-1
SDG: 680122192

Lab Sample ID	Client Sample ID	Matrix	Collected	Received
680-122281-30	MC0AB6	Solid	02/23/16 12:35	02/25/16 09:07
680-122281-31	MC0AB7	Solid	02/23/16 12:45	02/25/16 09:07
680-122281-32	MC0AB8	Solid	02/23/16 13:40	02/25/16 09:07
680-122281-33	MC0AB9	Solid	02/23/16 13:50	02/25/16 09:07
680-122281-34	MC0AC0	Solid	02/23/16 14:20	02/25/16 09:07
680-122281-35	MC0AC1	Solid	02/23/16 14:25	02/25/16 09:07
680-122281-36	MC0AC2	Solid	02/23/16 12:35	02/25/16 09:07
680-122281-37	MC0AD1	Solid	02/23/16 15:30	02/25/16 09:07
680-122281-38	MC0AD2	Solid	02/23/16 15:40	02/25/16 09:07
680-122281-77	C0AC4	Solid	02/23/16 15:55	02/25/16 09:07
680-122281-78	C0AC5	Solid	02/23/16 16:00	02/25/16 09:07
680-122281-79	C0AC6	Solid	02/23/16 16:15	02/25/16 09:07
680-122281-80	C0AC7	Solid	02/23/16 16:25	02/25/16 09:07
680-122281-86	MC0AC4	Solid	02/23/16 15:55	02/25/16 09:07
680-122281-87	MC0AC5	Solid	02/23/16 16:00	02/25/16 09:07
680-122281-88	MC0AC6	Solid	02/23/16 16:15	02/25/16 09:07
680-122281-89	MC0AC7	Solid	02/23/16 16:25	02/25/16 09:07

Method Summary

Client: Weston Solutions, Inc.
Project/Site: DAS R34842

TestAmerica Job ID: 680-122192-1
SDG: 680122192

Method	Method Description	Protocol	Laboratory
8260B	Volatile Organic Compounds (GC/MS)	SW846	TAL SAV
8270D	Semivolatile Organic Compounds (GC/MS)	SW846	TAL SAV
6010C	Metals (ICP)	SW846	TAL SAV
7471B	Mercury (CVAA)	SW846	TAL SAV
9012A	Cyanide, Total and/or Amenable	SW846	TAL SAV
Moisture	Percent Moisture	EPA	TAL SAV

Protocol References:

EPA = US Environmental Protection Agency

SW846 = "Test Methods For Evaluating Solid Waste, Physical/Chemical Methods", Third Edition, November 1986 And Its Updates.

Laboratory References:

TAL SAV = TestAmerica Savannah, 5102 LaRoche Avenue, Savannah, GA 31404, TEL (912)354-7858

Qualifiers

GC/MS VOA

Qualifier	Qualifier Description
U	Indicates the analyte was analyzed for but not detected.
J	Result is less than the RL but greater than or equal to the MDL and the concentration is an approximate value.
X	Surrogate is outside control limits
*	ISTD response or retention time outside acceptable limits

GC/MS Semi VOA

Qualifier	Qualifier Description
U	Indicates the analyte was analyzed for but not detected.
J	Result is less than the RL but greater than or equal to the MDL and the concentration is an approximate value.
*	LCS or LCSD is outside acceptance limits.
X	Surrogate is outside control limits
H	Sample was prepped or analyzed beyond the specified holding time
F1	MS and/or MSD Recovery is outside acceptance limits.
F2	MS/MSD RPD exceeds control limits
D	Surrogate or matrix spike recoveries were not obtained because the extract was diluted for analysis; also compounds analyzed at a dilution may be flagged with a D.

Metals

Qualifier	Qualifier Description
F1	MS and/or MSD Recovery is outside acceptance limits.
F2	MS/MSD RPD exceeds control limits
U	Indicates the analyte was analyzed for but not detected.
B	Compound was found in the blank and sample.
J	Result is less than the RL but greater than or equal to the MDL and the concentration is an approximate value.
4	MS, MSD: The analyte present in the original sample is greater than 4 times the matrix spike concentration; therefore, control limits are not applicable.
F3	Duplicate RPD exceeds the control limit

General Chemistry

Qualifier	Qualifier Description
J	Result is less than the RL but greater than or equal to the MDL and the concentration is an approximate value.
U	Indicates the analyte was analyzed for but not detected.

Glossary

Abbreviation	These commonly used abbreviations may or may not be present in this report.
¤	Listed under the "D" column to designate that the result is reported on a dry weight basis
%R	Percent Recovery
CFL	Contains Free Liquid
CNF	Contains no Free Liquid
DER	Duplicate error ratio (normalized absolute difference)
Dil Fac	Dilution Factor
DL, RA, RE, IN	Indicates a Dilution, Re-analysis, Re-extraction, or additional Initial metals/anion analysis of the sample
DLC	Decision level concentration
MDA	Minimum detectable activity
EDL	Estimated Detection Limit
MDC	Minimum detectable concentration
MDL	Method Detection Limit
ML	Minimum Level (Dioxin)
NC	Not Calculated
ND	Not detected at the reporting limit (or MDL or EDL if shown)
PQL	Practical Quantitation Limit
QC	Quality Control

Glossary (Continued)

Abbreviation	These commonly used abbreviations may or may not be present in this report.
RER	Relative error ratio
RL	Reporting Limit or Requested Limit (Radiochemistry)
RPD	Relative Percent Difference, a measure of the relative difference between two points
TEF	Toxicity Equivalent Factor (Dioxin)
TEQ	Toxicity Equivalent Quotient (Dioxin)

Client Sample Results

Client: Weston Solutions, Inc.
Project/Site: DAS R34842

TestAmerica Job ID: 680-122192-1
SDG: 680122192

Client Sample ID: C0AA6

Date Collected: 02/23/16 09:00
Date Received: 02/24/16 09:29

Lab Sample ID: 680-122192-1

Matrix: Solid
Percent Solids: 84.8

Method: 8260B - Volatile Organic Compounds (GC/MS)

Analyte	Result	Qualifier	RL	MDL	Unit	D	Prepared	Analyzed	Dil Fac
Acetone	540	U	2400	540	ug/Kg	☼	02/24/16 11:47	03/02/16 18:13	40
Benzene	36	U	240	36	ug/Kg	☼	02/24/16 11:47	03/02/16 18:13	40
Bromobenzene	83	U	240	83	ug/Kg	☼	02/24/16 11:47	03/02/16 18:13	40
Bromochloromethane	160	U	240	160	ug/Kg	☼	02/24/16 11:47	03/02/16 18:13	40
Bromodichloromethane	47	U	240	47	ug/Kg	☼	02/24/16 11:47	03/02/16 18:13	40
Bromoform	73	U	240	73	ug/Kg	☼	02/24/16 11:47	03/02/16 18:13	40
Bromomethane	73	U	240	73	ug/Kg	☼	02/24/16 11:47	03/02/16 18:13	40
2-Butanone (MEK)	120	U	1200	120	ug/Kg	☼	02/24/16 11:47	03/02/16 18:13	40
n-Butylbenzene	120	U	240	120	ug/Kg	☼	02/24/16 11:47	03/02/16 18:13	40
sec-Butylbenzene	100	U	240	100	ug/Kg	☼	02/24/16 11:47	03/02/16 18:13	40
tert-Butylbenzene	88	U	240	88	ug/Kg	☼	02/24/16 11:47	03/02/16 18:13	40
Carbon disulfide	54	U	240	54	ug/Kg	☼	02/24/16 11:47	03/02/16 18:13	40
Carbon tetrachloride	41	U	240	41	ug/Kg	☼	02/24/16 11:47	03/02/16 18:13	40
Chlorobenzene	47	U	240	47	ug/Kg	☼	02/24/16 11:47	03/02/16 18:13	40
Chloroethane	130	U	240	130	ug/Kg	☼	02/24/16 11:47	03/02/16 18:13	40
Chloroform	**100**	**J**	240	54	ug/Kg	☼	02/24/16 11:47	03/02/16 18:13	40
Chloromethane	49	U	240	49	ug/Kg	☼	02/24/16 11:47	03/02/16 18:13	40
2-Chlorotoluene	98	U	240	98	ug/Kg	☼	02/24/16 11:47	03/02/16 18:13	40
4-Chlorotoluene	83	U	240	83	ug/Kg	☼	02/24/16 11:47	03/02/16 18:13	40
Dibromochloromethane	83	U	240	83	ug/Kg	☼	02/24/16 11:47	03/02/16 18:13	40
1,2-Dibromo-3-Chloropropane	210	U	490	210	ug/Kg	☼	02/24/16 11:47	03/02/16 18:13	40
1,2-Dibromoethane	73	U	240	73	ug/Kg	☼	02/24/16 11:47	03/02/16 18:13	40
Dibromomethane	83	U	240	83	ug/Kg	☼	02/24/16 11:47	03/02/16 18:13	40
1,2-Dichlorobenzene	63	U	240	63	ug/Kg	☼	02/24/16 11:47	03/02/16 18:13	40
1,3-Dichlorobenzene	78	U	240	78	ug/Kg	☼	02/24/16 11:47	03/02/16 18:13	40
1,4-Dichlorobenzene	36	U	240	36	ug/Kg	☼	02/24/16 11:47	03/02/16 18:13	40
Dichlorodifluoromethane	46	U	240	46	ug/Kg	☼	02/24/16 11:47	03/02/16 18:13	40
1,1-Dichloroethane	54	U	240	54	ug/Kg	☼	02/24/16 11:47	03/02/16 18:13	40
1,2-Dichloroethane	54	U	240	54	ug/Kg	☼	02/24/16 11:47	03/02/16 18:13	40
cis-1,2-Dichloroethene	68	U	240	68	ug/Kg	☼	02/24/16 11:47	03/02/16 18:13	40
trans-1,2-Dichloroethene	31	U	240	31	ug/Kg	☼	02/24/16 11:47	03/02/16 18:13	40
1,2-Dichloroethene, Total	31	U	490	31	ug/Kg	☼	02/24/16 11:47	03/02/16 18:13	40
1,1-Dichloroethene	73	U	240	73	ug/Kg	☼	02/24/16 11:47	03/02/16 18:13	40
1,2-Dichloropropane	42	U	240	42	ug/Kg	☼	02/24/16 11:47	03/02/16 18:13	40
1,3-Dichloropropane	88	U	240	88	ug/Kg	☼	02/24/16 11:47	03/02/16 18:13	40
2,2-Dichloropropane	54	U	240	54	ug/Kg	☼	02/24/16 11:47	03/02/16 18:13	40
1,1-Dichloropropene	46	U	240	46	ug/Kg	☼	02/24/16 11:47	03/02/16 18:13	40
cis-1,3-Dichloropropene	41	U	240	41	ug/Kg	☼	02/24/16 11:47	03/02/16 18:13	40
trans-1,3-Dichloropropene	42	U	240	42	ug/Kg	☼	02/24/16 11:47	03/02/16 18:13	40
Ethylbenzene	63	U	240	63	ug/Kg	☼	02/24/16 11:47	03/02/16 18:13	40
2-Hexanone	160	U	1200	160	ug/Kg	☼	02/24/16 11:47	03/02/16 18:13	40
Isopropylbenzene	93	U	240	93	ug/Kg	☼	02/24/16 11:47	03/02/16 18:13	40
p-Isopropyltoluene	110	U	240	110	ug/Kg	☼	02/24/16 11:47	03/02/16 18:13	40
Methylene Chloride	48	U	240	48	ug/Kg	☼	02/24/16 11:47	03/02/16 18:13	40
4-Methyl-2-pentanone	210	U	1200	210	ug/Kg	☼	02/24/16 11:47	03/02/16 18:13	40
Methyl tert-butyl ether	49	U	240	49	ug/Kg	☼	02/24/16 11:47	03/02/16 18:13	40
N-Propylbenzene	130	U	240	130	ug/Kg	☼	02/24/16 11:47	03/02/16 18:13	40
Styrene	45	U	240	45	ug/Kg	☼	02/24/16 11:47	03/02/16 18:13	40
1,1,1,2-Tetrachloroethane	120	U	240	120	ug/Kg	☼	02/24/16 11:47	03/02/16 18:13	40

Client Sample Results

Client: Weston Solutions, Inc.
Project/Site: DAS R34842

TestAmerica Job ID: 680-122192-1
SDG: 680122192

Client Sample ID: C0AA6

Date Collected: 02/23/16 09:00
Date Received: 02/24/16 09:29

Lab Sample ID: 680-122192-1

Matrix: Solid
Percent Solids: 84.8

Method: 8260B - Volatile Organic Compounds (GC/MS) (Continued)

Analyte	Result	Qualifier	RL	MDL	Unit	D	Prepared	Analyzed	Dil Fac
1,1,2,2-Tetrachloroethane	78	U	240	78	ug/Kg	☼	02/24/16 11:47	03/02/16 18:13	40
Tetrachloroethene	93	U	240	93	ug/Kg	☼	02/24/16 11:47	03/02/16 18:13	40
Toluene	**73**	**J**	240	41	ug/Kg	☼	02/24/16 11:47	03/02/16 18:13	40
1,2,3-Trichlorobenzene	78	U	240	78	ug/Kg	☼	02/24/16 11:47	03/02/16 18:13	40
1,2,4-Trichlorobenzene	43	U	240	43	ug/Kg	☼	02/24/16 11:47	03/02/16 18:13	40
1,1,1-Trichloroethane	29	U	240	29	ug/Kg	☼	02/24/16 11:47	03/02/16 18:13	40
1,1,2-Trichloroethane	63	U	240	63	ug/Kg	☼	02/24/16 11:47	03/02/16 18:13	40
Trichloroethene	63	U	240	63	ug/Kg	☼	02/24/16 11:47	03/02/16 18:13	40
Trichlorofluoromethane	59	U	240	59	ug/Kg	☼	02/24/16 11:47	03/02/16 18:13	40
1,2,3-Trichloropropane	120	U	240	120	ug/Kg	☼	02/24/16 11:47	03/02/16 18:13	40
1,1,2-Trichloro-1,2,2-trifluoroethane	63	U	240	63	ug/Kg	☼	02/24/16 11:47	03/02/16 18:13	40
1,2,4-Trimethylbenzene	68	U	240	68	ug/Kg	☼	02/24/16 11:47	03/02/16 18:13	40
1,3,5-Trimethylbenzene	83	U	240	83	ug/Kg	☼	02/24/16 11:47	03/02/16 18:13	40
Vinyl acetate	120	U	490	120	ug/Kg	☼	02/24/16 11:47	03/02/16 18:13	40
Vinyl chloride	73	U	240	73	ug/Kg	☼	02/24/16 11:47	03/02/16 18:13	40
o-Xylene	**66**	**J**	240	54	ug/Kg	☼	02/24/16 11:47	03/02/16 18:13	40
m-Xylene & p-Xylene	130	U	240	130	ug/Kg	☼	02/24/16 11:47	03/02/16 18:13	40
Xylenes, Total	**66**	**J**	490	54	ug/Kg	☼	02/24/16 11:47	03/02/16 18:13	40
Cyclohexane	63	U	240	63	ug/Kg	☼	02/24/16 11:47	03/02/16 18:13	40
Methylcyclohexane	**550**		240	42	ug/Kg	☼	02/24/16 11:47	03/02/16 18:13	40
Methyl acetate	**570**	**J**	1200	240	ug/Kg	☼	02/24/16 11:47	03/02/16 18:13	40

Surrogate	*%Recovery*	*Qualifier*	*Limits*	*Prepared*	*Analyzed*	*Dil Fac*
Toluene-d8 (Surr)	*88*		*70 - 130*	*02/24/16 11:47*	*03/02/16 18:13*	*40*
1,2-Dichloroethane-d4 (Surr)	*95*		*70 - 130*	*02/24/16 11:47*	*03/02/16 18:13*	*40*
Dibromofluoromethane (Surr)	*92*		*70 - 130*	*02/24/16 11:47*	*03/02/16 18:13*	*40*
4-Bromofluorobenzene (Surr)	*111*		*70 - 130*	*02/24/16 11:47*	*03/02/16 18:13*	*40*

Client Sample Results

Client: Weston Solutions, Inc.
Project/Site: DAS R34842

TestAmerica Job ID: 680-122192-1
SDG: 680122192

Client Sample ID: C0AA7

Date Collected: 02/23/16 09:15
Date Received: 02/24/16 09:29

Lab Sample ID: 680-122192-2

Matrix: Solid
Percent Solids: 84.9

Method: 8260B - Volatile Organic Compounds (GC/MS)

Analyte	Result	Qualifier	RL	MDL	Unit	D	Prepared	Analyzed	Dil Fac
Acetone	11	U	50	11	ug/Kg	☼	02/24/16 11:47	02/25/16 14:30	1
Benzene	0.73	U	5.0	0.73	ug/Kg	☼	02/24/16 11:47	02/25/16 14:30	1
Bromobenzene	1.7	U	5.0	1.7	ug/Kg	☼	02/24/16 11:47	02/25/16 14:30	1
Bromochloromethane	3.3	U	5.0	3.3	ug/Kg	☼	02/24/16 11:47	02/25/16 14:30	1
Bromodichloromethane	0.97	U	5.0	0.97	ug/Kg	☼	02/24/16 11:47	02/25/16 14:30	1
Bromoform	1.5	U	5.0	1.5	ug/Kg	☼	02/24/16 11:47	02/25/16 14:30	1
Bromomethane	1.5	U	5.0	1.5	ug/Kg	☼	02/24/16 11:47	02/25/16 14:30	1
2-Butanone (MEK)	2.4	U	25	2.4	ug/Kg	☼	02/24/16 11:47	02/25/16 14:30	1
n-Butylbenzene	2.4	U	5.0	2.4	ug/Kg	☼	02/24/16 11:47	02/25/16 14:30	1
sec-Butylbenzene	2.1	U	5.0	2.1	ug/Kg	☼	02/24/16 11:47	02/25/16 14:30	1
tert-Butylbenzene	1.8	U	5.0	1.8	ug/Kg	☼	02/24/16 11:47	02/25/16 14:30	1
Carbon disulfide	1.1	U	5.0	1.1	ug/Kg	☼	02/24/16 11:47	02/25/16 14:30	1
Carbon tetrachloride	0.83	U	5.0	0.83	ug/Kg	☼	02/24/16 11:47	02/25/16 14:30	1
Chlorobenzene	0.96	U	5.0	0.96	ug/Kg	☼	02/24/16 11:47	02/25/16 14:30	1
Chloroethane	2.7	U	5.0	2.7	ug/Kg	☼	02/24/16 11:47	02/25/16 14:30	1
Chloroform	1.1	U	5.0	1.1	ug/Kg	☼	02/24/16 11:47	02/25/16 14:30	1
Chloromethane	1.0	U	5.0	1.0	ug/Kg	☼	02/24/16 11:47	02/25/16 14:30	1
2-Chlorotoluene	2.0	U	5.0	2.0	ug/Kg	☼	02/24/16 11:47	02/25/16 14:30	1
4-Chlorotoluene	1.7	U	5.0	1.7	ug/Kg	☼	02/24/16 11:47	02/25/16 14:30	1
Dibromochloromethane	1.7	U	5.0	1.7	ug/Kg	☼	02/24/16 11:47	02/25/16 14:30	1
1,2-Dibromo-3-Chloropropane	4.4	U	10	4.4	ug/Kg	☼	02/24/16 11:47	02/25/16 14:30	1
1,2-Dibromoethane	1.5	U	5.0	1.5	ug/Kg	☼	02/24/16 11:47	02/25/16 14:30	1
Dibromomethane	1.7	U	5.0	1.7	ug/Kg	☼	02/24/16 11:47	02/25/16 14:30	1
1,2-Dichlorobenzene	1.3	U	5.0	1.3	ug/Kg	☼	02/24/16 11:47	02/25/16 14:30	1
1,3-Dichlorobenzene	1.6	U	5.0	1.6	ug/Kg	☼	02/24/16 11:47	02/25/16 14:30	1
1,4-Dichlorobenzene	0.74	U	5.0	0.74	ug/Kg	☼	02/24/16 11:47	02/25/16 14:30	1
Dichlorodifluoromethane	0.94	U	5.0	0.94	ug/Kg	☼	02/24/16 11:47	02/25/16 14:30	1
1,1-Dichloroethane	1.1	U	5.0	1.1	ug/Kg	☼	02/24/16 11:47	02/25/16 14:30	1
1,2-Dichloroethane	1.1	U	5.0	1.1	ug/Kg	☼	02/24/16 11:47	02/25/16 14:30	1
cis-1,2-Dichloroethene	1.4	U	5.0	1.4	ug/Kg	☼	02/24/16 11:47	02/25/16 14:30	1
trans-1,2-Dichloroethene	0.63	U	5.0	0.63	ug/Kg	☼	02/24/16 11:47	02/25/16 14:30	1
1,2-Dichloroethene, Total	0.63	U	10	0.63	ug/Kg	☼	02/24/16 11:47	02/25/16 14:30	1
1,1-Dichloroethene	1.5	U	5.0	1.5	ug/Kg	☼	02/24/16 11:47	02/25/16 14:30	1
1,2-Dichloropropane	0.86	U	5.0	0.86	ug/Kg	☼	02/24/16 11:47	02/25/16 14:30	1
1,3-Dichloropropane	1.8	U	5.0	1.8	ug/Kg	☼	02/24/16 11:47	02/25/16 14:30	1
2,2-Dichloropropane	1.1	U	5.0	1.1	ug/Kg	☼	02/24/16 11:47	02/25/16 14:30	1
1,1-Dichloropropene	0.95	U	5.0	0.95	ug/Kg	☼	02/24/16 11:47	02/25/16 14:30	1
cis-1,3-Dichloropropene	0.83	U	5.0	0.83	ug/Kg	☼	02/24/16 11:47	02/25/16 14:30	1
trans-1,3-Dichloropropene	0.87	U	5.0	0.87	ug/Kg	☼	02/24/16 11:47	02/25/16 14:30	1
Ethylbenzene	1.3	U	5.0	1.3	ug/Kg	☼	02/24/16 11:47	02/25/16 14:30	1
2-Hexanone	3.3	U	25	3.3	ug/Kg	☼	02/24/16 11:47	02/25/16 14:30	1
Isopropylbenzene	1.9	U	5.0	1.9	ug/Kg	☼	02/24/16 11:47	02/25/16 14:30	1
p-Isopropyltoluene	2.2	U	5.0	2.2	ug/Kg	☼	02/24/16 11:47	02/25/16 14:30	1
Methylene Chloride	0.98	U	5.0	0.98	ug/Kg	☼	02/24/16 11:47	02/25/16 14:30	1
4-Methyl-2-pentanone	4.2	U	25	4.2	ug/Kg	☼	02/24/16 11:47	02/25/16 14:30	1
Methyl tert-butyl ether	1.0	U	5.0	1.0	ug/Kg	☼	02/24/16 11:47	02/25/16 14:30	1
N-Propylbenzene	2.7	U	5.0	2.7	ug/Kg	☼	02/24/16 11:47	02/25/16 14:30	1
Styrene	0.93	U	5.0	0.93	ug/Kg	☼	02/24/16 11:47	02/25/16 14:30	1
1,1,1,2-Tetrachloroethane	2.4	U	5.0	2.4	ug/Kg	☼	02/24/16 11:47	02/25/16 14:30	1

Client Sample Results

Client: Weston Solutions, Inc.
Project/Site: DAS R34842

TestAmerica Job ID: 680-122192-1
SDG: 680122192

Client Sample ID: C0AA7

Date Collected: 02/23/16 09:15
Date Received: 02/24/16 09:29

Lab Sample ID: 680-122192-2

Matrix: Solid
Percent Solids: 84.9

Method: 8260B - Volatile Organic Compounds (GC/MS) (Continued)

Analyte	Result	Qualifier	RL	MDL	Unit	D	Prepared	Analyzed	Dil Fac
1,1,2,2-Tetrachloroethane	1.6	U	5.0	1.6	ug/Kg	☼	02/24/16 11:47	02/25/16 14:30	1
Tetrachloroethene	1.9	U	5.0	1.9	ug/Kg	☼	02/24/16 11:47	02/25/16 14:30	1
Toluene	0.84	U	5.0	0.84	ug/Kg	☼	02/24/16 11:47	02/25/16 14:30	1
1,2,3-Trichlorobenzene	1.6	U	5.0	1.6	ug/Kg	☼	02/24/16 11:47	02/25/16 14:30	1
1,2,4-Trichlorobenzene	0.89	U	5.0	0.89	ug/Kg	☼	02/24/16 11:47	02/25/16 14:30	1
1,1,1-Trichloroethane	0.59	U	5.0	0.59	ug/Kg	☼	02/24/16 11:47	02/25/16 14:30	1
1,1,2-Trichloroethane	1.3	U	5.0	1.3	ug/Kg	☼	02/24/16 11:47	02/25/16 14:30	1
Trichloroethene	1.3	U	5.0	1.3	ug/Kg	☼	02/24/16 11:47	02/25/16 14:30	1
Trichlorofluoromethane	1.2	U	5.0	1.2	ug/Kg	☼	02/24/16 11:47	02/25/16 14:30	1
1,2,3-Trichloropropane	2.4	U	5.0	2.4	ug/Kg	☼	02/24/16 11:47	02/25/16 14:30	1
1,1,2-Trichloro-1,2,2-trifluoroethane	1.3	U	5.0	1.3	ug/Kg	☼	02/24/16 11:47	02/25/16 14:30	1
1,2,4-Trimethylbenzene	1.4	U	5.0	1.4	ug/Kg	☼	02/24/16 11:47	02/25/16 14:30	1
1,3,5-Trimethylbenzene	1.7	U	5.0	1.7	ug/Kg	☼	02/24/16 11:47	02/25/16 14:30	1
Vinyl acetate	2.5	U	10	2.5	ug/Kg	☼	02/24/16 11:47	02/25/16 14:30	1
Vinyl chloride	1.5	U	5.0	1.5	ug/Kg	☼	02/24/16 11:47	02/25/16 14:30	1
o-Xylene	1.1	U	5.0	1.1	ug/Kg	☼	02/24/16 11:47	02/25/16 14:30	1
m-Xylene & p-Xylene	2.6	U	5.0	2.6	ug/Kg	☼	02/24/16 11:47	02/25/16 14:30	1
Xylenes, Total	1.1	U	10	1.1	ug/Kg	☼	02/24/16 11:47	02/25/16 14:30	1
Cyclohexane	1.3	U	5.0	1.3	ug/Kg	☼	02/24/16 11:47	02/25/16 14:30	1
Methylcyclohexane	0.86	U	5.0	0.86	ug/Kg	☼	02/24/16 11:47	02/25/16 14:30	1
Methyl acetate	5.0	U	25	5.0	ug/Kg	☼	02/24/16 11:47	02/25/16 14:30	1

Surrogate	*%Recovery*	*Qualifier*	*Limits*	*Prepared*	*Analyzed*	*Dil Fac*
Toluene-d8 (Surr)	*88*		*70 - 130*	*02/24/16 11:47*	*02/25/16 14:30*	*1*
1,2-Dichloroethane-d4 (Surr)	*83*		*70 - 130*	*02/24/16 11:47*	*02/25/16 14:30*	*1*
Dibromofluoromethane (Surr)	*88*		*70 - 130*	*02/24/16 11:47*	*02/25/16 14:30*	*1*
4-Bromofluorobenzene (Surr)	*95*		*70 - 130*	*02/24/16 11:47*	*02/25/16 14:30*	*1*

Client Sample Results

Client: Weston Solutions, Inc.
Project/Site: DAS R34842

TestAmerica Job ID: 680-122192-1
SDG: 680122192

Client Sample ID: C0AA8

Date Collected: 02/23/16 09:45
Date Received: 02/24/16 09:29

Lab Sample ID: 680-122192-3

Matrix: Solid
Percent Solids: 88.7

Method: 8260B - Volatile Organic Compounds (GC/MS)

Analyte	Result	Qualifier	RL	MDL	Unit	D	Prepared	Analyzed	Dil Fac
Acetone	730	U	3300	730	ug/Kg	☼	02/24/16 11:47	03/02/16 18:37	40
Benzene	49	U	330	49	ug/Kg	☼	02/24/16 11:47	03/02/16 18:37	40
Bromobenzene	110	U	330	110	ug/Kg	☼	02/24/16 11:47	03/02/16 18:37	40
Bromochloromethane	220	U	330	220	ug/Kg	☼	02/24/16 11:47	03/02/16 18:37	40
Bromodichloromethane	65	U	330	65	ug/Kg	☼	02/24/16 11:47	03/02/16 18:37	40
Bromoform	100	U	330	100	ug/Kg	☼	02/24/16 11:47	03/02/16 18:37	40
Bromomethane	100	U	330	100	ug/Kg	☼	02/24/16 11:47	03/02/16 18:37	40
2-Butanone (MEK)	160	U	1700	160	ug/Kg	☼	02/24/16 11:47	03/02/16 18:37	40
n-Butylbenzene	160	U *	330	160	ug/Kg	☼	02/24/16 11:47	03/02/16 18:37	40
sec-Butylbenzene	140	U	330	140	ug/Kg	☼	02/24/16 11:47	03/02/16 18:37	40
tert-Butylbenzene	120	U	330	120	ug/Kg	☼	02/24/16 11:47	03/02/16 18:37	40
Carbon disulfide	73	U	330	73	ug/Kg	☼	02/24/16 11:47	03/02/16 18:37	40
Carbon tetrachloride	55	U	330	55	ug/Kg	☼	02/24/16 11:47	03/02/16 18:37	40
Chlorobenzene	64	U	330	64	ug/Kg	☼	02/24/16 11:47	03/02/16 18:37	40
Chloroethane	180	U	330	180	ug/Kg	☼	02/24/16 11:47	03/02/16 18:37	40
Chloroform	73	U	330	73	ug/Kg	☼	02/24/16 11:47	03/02/16 18:37	40
Chloromethane	67	U	330	67	ug/Kg	☼	02/24/16 11:47	03/02/16 18:37	40
2-Chlorotoluene	130	U	330	130	ug/Kg	☼	02/24/16 11:47	03/02/16 18:37	40
4-Chlorotoluene	110	U	330	110	ug/Kg	☼	02/24/16 11:47	03/02/16 18:37	40
Dibromochloromethane	110	U	330	110	ug/Kg	☼	02/24/16 11:47	03/02/16 18:37	40
1,2-Dibromo-3-Chloropropane	290	U *	670	290	ug/Kg	☼	02/24/16 11:47	03/02/16 18:37	40
1,2-Dibromoethane	100	U	330	100	ug/Kg	☼	02/24/16 11:47	03/02/16 18:37	40
Dibromomethane	110	U	330	110	ug/Kg	☼	02/24/16 11:47	03/02/16 18:37	40
1,2-Dichlorobenzene	87	U *	330	87	ug/Kg	☼	02/24/16 11:47	03/02/16 18:37	40
1,3-Dichlorobenzene	110	U *	330	110	ug/Kg	☼	02/24/16 11:47	03/02/16 18:37	40
1,4-Dichlorobenzene	49	U *	330	49	ug/Kg	☼	02/24/16 11:47	03/02/16 18:37	40
Dichlorodifluoromethane	63	U	330	63	ug/Kg	☼	02/24/16 11:47	03/02/16 18:37	40
1,1-Dichloroethane	73	U	330	73	ug/Kg	☼	02/24/16 11:47	03/02/16 18:37	40
1,2-Dichloroethane	73	U	330	73	ug/Kg	☼	02/24/16 11:47	03/02/16 18:37	40
cis-1,2-Dichloroethene	93	U	330	93	ug/Kg	☼	02/24/16 11:47	03/02/16 18:37	40
trans-1,2-Dichloroethene	42	U	330	42	ug/Kg	☼	02/24/16 11:47	03/02/16 18:37	40
1,2-Dichloroethene, Total	42	U	670	42	ug/Kg	☼	02/24/16 11:47	03/02/16 18:37	40
1,1-Dichloroethene	100	U	330	100	ug/Kg	☼	02/24/16 11:47	03/02/16 18:37	40
1,2-Dichloropropane	57	U	330	57	ug/Kg	☼	02/24/16 11:47	03/02/16 18:37	40
1,3-Dichloropropane	120	U	330	120	ug/Kg	☼	02/24/16 11:47	03/02/16 18:37	40
2,2-Dichloropropane	73	U	330	73	ug/Kg	☼	02/24/16 11:47	03/02/16 18:37	40
1,1-Dichloropropene	63	U	330	63	ug/Kg	☼	02/24/16 11:47	03/02/16 18:37	40
cis-1,3-Dichloropropene	55	U	330	55	ug/Kg	☼	02/24/16 11:47	03/02/16 18:37	40
trans-1,3-Dichloropropene	58	U	330	58	ug/Kg	☼	02/24/16 11:47	03/02/16 18:37	40
Ethylbenzene	87	U	330	87	ug/Kg	☼	02/24/16 11:47	03/02/16 18:37	40
2-Hexanone	220	U	1700	220	ug/Kg	☼	02/24/16 11:47	03/02/16 18:37	40
Isopropylbenzene	130	U	330	130	ug/Kg	☼	02/24/16 11:47	03/02/16 18:37	40
p-Isopropyltoluene	150	U *	330	150	ug/Kg	☼	02/24/16 11:47	03/02/16 18:37	40
Methylene Chloride	65	U	330	65	ug/Kg	☼	02/24/16 11:47	03/02/16 18:37	40
4-Methyl-2-pentanone	280	U	1700	280	ug/Kg	☼	02/24/16 11:47	03/02/16 18:37	40
Methyl tert-butyl ether	67	U	330	67	ug/Kg	☼	02/24/16 11:47	03/02/16 18:37	40
N-Propylbenzene	180	U	330	180	ug/Kg	☼	02/24/16 11:47	03/02/16 18:37	40
Styrene	62	U	330	62	ug/Kg	☼	02/24/16 11:47	03/02/16 18:37	40
1,1,1,2-Tetrachloroethane	160	U	330	160	ug/Kg	☼	02/24/16 11:47	03/02/16 18:37	40

Client Sample Results

Client: Weston Solutions, Inc.
Project/Site: DAS R34842

TestAmerica Job ID: 680-122192-1
SDG: 680122192

Client Sample ID: C0AA8

Date Collected: 02/23/16 09:45
Date Received: 02/24/16 09:29

Lab Sample ID: 680-122192-3

Matrix: Solid
Percent Solids: 88.7

Method: 8260B - Volatile Organic Compounds (GC/MS) (Continued)

Analyte	Result	Qualifier	RL	MDL	Unit	D	Prepared	Analyzed	Dil Fac
1,1,2,2-Tetrachloroethane	110	U	330	110	ug/Kg	☼	02/24/16 11:47	03/02/16 18:37	40
Tetrachloroethene	130	U	330	130	ug/Kg	☼	02/24/16 11:47	03/02/16 18:37	40
Toluene	56	U	330	56	ug/Kg	☼	02/24/16 11:47	03/02/16 18:37	40
1,2,3-Trichlorobenzene	110	U *	330	110	ug/Kg	☼	02/24/16 11:47	03/02/16 18:37	40
1,2,4-Trichlorobenzene	59	U *	330	59	ug/Kg	☼	02/24/16 11:47	03/02/16 18:37	40
1,1,1-Trichloroethane	39	U	330	39	ug/Kg	☼	02/24/16 11:47	03/02/16 18:37	40
1,1,2-Trichloroethane	87	U	330	87	ug/Kg	☼	02/24/16 11:47	03/02/16 18:37	40
Trichloroethene	87	U	330	87	ug/Kg	☼	02/24/16 11:47	03/02/16 18:37	40
Trichlorofluoromethane	80	U	330	80	ug/Kg	☼	02/24/16 11:47	03/02/16 18:37	40
1,2,3-Trichloropropane	160	U	330	160	ug/Kg	☼	02/24/16 11:47	03/02/16 18:37	40
1,1,2-Trichloro-1,2,2-trifluoroethane	87	U	330	87	ug/Kg	☼	02/24/16 11:47	03/02/16 18:37	40
1,2,4-Trimethylbenzene	**120**	**J**	330	93	ug/Kg	☼	02/24/16 11:47	03/02/16 18:37	40
1,3,5-Trimethylbenzene	110	U	330	110	ug/Kg	☼	02/24/16 11:47	03/02/16 18:37	40
Vinyl acetate	170	U	670	170	ug/Kg	☼	02/24/16 11:47	03/02/16 18:37	40
Vinyl chloride	100	U	330	100	ug/Kg	☼	02/24/16 11:47	03/02/16 18:37	40
o-Xylene	73	U	330	73	ug/Kg	☼	02/24/16 11:47	03/02/16 18:37	40
m-Xylene & p-Xylene	170	U	330	170	ug/Kg	☼	02/24/16 11:47	03/02/16 18:37	40
Xylenes, Total	73	U	670	73	ug/Kg	☼	02/24/16 11:47	03/02/16 18:37	40
Cyclohexane	87	U	330	87	ug/Kg	☼	02/24/16 11:47	03/02/16 18:37	40
Methylcyclohexane	**110**	**J**	330	57	ug/Kg	☼	02/24/16 11:47	03/02/16 18:37	40
Methyl acetate	330	U	1700	330	ug/Kg	☼	02/24/16 11:47	03/02/16 18:37	40

Surrogate	*%Recovery*	*Qualifier*	*Limits*	*Prepared*	*Analyzed*	*Dil Fac*
Toluene-d8 (Surr)	*102*		*70 - 130*	*02/24/16 11:47*	*03/02/16 18:37*	*40*
1,2-Dichloroethane-d4 (Surr)	*92*		*70 - 130*	*02/24/16 11:47*	*03/02/16 18:37*	*40*
Dibromofluoromethane (Surr)	*93*		*70 - 130*	*02/24/16 11:47*	*03/02/16 18:37*	*40*
4-Bromofluorobenzene (Surr)	*156*	*X **	*70 - 130*	*02/24/16 11:47*	*03/02/16 18:37*	*40*

Client Sample Results

Client: Weston Solutions, Inc.
Project/Site: DAS R34842

TestAmerica Job ID: 680-122192-1
SDG: 680122192

Client Sample ID: C0AA9

Date Collected: 02/23/16 09:55
Date Received: 02/24/16 09:29

Lab Sample ID: 680-122192-4

Matrix: Solid
Percent Solids: 82.8

Method: 8260B - Volatile Organic Compounds (GC/MS)

Analyte	Result	Qualifier	RL	MDL	Unit	D	Prepared	Analyzed	Dil Fac
Acetone	13	J	49	11	ug/Kg	☼	02/24/16 11:47	02/25/16 15:19	1
Benzene	0.71	U	4.9	0.71	ug/Kg	☼	02/24/16 11:47	02/25/16 15:19	1
Bromobenzene	1.7	U	4.9	1.7	ug/Kg	☼	02/24/16 11:47	02/25/16 15:19	1
Bromochloromethane	3.2	U	4.9	3.2	ug/Kg	☼	02/24/16 11:47	02/25/16 15:19	1
Bromodichloromethane	0.94	U	4.9	0.94	ug/Kg	☼	02/24/16 11:47	02/25/16 15:19	1
Bromoform	1.5	U	4.9	1.5	ug/Kg	☼	02/24/16 11:47	02/25/16 15:19	1
Bromomethane	1.5	U	4.9	1.5	ug/Kg	☼	02/24/16 11:47	02/25/16 15:19	1
2-Butanone (MEK)	2.3	U	24	2.3	ug/Kg	☼	02/24/16 11:47	02/25/16 15:19	1
n-Butylbenzene	2.3	U	4.9	2.3	ug/Kg	☼	02/24/16 11:47	02/25/16 15:19	1
sec-Butylbenzene	2.0	U	4.9	2.0	ug/Kg	☼	02/24/16 11:47	02/25/16 15:19	1
tert-Butylbenzene	1.8	U	4.9	1.8	ug/Kg	☼	02/24/16 11:47	02/25/16 15:19	1
Carbon disulfide	1.1	U	4.9	1.1	ug/Kg	☼	02/24/16 11:47	02/25/16 15:19	1
Carbon tetrachloride	0.81	U	4.9	0.81	ug/Kg	☼	02/24/16 11:47	02/25/16 15:19	1
Chlorobenzene	0.93	U	4.9	0.93	ug/Kg	☼	02/24/16 11:47	02/25/16 15:19	1
Chloroethane	2.6	U	4.9	2.6	ug/Kg	☼	02/24/16 11:47	02/25/16 15:19	1
Chloroform	1.1	U	4.9	1.1	ug/Kg	☼	02/24/16 11:47	02/25/16 15:19	1
Chloromethane	0.97	U	4.9	0.97	ug/Kg	☼	02/24/16 11:47	02/25/16 15:19	1
2-Chlorotoluene	1.9	U	4.9	1.9	ug/Kg	☼	02/24/16 11:47	02/25/16 15:19	1
4-Chlorotoluene	1.7	U	4.9	1.7	ug/Kg	☼	02/24/16 11:47	02/25/16 15:19	1
Dibromochloromethane	1.7	U	4.9	1.7	ug/Kg	☼	02/24/16 11:47	02/25/16 15:19	1
1,2-Dibromo-3-Chloropropane	4.3	U	9.7	4.3	ug/Kg	☼	02/24/16 11:47	02/25/16 15:19	1
1,2-Dibromoethane	1.5	U	4.9	1.5	ug/Kg	☼	02/24/16 11:47	02/25/16 15:19	1
Dibromomethane	1.7	U	4.9	1.7	ug/Kg	☼	02/24/16 11:47	02/25/16 15:19	1
1,2-Dichlorobenzene	1.3	U	4.9	1.3	ug/Kg	☼	02/24/16 11:47	02/25/16 15:19	1
1,3-Dichlorobenzene	1.6	U	4.9	1.6	ug/Kg	☼	02/24/16 11:47	02/25/16 15:19	1
1,4-Dichlorobenzene	0.72	U	4.9	0.72	ug/Kg	☼	02/24/16 11:47	02/25/16 15:19	1
Dichlorodifluoromethane	0.92	U	4.9	0.92	ug/Kg	☼	02/24/16 11:47	02/25/16 15:19	1
1,1-Dichloroethane	1.1	U	4.9	1.1	ug/Kg	☼	02/24/16 11:47	02/25/16 15:19	1
1,2-Dichloroethane	1.1	U	4.9	1.1	ug/Kg	☼	02/24/16 11:47	02/25/16 15:19	1
cis-1,2-Dichloroethene	1.4	U	4.9	1.4	ug/Kg	☼	02/24/16 11:47	02/25/16 15:19	1
trans-1,2-Dichloroethene	0.61	U	4.9	0.61	ug/Kg	☼	02/24/16 11:47	02/25/16 15:19	1
1,2-Dichloroethene, Total	0.61	U	9.7	0.61	ug/Kg	☼	02/24/16 11:47	02/25/16 15:19	1
1,1-Dichloroethene	1.5	U	4.9	1.5	ug/Kg	☼	02/24/16 11:47	02/25/16 15:19	1
1,2-Dichloropropane	0.84	U	4.9	0.84	ug/Kg	☼	02/24/16 11:47	02/25/16 15:19	1
1,3-Dichloropropane	1.8	U	4.9	1.8	ug/Kg	☼	02/24/16 11:47	02/25/16 15:19	1
2,2-Dichloropropane	1.1	U	4.9	1.1	ug/Kg	☼	02/24/16 11:47	02/25/16 15:19	1
1,1-Dichloropropene	0.92	U	4.9	0.92	ug/Kg	☼	02/24/16 11:47	02/25/16 15:19	1
cis-1,3-Dichloropropene	0.81	U	4.9	0.81	ug/Kg	☼	02/24/16 11:47	02/25/16 15:19	1
trans-1,3-Dichloropropene	0.85	U	4.9	0.85	ug/Kg	☼	02/24/16 11:47	02/25/16 15:19	1
Ethylbenzene	1.3	U	4.9	1.3	ug/Kg	☼	02/24/16 11:47	02/25/16 15:19	1
2-Hexanone	3.2	U	24	3.2	ug/Kg	☼	02/24/16 11:47	02/25/16 15:19	1
Isopropylbenzene	1.8	U	4.9	1.8	ug/Kg	☼	02/24/16 11:47	02/25/16 15:19	1
p-Isopropyltoluene	2.1	U	4.9	2.1	ug/Kg	☼	02/24/16 11:47	02/25/16 15:19	1
Methylene Chloride	0.95	U	4.9	0.95	ug/Kg	☼	02/24/16 11:47	02/25/16 15:19	1
4-Methyl-2-pentanone	4.1	U	24	4.1	ug/Kg	☼	02/24/16 11:47	02/25/16 15:19	1
Methyl tert-butyl ether	0.97	U	4.9	0.97	ug/Kg	☼	02/24/16 11:47	02/25/16 15:19	1
N-Propylbenzene	2.6	U	4.9	2.6	ug/Kg	☼	02/24/16 11:47	02/25/16 15:19	1
Styrene	0.91	U	4.9	0.91	ug/Kg	☼	02/24/16 11:47	02/25/16 15:19	1
1,1,1,2-Tetrachloroethane	2.3	U	4.9	2.3	ug/Kg	☼	02/24/16 11:47	02/25/16 15:19	1

Client Sample Results

Client: Weston Solutions, Inc.
Project/Site: DAS R34842

TestAmerica Job ID: 680-122192-1
SDG: 680122192

Client Sample ID: C0AA9

Date Collected: 02/23/16 09:55
Date Received: 02/24/16 09:29

Lab Sample ID: 680-122192-4

Matrix: Solid
Percent Solids: 82.8

Method: 8260B - Volatile Organic Compounds (GC/MS) (Continued)

Analyte	Result	Qualifier	RL	MDL	Unit	D	Prepared	Analyzed	Dil Fac
1,1,2,2-Tetrachloroethane	1.6	U	4.9	1.6	ug/Kg	☼	02/24/16 11:47	02/25/16 15:19	1
Tetrachloroethene	1.8	U	4.9	1.8	ug/Kg	☼	02/24/16 11:47	02/25/16 15:19	1
Toluene	0.82	U	4.9	0.82	ug/Kg	☼	02/24/16 11:47	02/25/16 15:19	1
1,2,3-Trichlorobenzene	1.6	U	4.9	1.6	ug/Kg	☼	02/24/16 11:47	02/25/16 15:19	1
1,2,4-Trichlorobenzene	0.87	U	4.9	0.87	ug/Kg	☼	02/24/16 11:47	02/25/16 15:19	1
1,1,1-Trichloroethane	0.57	U	4.9	0.57	ug/Kg	☼	02/24/16 11:47	02/25/16 15:19	1
1,1,2-Trichloroethane	1.3	U	4.9	1.3	ug/Kg	☼	02/24/16 11:47	02/25/16 15:19	1
Trichloroethene	1.3	U	4.9	1.3	ug/Kg	☼	02/24/16 11:47	02/25/16 15:19	1
Trichlorofluoromethane	1.2	U	4.9	1.2	ug/Kg	☼	02/24/16 11:47	02/25/16 15:19	1
1,2,3-Trichloropropane	2.3	U	4.9	2.3	ug/Kg	☼	02/24/16 11:47	02/25/16 15:19	1
1,1,2-Trichloro-1,2,2-trifluoroethane	1.3	U	4.9	1.3	ug/Kg	☼	02/24/16 11:47	02/25/16 15:19	1
1,2,4-Trimethylbenzene	1.4	U	4.9	1.4	ug/Kg	☼	02/24/16 11:47	02/25/16 15:19	1
1,3,5-Trimethylbenzene	1.7	U	4.9	1.7	ug/Kg	☼	02/24/16 11:47	02/25/16 15:19	1
Vinyl acetate	2.4	U	9.7	2.4	ug/Kg	☼	02/24/16 11:47	02/25/16 15:19	1
Vinyl chloride	1.5	U	4.9	1.5	ug/Kg	☼	02/24/16 11:47	02/25/16 15:19	1
o-Xylene	1.1	U	4.9	1.1	ug/Kg	☼	02/24/16 11:47	02/25/16 15:19	1
m-Xylene & p-Xylene	2.5	U	4.9	2.5	ug/Kg	☼	02/24/16 11:47	02/25/16 15:19	1
Xylenes, Total	1.1	U	9.7	1.1	ug/Kg	☼	02/24/16 11:47	02/25/16 15:19	1
Cyclohexane	1.3	U	4.9	1.3	ug/Kg	☼	02/24/16 11:47	02/25/16 15:19	1
Methylcyclohexane	0.84	U	4.9	0.84	ug/Kg	☼	02/24/16 11:47	02/25/16 15:19	1
Methyl acetate	4.9	U	24	4.9	ug/Kg	☼	02/24/16 11:47	02/25/16 15:19	1

Surrogate	*%Recovery*	*Qualifier*	*Limits*	*Prepared*	*Analyzed*	*Dil Fac*
Toluene-d8 (Surr)	*88*		*70 - 130*	*02/24/16 11:47*	*02/25/16 15:19*	*1*
1,2-Dichloroethane-d4 (Surr)	*92*		*70 - 130*	*02/24/16 11:47*	*02/25/16 15:19*	*1*
Dibromofluoromethane (Surr)	*91*		*70 - 130*	*02/24/16 11:47*	*02/25/16 15:19*	*1*
4-Bromofluorobenzene (Surr)	*96*		*70 - 130*	*02/24/16 11:47*	*02/25/16 15:19*	*1*

Client Sample Results

Client: Weston Solutions, Inc.
Project/Site: DAS R34842

TestAmerica Job ID: 680-122192-1
SDG: 680122192

Client Sample ID: C0AB0

Date Collected: 02/23/16 10:10
Date Received: 02/24/16 09:29

Lab Sample ID: 680-122192-5

Matrix: Solid
Percent Solids: 90.7

Method: 8260B - Volatile Organic Compounds (GC/MS)

Analyte	Result	Qualifier	RL	MDL	Unit	D	Prepared	Analyzed	Dil Fac
Acetone	11	U	51	11	ug/Kg	☼	02/24/16 11:47	02/28/16 14:10	1
Benzene	0.74	U	5.1	0.74	ug/Kg	☼	02/24/16 11:47	02/28/16 14:10	1
Bromobenzene	1.7	U	5.1	1.7	ug/Kg	☼	02/24/16 11:47	02/28/16 14:10	1
Bromochloromethane	3.4	U	5.1	3.4	ug/Kg	☼	02/24/16 11:47	02/28/16 14:10	1
Bromodichloromethane	0.99	U	5.1	0.99	ug/Kg	☼	02/24/16 11:47	02/28/16 14:10	1
Bromoform	1.5	U	5.1	1.5	ug/Kg	☼	02/24/16 11:47	02/28/16 14:10	1
Bromomethane	1.5	U	5.1	1.5	ug/Kg	☼	02/24/16 11:47	02/28/16 14:10	1
2-Butanone (MEK)	2.4	U	26	2.4	ug/Kg	☼	02/24/16 11:47	02/28/16 14:10	1
n-Butylbenzene	2.4	U	5.1	2.4	ug/Kg	☼	02/24/16 11:47	02/28/16 14:10	1
sec-Butylbenzene	2.1	U	5.1	2.1	ug/Kg	☼	02/24/16 11:47	02/28/16 14:10	1
tert-Butylbenzene	1.8	U	5.1	1.8	ug/Kg	☼	02/24/16 11:47	02/28/16 14:10	1
Carbon disulfide	1.1	U	5.1	1.1	ug/Kg	☼	02/24/16 11:47	02/28/16 14:10	1
Carbon tetrachloride	0.85	U	5.1	0.85	ug/Kg	☼	02/24/16 11:47	02/28/16 14:10	1
Chlorobenzene	0.98	U	5.1	0.98	ug/Kg	☼	02/24/16 11:47	02/28/16 14:10	1
Chloroethane	2.8	U	5.1	2.8	ug/Kg	☼	02/24/16 11:47	02/28/16 14:10	1
Chloroform	1.1	U	5.1	1.1	ug/Kg	☼	02/24/16 11:47	02/28/16 14:10	1
Chloromethane	1.0	U	5.1	1.0	ug/Kg	☼	02/24/16 11:47	02/28/16 14:10	1
2-Chlorotoluene	2.0	U	5.1	2.0	ug/Kg	☼	02/24/16 11:47	02/28/16 14:10	1
4-Chlorotoluene	1.7	U	5.1	1.7	ug/Kg	☼	02/24/16 11:47	02/28/16 14:10	1
Dibromochloromethane	1.7	U	5.1	1.7	ug/Kg	☼	02/24/16 11:47	02/28/16 14:10	1
1,2-Dibromo-3-Chloropropane	4.5	U	10	4.5	ug/Kg	☼	02/24/16 11:47	02/28/16 14:10	1
1,2-Dibromoethane	1.5	U	5.1	1.5	ug/Kg	☼	02/24/16 11:47	02/28/16 14:10	1
Dibromomethane	1.7	U	5.1	1.7	ug/Kg	☼	02/24/16 11:47	02/28/16 14:10	1
1,2-Dichlorobenzene	1.3	U	5.1	1.3	ug/Kg	☼	02/24/16 11:47	02/28/16 14:10	1
1,3-Dichlorobenzene	1.6	U	5.1	1.6	ug/Kg	☼	02/24/16 11:47	02/28/16 14:10	1
1,4-Dichlorobenzene	0.76	U	5.1	0.76	ug/Kg	☼	02/24/16 11:47	02/28/16 14:10	1
Dichlorodifluoromethane	0.96	U	5.1	0.96	ug/Kg	☼	02/24/16 11:47	02/28/16 14:10	1
1,1-Dichloroethane	1.1	U	5.1	1.1	ug/Kg	☼	02/24/16 11:47	02/28/16 14:10	1
1,2-Dichloroethane	1.1	U	5.1	1.1	ug/Kg	☼	02/24/16 11:47	02/28/16 14:10	1
cis-1,2-Dichloroethene	1.4	U	5.1	1.4	ug/Kg	☼	02/24/16 11:47	02/28/16 14:10	1
trans-1,2-Dichloroethene	0.64	U	5.1	0.64	ug/Kg	☼	02/24/16 11:47	02/28/16 14:10	1
1,2-Dichloroethene, Total	0.64	U	10	0.64	ug/Kg	☼	02/24/16 11:47	02/28/16 14:10	1
1,1-Dichloroethene	1.5	U	5.1	1.5	ug/Kg	☼	02/24/16 11:47	02/28/16 14:10	1
1,2-Dichloropropane	0.88	U	5.1	0.88	ug/Kg	☼	02/24/16 11:47	02/28/16 14:10	1
1,3-Dichloropropane	1.8	U	5.1	1.8	ug/Kg	☼	02/24/16 11:47	02/28/16 14:10	1
2,2-Dichloropropane	1.1	U	5.1	1.1	ug/Kg	☼	02/24/16 11:47	02/28/16 14:10	1
1,1-Dichloropropene	0.97	U	5.1	0.97	ug/Kg	☼	02/24/16 11:47	02/28/16 14:10	1
cis-1,3-Dichloropropene	0.85	U	5.1	0.85	ug/Kg	☼	02/24/16 11:47	02/28/16 14:10	1
trans-1,3-Dichloropropene	0.89	U	5.1	0.89	ug/Kg	☼	02/24/16 11:47	02/28/16 14:10	1
Ethylbenzene	1.3	U	5.1	1.3	ug/Kg	☼	02/24/16 11:47	02/28/16 14:10	1
2-Hexanone	3.4	U	26	3.4	ug/Kg	☼	02/24/16 11:47	02/28/16 14:10	1
Isopropylbenzene	1.9	U	5.1	1.9	ug/Kg	☼	02/24/16 11:47	02/28/16 14:10	1
p-Isopropyltoluene	2.2	U	5.1	2.2	ug/Kg	☼	02/24/16 11:47	02/28/16 14:10	1
Methylene Chloride	1.0	U	5.1	1.0	ug/Kg	☼	02/24/16 11:47	02/28/16 14:10	1
4-Methyl-2-pentanone	4.3	U	26	4.3	ug/Kg	☼	02/24/16 11:47	02/28/16 14:10	1
Methyl tert-butyl ether	1.0	U	5.1	1.0	ug/Kg	☼	02/24/16 11:47	02/28/16 14:10	1
N-Propylbenzene	2.8	U	5.1	2.8	ug/Kg	☼	02/24/16 11:47	02/28/16 14:10	1
Styrene	0.95	U	5.1	0.95	ug/Kg	☼	02/24/16 11:47	02/28/16 14:10	1
1,1,1,2-Tetrachloroethane	2.4	U	5.1	2.4	ug/Kg	☼	02/24/16 11:47	02/28/16 14:10	1

Client Sample Results

Client: Weston Solutions, Inc.
Project/Site: DAS R34842

TestAmerica Job ID: 680-122192-1
SDG: 680122192

Client Sample ID: C0AB0

Date Collected: 02/23/16 10:10
Date Received: 02/24/16 09:29

Lab Sample ID: 680-122192-5

Matrix: Solid
Percent Solids: 90.7

Method: 8260B - Volatile Organic Compounds (GC/MS) (Continued)

Analyte	Result	Qualifier	RL	MDL	Unit	D	Prepared	Analyzed	Dil Fac
1,1,2,2-Tetrachloroethane	1.6	U	5.1	1.6	ug/Kg	☼	02/24/16 11:47	02/28/16 14:10	1
Tetrachloroethene	1.9	U	5.1	1.9	ug/Kg	☼	02/24/16 11:47	02/28/16 14:10	1
Toluene	0.86	U	5.1	0.86	ug/Kg	☼	02/24/16 11:47	02/28/16 14:10	1
1,2,3-Trichlorobenzene	1.6	U	5.1	1.6	ug/Kg	☼	02/24/16 11:47	02/28/16 14:10	1
1,2,4-Trichlorobenzene	0.91	U	5.1	0.91	ug/Kg	☼	02/24/16 11:47	02/28/16 14:10	1
1,1,1-Trichloroethane	0.60	U	5.1	0.60	ug/Kg	☼	02/24/16 11:47	02/28/16 14:10	1
1,1,2-Trichloroethane	1.3	U	5.1	1.3	ug/Kg	☼	02/24/16 11:47	02/28/16 14:10	1
Trichloroethene	1.3	U	5.1	1.3	ug/Kg	☼	02/24/16 11:47	02/28/16 14:10	1
Trichlorofluoromethane	1.2	U	5.1	1.2	ug/Kg	☼	02/24/16 11:47	02/28/16 14:10	1
1,2,3-Trichloropropane	2.4	U	5.1	2.4	ug/Kg	☼	02/24/16 11:47	02/28/16 14:10	1
1,1,2-Trichloro-1,2,2-trifluoroethane	1.3	U	5.1	1.3	ug/Kg	☼	02/24/16 11:47	02/28/16 14:10	1
1,2,4-Trimethylbenzene	1.4	U	5.1	1.4	ug/Kg	☼	02/24/16 11:47	02/28/16 14:10	1
1,3,5-Trimethylbenzene	1.7	U	5.1	1.7	ug/Kg	☼	02/24/16 11:47	02/28/16 14:10	1
Vinyl acetate	2.6	U	10	2.6	ug/Kg	☼	02/24/16 11:47	02/28/16 14:10	1
Vinyl chloride	1.5	U	5.1	1.5	ug/Kg	☼	02/24/16 11:47	02/28/16 14:10	1
o-Xylene	1.1	U	5.1	1.1	ug/Kg	☼	02/24/16 11:47	02/28/16 14:10	1
m-Xylene & p-Xylene	2.7	U	5.1	2.7	ug/Kg	☼	02/24/16 11:47	02/28/16 14:10	1
Xylenes, Total	1.1	U	10	1.1	ug/Kg	☼	02/24/16 11:47	02/28/16 14:10	1
Cyclohexane	1.3	U	5.1	1.3	ug/Kg	☼	02/24/16 11:47	02/28/16 14:10	1
Methylcyclohexane	0.88	U	5.1	0.88	ug/Kg	☼	02/24/16 11:47	02/28/16 14:10	1
Methyl acetate	5.1	U	26	5.1	ug/Kg	☼	02/24/16 11:47	02/28/16 14:10	1

Surrogate	*%Recovery*	*Qualifier*	*Limits*	*Prepared*	*Analyzed*	*Dil Fac*
Toluene-d8 (Surr)	*89*		*70 - 130*	*02/24/16 11:47*	*02/28/16 14:10*	*1*
1,2-Dichloroethane-d4 (Surr)	*88*		*70 - 130*	*02/24/16 11:47*	*02/28/16 14:10*	*1*
Dibromofluoromethane (Surr)	*92*		*70 - 130*	*02/24/16 11:47*	*02/28/16 14:10*	*1*
4-Bromofluorobenzene (Surr)	*99*		*70 - 130*	*02/24/16 11:47*	*02/28/16 14:10*	*1*

Client Sample Results

Client: Weston Solutions, Inc.
Project/Site: DAS R34842

TestAmerica Job ID: 680-122192-1
SDG: 680122192

Client Sample ID: C0AB1

Date Collected: 02/23/16 10:30
Date Received: 02/24/16 09:29

Lab Sample ID: 680-122192-6

Matrix: Solid
Percent Solids: 79.8

Method: 8260B - Volatile Organic Compounds (GC/MS)

Analyte	Result	Qualifier	RL	MDL	Unit	D	Prepared	Analyzed	Dil Fac
Acetone	11	U	50	11	ug/Kg	☼	02/24/16 11:47	02/25/16 16:08	1
Benzene	0.73	U	5.0	0.73	ug/Kg	☼	02/24/16 11:47	02/25/16 16:08	1
Bromobenzene	1.7	U	5.0	1.7	ug/Kg	☼	02/24/16 11:47	02/25/16 16:08	1
Bromochloromethane	3.3	U	5.0	3.3	ug/Kg	☼	02/24/16 11:47	02/25/16 16:08	1
Bromodichloromethane	0.96	U	5.0	0.96	ug/Kg	☼	02/24/16 11:47	02/25/16 16:08	1
Bromoform	1.5	U	5.0	1.5	ug/Kg	☼	02/24/16 11:47	02/25/16 16:08	1
Bromomethane	1.5	U	5.0	1.5	ug/Kg	☼	02/24/16 11:47	02/25/16 16:08	1
2-Butanone (MEK)	2.4	U	25	2.4	ug/Kg	☼	02/24/16 11:47	02/25/16 16:08	1
n-Butylbenzene	2.4	U	5.0	2.4	ug/Kg	☼	02/24/16 11:47	02/25/16 16:08	1
sec-Butylbenzene	2.1	U	5.0	2.1	ug/Kg	☼	02/24/16 11:47	02/25/16 16:08	1
tert-Butylbenzene	1.8	U	5.0	1.8	ug/Kg	☼	02/24/16 11:47	02/25/16 16:08	1
Carbon disulfide	1.1	U	5.0	1.1	ug/Kg	☼	02/24/16 11:47	02/25/16 16:08	1
Carbon tetrachloride	0.83	U	5.0	0.83	ug/Kg	☼	02/24/16 11:47	02/25/16 16:08	1
Chlorobenzene	0.95	U	5.0	0.95	ug/Kg	☼	02/24/16 11:47	02/25/16 16:08	1
Chloroethane	2.7	U	5.0	2.7	ug/Kg	☼	02/24/16 11:47	02/25/16 16:08	1
Chloroform	1.1	U	5.0	1.1	ug/Kg	☼	02/24/16 11:47	02/25/16 16:08	1
Chloromethane	0.99	U	5.0	0.99	ug/Kg	☼	02/24/16 11:47	02/25/16 16:08	1
2-Chlorotoluene	2.0	U	5.0	2.0	ug/Kg	☼	02/24/16 11:47	02/25/16 16:08	1
4-Chlorotoluene	1.7	U	5.0	1.7	ug/Kg	☼	02/24/16 11:47	02/25/16 16:08	1
Dibromochloromethane	1.7	U	5.0	1.7	ug/Kg	☼	02/24/16 11:47	02/25/16 16:08	1
1,2-Dibromo-3-Chloropropane	4.4	U	9.9	4.4	ug/Kg	☼	02/24/16 11:47	02/25/16 16:08	1
1,2-Dibromoethane	1.5	U	5.0	1.5	ug/Kg	☼	02/24/16 11:47	02/25/16 16:08	1
Dibromomethane	1.7	U	5.0	1.7	ug/Kg	☼	02/24/16 11:47	02/25/16 16:08	1
1,2-Dichlorobenzene	1.3	U	5.0	1.3	ug/Kg	☼	02/24/16 11:47	02/25/16 16:08	1
1,3-Dichlorobenzene	1.6	U	5.0	1.6	ug/Kg	☼	02/24/16 11:47	02/25/16 16:08	1
1,4-Dichlorobenzene	0.74	U	5.0	0.74	ug/Kg	☼	02/24/16 11:47	02/25/16 16:08	1
Dichlorodifluoromethane	0.93	U	5.0	0.93	ug/Kg	☼	02/24/16 11:47	02/25/16 16:08	1
1,1-Dichloroethane	1.1	U	5.0	1.1	ug/Kg	☼	02/24/16 11:47	02/25/16 16:08	1
1,2-Dichloroethane	1.1	U	5.0	1.1	ug/Kg	☼	02/24/16 11:47	02/25/16 16:08	1
cis-1,2-Dichloroethene	1.4	U	5.0	1.4	ug/Kg	☼	02/24/16 11:47	02/25/16 16:08	1
trans-1,2-Dichloroethene	0.63	U	5.0	0.63	ug/Kg	☼	02/24/16 11:47	02/25/16 16:08	1
1,2-Dichloroethene, Total	0.63	U	9.9	0.63	ug/Kg	☼	02/24/16 11:47	02/25/16 16:08	1
1,1-Dichloroethene	1.5	U	5.0	1.5	ug/Kg	☼	02/24/16 11:47	02/25/16 16:08	1
1,2-Dichloropropane	0.86	U	5.0	0.86	ug/Kg	☼	02/24/16 11:47	02/25/16 16:08	1
1,3-Dichloropropane	1.8	U	5.0	1.8	ug/Kg	☼	02/24/16 11:47	02/25/16 16:08	1
2,2-Dichloropropane	1.1	U	5.0	1.1	ug/Kg	☼	02/24/16 11:47	02/25/16 16:08	1
1,1-Dichloropropene	0.94	U	5.0	0.94	ug/Kg	☼	02/24/16 11:47	02/25/16 16:08	1
cis-1,3-Dichloropropene	0.83	U	5.0	0.83	ug/Kg	☼	02/24/16 11:47	02/25/16 16:08	1
trans-1,3-Dichloropropene	0.87	U	5.0	0.87	ug/Kg	☼	02/24/16 11:47	02/25/16 16:08	1
Ethylbenzene	1.3	U	5.0	1.3	ug/Kg	☼	02/24/16 11:47	02/25/16 16:08	1
2-Hexanone	3.3	U	25	3.3	ug/Kg	☼	02/24/16 11:47	02/25/16 16:08	1
Isopropylbenzene	1.9	U	5.0	1.9	ug/Kg	☼	02/24/16 11:47	02/25/16 16:08	1
p-Isopropyltoluene	2.2	U	5.0	2.2	ug/Kg	☼	02/24/16 11:47	02/25/16 16:08	1
Methylene Chloride	0.97	U	5.0	0.97	ug/Kg	☼	02/24/16 11:47	02/25/16 16:08	1
4-Methyl-2-pentanone	4.2	U	25	4.2	ug/Kg	☼	02/24/16 11:47	02/25/16 16:08	1
Methyl tert-butyl ether	0.99	U	5.0	0.99	ug/Kg	☼	02/24/16 11:47	02/25/16 16:08	1
N-Propylbenzene	2.7	U	5.0	2.7	ug/Kg	☼	02/24/16 11:47	02/25/16 16:08	1
Styrene	0.92	U	5.0	0.92	ug/Kg	☼	02/24/16 11:47	02/25/16 16:08	1
1,1,1,2-Tetrachloroethane	2.4	U	5.0	2.4	ug/Kg	☼	02/24/16 11:47	02/25/16 16:08	1

Client Sample Results

Client: Weston Solutions, Inc.
Project/Site: DAS R34842

TestAmerica Job ID: 680-122192-1
SDG: 680122192

Client Sample ID: C0AB1

Date Collected: 02/23/16 10:30
Date Received: 02/24/16 09:29

Lab Sample ID: 680-122192-6

Matrix: Solid
Percent Solids: 79.8

Method: 8260B - Volatile Organic Compounds (GC/MS) (Continued)

Analyte	Result	Qualifier	RL	MDL	Unit	D	Prepared	Analyzed	Dil Fac
1,1,2,2-Tetrachloroethane	1.6	U	5.0	1.6	ug/Kg	☼	02/24/16 11:47	02/25/16 16:08	1
Tetrachloroethene	1.9	U	5.0	1.9	ug/Kg	☼	02/24/16 11:47	02/25/16 16:08	1
Toluene	0.84	U	5.0	0.84	ug/Kg	☼	02/24/16 11:47	02/25/16 16:08	1
1,2,3-Trichlorobenzene	1.6	U	5.0	1.6	ug/Kg	☼	02/24/16 11:47	02/25/16 16:08	1
1,2,4-Trichlorobenzene	0.89	U	5.0	0.89	ug/Kg	☼	02/24/16 11:47	02/25/16 16:08	1
1,1,1-Trichloroethane	0.59	U	5.0	0.59	ug/Kg	☼	02/24/16 11:47	02/25/16 16:08	1
1,1,2-Trichloroethane	1.3	U	5.0	1.3	ug/Kg	☼	02/24/16 11:47	02/25/16 16:08	1
Trichloroethene	1.3	U	5.0	1.3	ug/Kg	☼	02/24/16 11:47	02/25/16 16:08	1
Trichlorofluoromethane	1.2	U	5.0	1.2	ug/Kg	☼	02/24/16 11:47	02/25/16 16:08	1
1,2,3-Trichloropropane	2.4	U	5.0	2.4	ug/Kg	☼	02/24/16 11:47	02/25/16 16:08	1
1,1,2-Trichloro-1,2,2-trifluoroethane	1.3	U	5.0	1.3	ug/Kg	☼	02/24/16 11:47	02/25/16 16:08	1
1,2,4-Trimethylbenzene	1.4	U	5.0	1.4	ug/Kg	☼	02/24/16 11:47	02/25/16 16:08	1
1,3,5-Trimethylbenzene	1.7	U	5.0	1.7	ug/Kg	☼	02/24/16 11:47	02/25/16 16:08	1
Vinyl acetate	2.5	U	9.9	2.5	ug/Kg	☼	02/24/16 11:47	02/25/16 16:08	1
Vinyl chloride	1.5	U	5.0	1.5	ug/Kg	☼	02/24/16 11:47	02/25/16 16:08	1
o-Xylene	1.1	U	5.0	1.1	ug/Kg	☼	02/24/16 11:47	02/25/16 16:08	1
m-Xylene & p-Xylene	2.6	U	5.0	2.6	ug/Kg	☼	02/24/16 11:47	02/25/16 16:08	1
Xylenes, Total	1.1	U	9.9	1.1	ug/Kg	☼	02/24/16 11:47	02/25/16 16:08	1
Cyclohexane	1.3	U	5.0	1.3	ug/Kg	☼	02/24/16 11:47	02/25/16 16:08	1
Methylcyclohexane	0.86	U	5.0	0.86	ug/Kg	☼	02/24/16 11:47	02/25/16 16:08	1
Methyl acetate	5.0	U	25	5.0	ug/Kg	☼	02/24/16 11:47	02/25/16 16:08	1

Surrogate	*%Recovery*	*Qualifier*	*Limits*	*Prepared*	*Analyzed*	*Dil Fac*
Toluene-d8 (Surr)	*85*		*70 - 130*	*02/24/16 11:47*	*02/25/16 16:08*	*1*
1,2-Dichloroethane-d4 (Surr)	*90*		*70 - 130*	*02/24/16 11:47*	*02/25/16 16:08*	*1*
Dibromofluoromethane (Surr)	*89*		*70 - 130*	*02/24/16 11:47*	*02/25/16 16:08*	*1*
4-Bromofluorobenzene (Surr)	*99*		*70 - 130*	*02/24/16 11:47*	*02/25/16 16:08*	*1*

Client Sample Results

Client: Weston Solutions, Inc.
Project/Site: DAS R34842

TestAmerica Job ID: 680-122192-1
SDG: 680122192

Client Sample ID: C0AB2

Date Collected: 02/23/16 11:05
Date Received: 02/24/16 09:29

Lab Sample ID: 680-122192-7

Matrix: Solid
Percent Solids: 86.7

Method: 8260B - Volatile Organic Compounds (GC/MS)

Analyte	Result	Qualifier	RL	MDL	Unit	D	Prepared	Analyzed	Dil Fac
Acetone	**38**	**J**	53	12	ug/Kg	☼	02/24/16 11:47	02/28/16 14:35	1
Benzene	0.78	U	5.3	0.78	ug/Kg	☼	02/24/16 11:47	02/28/16 14:35	1
Bromobenzene	1.8	U	5.3	1.8	ug/Kg	☼	02/24/16 11:47	02/28/16 14:35	1
Bromochloromethane	3.5	U	5.3	3.5	ug/Kg	☼	02/24/16 11:47	02/28/16 14:35	1
Bromodichloromethane	1.0	U	5.3	1.0	ug/Kg	☼	02/24/16 11:47	02/28/16 14:35	1
Bromoform	1.6	U	5.3	1.6	ug/Kg	☼	02/24/16 11:47	02/28/16 14:35	1
Bromomethane	1.6	U	5.3	1.6	ug/Kg	☼	02/24/16 11:47	02/28/16 14:35	1
2-Butanone (MEK)	2.5	U	27	2.5	ug/Kg	☼	02/24/16 11:47	02/28/16 14:35	1
n-Butylbenzene	2.5	U	5.3	2.5	ug/Kg	☼	02/24/16 11:47	02/28/16 14:35	1
sec-Butylbenzene	2.2	U	5.3	2.2	ug/Kg	☼	02/24/16 11:47	02/28/16 14:35	1
tert-Butylbenzene	1.9	U	5.3	1.9	ug/Kg	☼	02/24/16 11:47	02/28/16 14:35	1
Carbon disulfide	**12**		5.3	1.2	ug/Kg	☼	02/24/16 11:47	02/28/16 14:35	1
Carbon tetrachloride	0.88	U	5.3	0.88	ug/Kg	☼	02/24/16 11:47	02/28/16 14:35	1
Chlorobenzene	1.0	U	5.3	1.0	ug/Kg	☼	02/24/16 11:47	02/28/16 14:35	1
Chloroethane	2.9	U	5.3	2.9	ug/Kg	☼	02/24/16 11:47	02/28/16 14:35	1
Chloroform	1.2	U	5.3	1.2	ug/Kg	☼	02/24/16 11:47	02/28/16 14:35	1
Chloromethane	1.1	U	5.3	1.1	ug/Kg	☼	02/24/16 11:47	02/28/16 14:35	1
2-Chlorotoluene	2.1	U	5.3	2.1	ug/Kg	☼	02/24/16 11:47	02/28/16 14:35	1
4-Chlorotoluene	1.8	U	5.3	1.8	ug/Kg	☼	02/24/16 11:47	02/28/16 14:35	1
Dibromochloromethane	1.8	U	5.3	1.8	ug/Kg	☼	02/24/16 11:47	02/28/16 14:35	1
1,2-Dibromo-3-Chloropropane	4.7	U	11	4.7	ug/Kg	☼	02/24/16 11:47	02/28/16 14:35	1
1,2-Dibromoethane	1.6	U	5.3	1.6	ug/Kg	☼	02/24/16 11:47	02/28/16 14:35	1
Dibromomethane	1.8	U	5.3	1.8	ug/Kg	☼	02/24/16 11:47	02/28/16 14:35	1
1,2-Dichlorobenzene	1.4	U	5.3	1.4	ug/Kg	☼	02/24/16 11:47	02/28/16 14:35	1
1,3-Dichlorobenzene	1.7	U	5.3	1.7	ug/Kg	☼	02/24/16 11:47	02/28/16 14:35	1
1,4-Dichlorobenzene	0.79	U	5.3	0.79	ug/Kg	☼	02/24/16 11:47	02/28/16 14:35	1
Dichlorodifluoromethane	1.0	U	5.3	1.0	ug/Kg	☼	02/24/16 11:47	02/28/16 14:35	1
1,1-Dichloroethane	1.2	U	5.3	1.2	ug/Kg	☼	02/24/16 11:47	02/28/16 14:35	1
1,2-Dichloroethane	1.2	U	5.3	1.2	ug/Kg	☼	02/24/16 11:47	02/28/16 14:35	1
cis-1,2-Dichloroethene	1.5	U	5.3	1.5	ug/Kg	☼	02/24/16 11:47	02/28/16 14:35	1
trans-1,2-Dichloroethene	0.67	U	5.3	0.67	ug/Kg	☼	02/24/16 11:47	02/28/16 14:35	1
1,2-Dichloroethene, Total	0.67	U	11	0.67	ug/Kg	☼	02/24/16 11:47	02/28/16 14:35	1
1,1-Dichloroethene	1.6	U	5.3	1.6	ug/Kg	☼	02/24/16 11:47	02/28/16 14:35	1
1,2-Dichloropropane	0.91	U	5.3	0.91	ug/Kg	☼	02/24/16 11:47	02/28/16 14:35	1
1,3-Dichloropropane	1.9	U	5.3	1.9	ug/Kg	☼	02/24/16 11:47	02/28/16 14:35	1
2,2-Dichloropropane	1.2	U	5.3	1.2	ug/Kg	☼	02/24/16 11:47	02/28/16 14:35	1
1,1-Dichloropropene	1.0	U	5.3	1.0	ug/Kg	☼	02/24/16 11:47	02/28/16 14:35	1
cis-1,3-Dichloropropene	0.88	U	5.3	0.88	ug/Kg	☼	02/24/16 11:47	02/28/16 14:35	1
trans-1,3-Dichloropropene	0.92	U	5.3	0.92	ug/Kg	☼	02/24/16 11:47	02/28/16 14:35	1
Ethylbenzene	1.4	U	5.3	1.4	ug/Kg	☼	02/24/16 11:47	02/28/16 14:35	1
2-Hexanone	3.5	U	27	3.5	ug/Kg	☼	02/24/16 11:47	02/28/16 14:35	1
Isopropylbenzene	2.0	U	5.3	2.0	ug/Kg	☼	02/24/16 11:47	02/28/16 14:35	1
p-Isopropyltoluene	2.3	U	5.3	2.3	ug/Kg	☼	02/24/16 11:47	02/28/16 14:35	1
Methylene Chloride	1.0	U	5.3	1.0	ug/Kg	☼	02/24/16 11:47	02/28/16 14:35	1
4-Methyl-2-pentanone	4.5	U	27	4.5	ug/Kg	☼	02/24/16 11:47	02/28/16 14:35	1
Methyl tert-butyl ether	1.1	U	5.3	1.1	ug/Kg	☼	02/24/16 11:47	02/28/16 14:35	1
N-Propylbenzene	2.9	U	5.3	2.9	ug/Kg	☼	02/24/16 11:47	02/28/16 14:35	1
Styrene	0.99	U	5.3	0.99	ug/Kg	☼	02/24/16 11:47	02/28/16 14:35	1
1,1,1,2-Tetrachloroethane	2.5	U	5.3	2.5	ug/Kg	☼	02/24/16 11:47	02/28/16 14:35	1

Client Sample Results

Client: Weston Solutions, Inc.
Project/Site: DAS R34842

TestAmerica Job ID: 680-122192-1
SDG: 680122192

Client Sample ID: C0AB2

Date Collected: 02/23/16 11:05
Date Received: 02/24/16 09:29

Lab Sample ID: 680-122192-7

Matrix: Solid
Percent Solids: 86.7

Method: 8260B - Volatile Organic Compounds (GC/MS) (Continued)

Analyte	Result	Qualifier	RL	MDL	Unit	D	Prepared	Analyzed	Dil Fac
1,1,2,2-Tetrachloroethane	1.7	U	5.3	1.7	ug/Kg	☼	02/24/16 11:47	02/28/16 14:35	1
Tetrachloroethene	2.0	U	5.3	2.0	ug/Kg	☼	02/24/16 11:47	02/28/16 14:35	1
Toluene	0.89	U	5.3	0.89	ug/Kg	☼	02/24/16 11:47	02/28/16 14:35	1
1,2,3-Trichlorobenzene	1.7	U	5.3	1.7	ug/Kg	☼	02/24/16 11:47	02/28/16 14:35	1
1,2,4-Trichlorobenzene	0.95	U	5.3	0.95	ug/Kg	☼	02/24/16 11:47	02/28/16 14:35	1
1,1,1-Trichloroethane	0.63	U	5.3	0.63	ug/Kg	☼	02/24/16 11:47	02/28/16 14:35	1
1,1,2-Trichloroethane	1.4	U	5.3	1.4	ug/Kg	☼	02/24/16 11:47	02/28/16 14:35	1
Trichloroethene	1.4	U	5.3	1.4	ug/Kg	☼	02/24/16 11:47	02/28/16 14:35	1
Trichlorofluoromethane	1.3	U	5.3	1.3	ug/Kg	☼	02/24/16 11:47	02/28/16 14:35	1
1,2,3-Trichloropropane	2.5	U	5.3	2.5	ug/Kg	☼	02/24/16 11:47	02/28/16 14:35	1
1,1,2-Trichloro-1,2,2-trifluoroethane	1.4	U	5.3	1.4	ug/Kg	☼	02/24/16 11:47	02/28/16 14:35	1
1,2,4-Trimethylbenzene	1.5	U	5.3	1.5	ug/Kg	☼	02/24/16 11:47	02/28/16 14:35	1
1,3,5-Trimethylbenzene	1.8	U	5.3	1.8	ug/Kg	☼	02/24/16 11:47	02/28/16 14:35	1
Vinyl acetate	2.7	U	11	2.7	ug/Kg	☼	02/24/16 11:47	02/28/16 14:35	1
Vinyl chloride	1.6	U	5.3	1.6	ug/Kg	☼	02/24/16 11:47	02/28/16 14:35	1
o-Xylene	1.2	U	5.3	1.2	ug/Kg	☼	02/24/16 11:47	02/28/16 14:35	1
m-Xylene & p-Xylene	2.8	U	5.3	2.8	ug/Kg	☼	02/24/16 11:47	02/28/16 14:35	1
Xylenes, Total	1.2	U	11	1.2	ug/Kg	☼	02/24/16 11:47	02/28/16 14:35	1
Cyclohexane	1.4	U	5.3	1.4	ug/Kg	☼	02/24/16 11:47	02/28/16 14:35	1
Methylcyclohexane	0.91	U	5.3	0.91	ug/Kg	☼	02/24/16 11:47	02/28/16 14:35	1
Methyl acetate	5.3	U	27	5.3	ug/Kg	☼	02/24/16 11:47	02/28/16 14:35	1

Surrogate	*%Recovery*	*Qualifier*	*Limits*	*Prepared*	*Analyzed*	*Dil Fac*
Toluene-d8 (Surr)	*85*		*70 - 130*	*02/24/16 11:47*	*02/28/16 14:35*	*1*
1,2-Dichloroethane-d4 (Surr)	*81*		*70 - 130*	*02/24/16 11:47*	*02/28/16 14:35*	*1*
Dibromofluoromethane (Surr)	*5*	*X*	*70 - 130*	*02/24/16 11:47*	*02/28/16 14:35*	*1*
4-Bromofluorobenzene (Surr)	*107*		*70 - 130*	*02/24/16 11:47*	*02/28/16 14:35*	*1*

Client Sample Results

Client: Weston Solutions, Inc.
Project/Site: DAS R34842

TestAmerica Job ID: 680-122192-1
SDG: 680122192

Client Sample ID: C0AB3

Date Collected: 02/23/16 11:15
Date Received: 02/24/16 09:29

Lab Sample ID: 680-122192-8

Matrix: Solid
Percent Solids: 64.9

Method: 8260B - Volatile Organic Compounds (GC/MS)

Analyte	Result	Qualifier	RL	MDL	Unit	D	Prepared	Analyzed	Dil Fac
Acetone	**33**	**J**	84	18	ug/Kg	☼	02/24/16 11:47	02/25/16 16:58	1
Benzene	1.2	U	8.4	1.2	ug/Kg	☼	02/24/16 11:47	02/25/16 16:58	1
Bromobenzene	2.8	U	8.4	2.8	ug/Kg	☼	02/24/16 11:47	02/25/16 16:58	1
Bromochloromethane	5.5	U	8.4	5.5	ug/Kg	☼	02/24/16 11:47	02/25/16 16:58	1
Bromodichloromethane	1.6	U	8.4	1.6	ug/Kg	☼	02/24/16 11:47	02/25/16 16:58	1
Bromoform	2.5	U	8.4	2.5	ug/Kg	☼	02/24/16 11:47	02/25/16 16:58	1
Bromomethane	2.5	U	8.4	2.5	ug/Kg	☼	02/24/16 11:47	02/25/16 16:58	1
2-Butanone (MEK)	4.0	U	42	4.0	ug/Kg	☼	02/24/16 11:47	02/25/16 16:58	1
n-Butylbenzene	4.0	U	8.4	4.0	ug/Kg	☼	02/24/16 11:47	02/25/16 16:58	1
sec-Butylbenzene	3.5	U	8.4	3.5	ug/Kg	☼	02/24/16 11:47	02/25/16 16:58	1
tert-Butylbenzene	3.0	U	8.4	3.0	ug/Kg	☼	02/24/16 11:47	02/25/16 16:58	1
Carbon disulfide	**5.5**	**J**	8.4	1.8	ug/Kg	☼	02/24/16 11:47	02/25/16 16:58	1
Carbon tetrachloride	1.4	U	8.4	1.4	ug/Kg	☼	02/24/16 11:47	02/25/16 16:58	1
Chlorobenzene	1.6	U	8.4	1.6	ug/Kg	☼	02/24/16 11:47	02/25/16 16:58	1
Chloroethane	4.5	U	8.4	4.5	ug/Kg	☼	02/24/16 11:47	02/25/16 16:58	1
Chloroform	1.8	U	8.4	1.8	ug/Kg	☼	02/24/16 11:47	02/25/16 16:58	1
Chloromethane	1.7	U	8.4	1.7	ug/Kg	☼	02/24/16 11:47	02/25/16 16:58	1
2-Chlorotoluene	3.3	U	8.4	3.3	ug/Kg	☼	02/24/16 11:47	02/25/16 16:58	1
4-Chlorotoluene	2.8	U	8.4	2.8	ug/Kg	☼	02/24/16 11:47	02/25/16 16:58	1
Dibromochloromethane	2.8	U	8.4	2.8	ug/Kg	☼	02/24/16 11:47	02/25/16 16:58	1
1,2-Dibromo-3-Chloropropane	7.4	U	17	7.4	ug/Kg	☼	02/24/16 11:47	02/25/16 16:58	1
1,2-Dibromoethane	2.5	U	8.4	2.5	ug/Kg	☼	02/24/16 11:47	02/25/16 16:58	1
Dibromomethane	2.8	U	8.4	2.8	ug/Kg	☼	02/24/16 11:47	02/25/16 16:58	1
1,2-Dichlorobenzene	2.2	U	8.4	2.2	ug/Kg	☼	02/24/16 11:47	02/25/16 16:58	1
1,3-Dichlorobenzene	2.7	U	8.4	2.7	ug/Kg	☼	02/24/16 11:47	02/25/16 16:58	1
1,4-Dichlorobenzene	1.2	U	8.4	1.2	ug/Kg	☼	02/24/16 11:47	02/25/16 16:58	1
Dichlorodifluoromethane	1.6	U	8.4	1.6	ug/Kg	☼	02/24/16 11:47	02/25/16 16:58	1
1,1-Dichloroethane	1.8	U	8.4	1.8	ug/Kg	☼	02/24/16 11:47	02/25/16 16:58	1
1,2-Dichloroethane	1.8	U	8.4	1.8	ug/Kg	☼	02/24/16 11:47	02/25/16 16:58	1
cis-1,2-Dichloroethene	2.3	U	8.4	2.3	ug/Kg	☼	02/24/16 11:47	02/25/16 16:58	1
trans-1,2-Dichloroethene	1.1	U	8.4	1.1	ug/Kg	☼	02/24/16 11:47	02/25/16 16:58	1
1,2-Dichloroethene, Total	1.1	U	17	1.1	ug/Kg	☼	02/24/16 11:47	02/25/16 16:58	1
1,1-Dichloroethene	2.5	U	8.4	2.5	ug/Kg	☼	02/24/16 11:47	02/25/16 16:58	1
1,2-Dichloropropane	1.4	U	8.4	1.4	ug/Kg	☼	02/24/16 11:47	02/25/16 16:58	1
1,3-Dichloropropane	3.0	U	8.4	3.0	ug/Kg	☼	02/24/16 11:47	02/25/16 16:58	1
2,2-Dichloropropane	1.8	U	8.4	1.8	ug/Kg	☼	02/24/16 11:47	02/25/16 16:58	1
1,1-Dichloropropene	1.6	U	8.4	1.6	ug/Kg	☼	02/24/16 11:47	02/25/16 16:58	1
cis-1,3-Dichloropropene	1.4	U	8.4	1.4	ug/Kg	☼	02/24/16 11:47	02/25/16 16:58	1
trans-1,3-Dichloropropene	1.5	U	8.4	1.5	ug/Kg	☼	02/24/16 11:47	02/25/16 16:58	1
Ethylbenzene	2.2	U	8.4	2.2	ug/Kg	☼	02/24/16 11:47	02/25/16 16:58	1
2-Hexanone	5.5	U	42	5.5	ug/Kg	☼	02/24/16 11:47	02/25/16 16:58	1
Isopropylbenzene	3.2	U	8.4	3.2	ug/Kg	☼	02/24/16 11:47	02/25/16 16:58	1
p-Isopropyltoluene	3.7	U	8.4	3.7	ug/Kg	☼	02/24/16 11:47	02/25/16 16:58	1
Methylene Chloride	1.6	U	8.4	1.6	ug/Kg	☼	02/24/16 11:47	02/25/16 16:58	1
4-Methyl-2-pentanone	7.0	U	42	7.0	ug/Kg	☼	02/24/16 11:47	02/25/16 16:58	1
Methyl tert-butyl ether	1.7	U	8.4	1.7	ug/Kg	☼	02/24/16 11:47	02/25/16 16:58	1
N-Propylbenzene	4.5	U	8.4	4.5	ug/Kg	☼	02/24/16 11:47	02/25/16 16:58	1
Styrene	1.6	U	8.4	1.6	ug/Kg	☼	02/24/16 11:47	02/25/16 16:58	1
1,1,1,2-Tetrachloroethane	4.0	U	8.4	4.0	ug/Kg	☼	02/24/16 11:47	02/25/16 16:58	1

Client Sample Results

Client: Weston Solutions, Inc.
Project/Site: DAS R34842

TestAmerica Job ID: 680-122192-1
SDG: 680122192

Client Sample ID: C0AB3

Date Collected: 02/23/16 11:15
Date Received: 02/24/16 09:29

Lab Sample ID: 680-122192-8

Matrix: Solid
Percent Solids: 64.9

Method: 8260B - Volatile Organic Compounds (GC/MS) (Continued)

Analyte	Result	Qualifier	RL	MDL	Unit	D	Prepared	Analyzed	Dil Fac
1,1,2,2-Tetrachloroethane	2.7	U	8.4	2.7	ug/Kg	☼	02/24/16 11:47	02/25/16 16:58	1
Tetrachloroethene	3.2	U	8.4	3.2	ug/Kg	☼	02/24/16 11:47	02/25/16 16:58	1
Toluene	1.4	U	8.4	1.4	ug/Kg	☼	02/24/16 11:47	02/25/16 16:58	1
1,2,3-Trichlorobenzene	2.7	U	8.4	2.7	ug/Kg	☼	02/24/16 11:47	02/25/16 16:58	1
1,2,4-Trichlorobenzene	1.5	U	8.4	1.5	ug/Kg	☼	02/24/16 11:47	02/25/16 16:58	1
1,1,1-Trichloroethane	0.99	U	8.4	0.99	ug/Kg	☼	02/24/16 11:47	02/25/16 16:58	1
1,1,2-Trichloroethane	2.2	U	8.4	2.2	ug/Kg	☼	02/24/16 11:47	02/25/16 16:58	1
Trichloroethene	2.2	U	8.4	2.2	ug/Kg	☼	02/24/16 11:47	02/25/16 16:58	1
Trichlorofluoromethane	2.0	U	8.4	2.0	ug/Kg	☼	02/24/16 11:47	02/25/16 16:58	1
1,2,3-Trichloropropane	4.0	U	8.4	4.0	ug/Kg	☼	02/24/16 11:47	02/25/16 16:58	1
1,1,2-Trichloro-1,2,2-trifluoroethane	2.2	U	8.4	2.2	ug/Kg	☼	02/24/16 11:47	02/25/16 16:58	1
1,2,4-Trimethylbenzene	2.3	U	8.4	2.3	ug/Kg	☼	02/24/16 11:47	02/25/16 16:58	1
1,3,5-Trimethylbenzene	2.8	U	8.4	2.8	ug/Kg	☼	02/24/16 11:47	02/25/16 16:58	1
Vinyl acetate	4.2	U	17	4.2	ug/Kg	☼	02/24/16 11:47	02/25/16 16:58	1
Vinyl chloride	2.5	U	8.4	2.5	ug/Kg	☼	02/24/16 11:47	02/25/16 16:58	1
o-Xylene	1.8	U	8.4	1.8	ug/Kg	☼	02/24/16 11:47	02/25/16 16:58	1
m-Xylene & p-Xylene	4.3	U	8.4	4.3	ug/Kg	☼	02/24/16 11:47	02/25/16 16:58	1
Xylenes, Total	1.8	U	17	1.8	ug/Kg	☼	02/24/16 11:47	02/25/16 16:58	1
Cyclohexane	2.2	U	8.4	2.2	ug/Kg	☼	02/24/16 11:47	02/25/16 16:58	1
Methylcyclohexane	1.4	U	8.4	1.4	ug/Kg	☼	02/24/16 11:47	02/25/16 16:58	1
Methyl acetate	8.4	U	42	8.4	ug/Kg	☼	02/24/16 11:47	02/25/16 16:58	1

Surrogate	*%Recovery*	*Qualifier*	*Limits*	*Prepared*	*Analyzed*	*Dil Fac*
Toluene-d8 (Surr)	*85*		*70 - 130*	*02/24/16 11:47*	*02/25/16 16:58*	*1*
1,2-Dichloroethane-d4 (Surr)	*86*		*70 - 130*	*02/24/16 11:47*	*02/25/16 16:58*	*1*
Dibromofluoromethane (Surr)	*89*		*70 - 130*	*02/24/16 11:47*	*02/25/16 16:58*	*1*
4-Bromofluorobenzene (Surr)	*106*		*70 - 130*	*02/24/16 11:47*	*02/25/16 16:58*	*1*

Client Sample Results

Client: Weston Solutions, Inc.
Project/Site: DAS R34842

TestAmerica Job ID: 680-122192-1
SDG: 680122192

Client Sample ID: C0AB4

Date Collected: 02/23/16 11:30
Date Received: 02/24/16 09:29

Lab Sample ID: 680-122192-9

Matrix: Solid
Percent Solids: 90.5

Method: 8260B - Volatile Organic Compounds (GC/MS)

Analyte	Result	Qualifier	RL	MDL	Unit	D	Prepared	Analyzed	Dil Fac
Acetone	450	U	2000	450	ug/Kg	☼	02/24/16 11:47	03/02/16 19:02	40
Benzene	30	U	200	30	ug/Kg	☼	02/24/16 11:47	03/02/16 19:02	40
Bromobenzene	70	U	200	70	ug/Kg	☼	02/24/16 11:47	03/02/16 19:02	40
Bromochloromethane	140	U	200	140	ug/Kg	☼	02/24/16 11:47	03/02/16 19:02	40
Bromodichloromethane	40	U	200	40	ug/Kg	☼	02/24/16 11:47	03/02/16 19:02	40
Bromoform	61	U	200	61	ug/Kg	☼	02/24/16 11:47	03/02/16 19:02	40
Bromomethane	61	U	200	61	ug/Kg	☼	02/24/16 11:47	03/02/16 19:02	40
2-Butanone (MEK)	98	U	1000	98	ug/Kg	☼	02/24/16 11:47	03/02/16 19:02	40
n-Butylbenzene	98	U	200	98	ug/Kg	☼	02/24/16 11:47	03/02/16 19:02	40
sec-Butylbenzene	86	U	200	86	ug/Kg	☼	02/24/16 11:47	03/02/16 19:02	40
tert-Butylbenzene	74	U	200	74	ug/Kg	☼	02/24/16 11:47	03/02/16 19:02	40
Carbon disulfide	45	U	200	45	ug/Kg	☼	02/24/16 11:47	03/02/16 19:02	40
Carbon tetrachloride	34	U	200	34	ug/Kg	☼	02/24/16 11:47	03/02/16 19:02	40
Chlorobenzene	39	U	200	39	ug/Kg	☼	02/24/16 11:47	03/02/16 19:02	40
Chloroethane	110	U	200	110	ug/Kg	☼	02/24/16 11:47	03/02/16 19:02	40
Chloroform	45	U	200	45	ug/Kg	☼	02/24/16 11:47	03/02/16 19:02	40
Chloromethane	41	U	200	41	ug/Kg	☼	02/24/16 11:47	03/02/16 19:02	40
2-Chlorotoluene	82	U	200	82	ug/Kg	☼	02/24/16 11:47	03/02/16 19:02	40
4-Chlorotoluene	70	U	200	70	ug/Kg	☼	02/24/16 11:47	03/02/16 19:02	40
Dibromochloromethane	70	U	200	70	ug/Kg	☼	02/24/16 11:47	03/02/16 19:02	40
1,2-Dibromo-3-Chloropropane	180	U	410	180	ug/Kg	☼	02/24/16 11:47	03/02/16 19:02	40
1,2-Dibromoethane	61	U	200	61	ug/Kg	☼	02/24/16 11:47	03/02/16 19:02	40
Dibromomethane	70	U	200	70	ug/Kg	☼	02/24/16 11:47	03/02/16 19:02	40
1,2-Dichlorobenzene	53	U	200	53	ug/Kg	☼	02/24/16 11:47	03/02/16 19:02	40
1,3-Dichlorobenzene	66	U	200	66	ug/Kg	☼	02/24/16 11:47	03/02/16 19:02	40
1,4-Dichlorobenzene	30	U	200	30	ug/Kg	☼	02/24/16 11:47	03/02/16 19:02	40
Dichlorodifluoromethane	38	U	200	38	ug/Kg	☼	02/24/16 11:47	03/02/16 19:02	40
1,1-Dichloroethane	45	U	200	45	ug/Kg	☼	02/24/16 11:47	03/02/16 19:02	40
1,2-Dichloroethane	45	U	200	45	ug/Kg	☼	02/24/16 11:47	03/02/16 19:02	40
cis-1,2-Dichloroethene	57	U	200	57	ug/Kg	☼	02/24/16 11:47	03/02/16 19:02	40
trans-1,2-Dichloroethene	26	U	200	26	ug/Kg	☼	02/24/16 11:47	03/02/16 19:02	40
1,2-Dichloroethene, Total	26	U	410	26	ug/Kg	☼	02/24/16 11:47	03/02/16 19:02	40
1,1-Dichloroethene	61	U	200	61	ug/Kg	☼	02/24/16 11:47	03/02/16 19:02	40
1,2-Dichloropropane	35	U	200	35	ug/Kg	☼	02/24/16 11:47	03/02/16 19:02	40
1,3-Dichloropropane	74	U	200	74	ug/Kg	☼	02/24/16 11:47	03/02/16 19:02	40
2,2-Dichloropropane	45	U	200	45	ug/Kg	☼	02/24/16 11:47	03/02/16 19:02	40
1,1-Dichloropropene	39	U	200	39	ug/Kg	☼	02/24/16 11:47	03/02/16 19:02	40
cis-1,3-Dichloropropene	34	U	200	34	ug/Kg	☼	02/24/16 11:47	03/02/16 19:02	40
trans-1,3-Dichloropropene	36	U	200	36	ug/Kg	☼	02/24/16 11:47	03/02/16 19:02	40
Ethylbenzene	53	U	200	53	ug/Kg	☼	02/24/16 11:47	03/02/16 19:02	40
2-Hexanone	140	U	1000	140	ug/Kg	☼	02/24/16 11:47	03/02/16 19:02	40
Isopropylbenzene	78	U	200	78	ug/Kg	☼	02/24/16 11:47	03/02/16 19:02	40
p-Isopropyltoluene	90	U	200	90	ug/Kg	☼	02/24/16 11:47	03/02/16 19:02	40
Methylene Chloride	40	U	200	40	ug/Kg	☼	02/24/16 11:47	03/02/16 19:02	40
4-Methyl-2-pentanone	170	U	1000	170	ug/Kg	☼	02/24/16 11:47	03/02/16 19:02	40
Methyl tert-butyl ether	41	U	200	41	ug/Kg	☼	02/24/16 11:47	03/02/16 19:02	40
N-Propylbenzene	110	U	200	110	ug/Kg	☼	02/24/16 11:47	03/02/16 19:02	40
Styrene	38	U	200	38	ug/Kg	☼	02/24/16 11:47	03/02/16 19:02	40
1,1,1,2-Tetrachloroethane	98	U	200	98	ug/Kg	☼	02/24/16 11:47	03/02/16 19:02	40

Client Sample Results

Client: Weston Solutions, Inc.
Project/Site: DAS R34842

TestAmerica Job ID: 680-122192-1
SDG: 680122192

Client Sample ID: C0AB4

Date Collected: 02/23/16 11:30
Date Received: 02/24/16 09:29

Lab Sample ID: 680-122192-9

Matrix: Solid
Percent Solids: 90.5

Method: 8260B - Volatile Organic Compounds (GC/MS) (Continued)

Analyte	Result	Qualifier	RL	MDL	Unit	D	Prepared	Analyzed	Dil Fac
1,1,2,2-Tetrachloroethane	66	U	200	66	ug/Kg	☼	02/24/16 11:47	03/02/16 19:02	40
Tetrachloroethene	78	U	200	78	ug/Kg	☼	02/24/16 11:47	03/02/16 19:02	40
Toluene	34	U	200	34	ug/Kg	☼	02/24/16 11:47	03/02/16 19:02	40
1,2,3-Trichlorobenzene	66	U	200	66	ug/Kg	☼	02/24/16 11:47	03/02/16 19:02	40
1,2,4-Trichlorobenzene	36	U	200	36	ug/Kg	☼	02/24/16 11:47	03/02/16 19:02	40
1,1,1-Trichloroethane	24	U	200	24	ug/Kg	☼	02/24/16 11:47	03/02/16 19:02	40
1,1,2-Trichloroethane	53	U	200	53	ug/Kg	☼	02/24/16 11:47	03/02/16 19:02	40
Trichloroethene	53	U	200	53	ug/Kg	☼	02/24/16 11:47	03/02/16 19:02	40
Trichlorofluoromethane	49	U	200	49	ug/Kg	☼	02/24/16 11:47	03/02/16 19:02	40
1,2,3-Trichloropropane	98	U	200	98	ug/Kg	☼	02/24/16 11:47	03/02/16 19:02	40
1,1,2-Trichloro-1,2,2-trifluoroethane	53	U	200	53	ug/Kg	☼	02/24/16 11:47	03/02/16 19:02	40
1,2,4-Trimethylbenzene	57	U	200	57	ug/Kg	☼	02/24/16 11:47	03/02/16 19:02	40
1,3,5-Trimethylbenzene	70	U	200	70	ug/Kg	☼	02/24/16 11:47	03/02/16 19:02	40
Vinyl acetate	100	U	410	100	ug/Kg	☼	02/24/16 11:47	03/02/16 19:02	40
Vinyl chloride	61	U	200	61	ug/Kg	☼	02/24/16 11:47	03/02/16 19:02	40
o-Xylene	45	U	200	45	ug/Kg	☼	02/24/16 11:47	03/02/16 19:02	40
m-Xylene & p-Xylene	110	U	200	110	ug/Kg	☼	02/24/16 11:47	03/02/16 19:02	40
Xylenes, Total	45	U	410	45	ug/Kg	☼	02/24/16 11:47	03/02/16 19:02	40
Cyclohexane	53	U	200	53	ug/Kg	☼	02/24/16 11:47	03/02/16 19:02	40
Methylcyclohexane	35	U	200	35	ug/Kg	☼	02/24/16 11:47	03/02/16 19:02	40
Methyl acetate	200	U	1000	200	ug/Kg	☼	02/24/16 11:47	03/02/16 19:02	40

Surrogate	*%Recovery*	*Qualifier*	*Limits*	*Prepared*	*Analyzed*	*Dil Fac*
Toluene-d8 (Surr)	*86*		*70 - 130*	*02/24/16 11:47*	*03/02/16 19:02*	*40*
1,2-Dichloroethane-d4 (Surr)	*93*		*70 - 130*	*02/24/16 11:47*	*03/02/16 19:02*	*40*
Dibromofluoromethane (Surr)	*91*		*70 - 130*	*02/24/16 11:47*	*03/02/16 19:02*	*40*
4-Bromofluorobenzene (Surr)	*103*		*70 - 130*	*02/24/16 11:47*	*03/02/16 19:02*	*40*

Client Sample Results

Client: Weston Solutions, Inc.
Project/Site: DAS R34842

TestAmerica Job ID: 680-122192-1
SDG: 680122192

Client Sample ID: C0AB5

Date Collected: 02/23/16 11:40
Date Received: 02/24/16 09:29

Lab Sample ID: 680-122192-10

Matrix: Solid
Percent Solids: 61.0

Method: 8260B - Volatile Organic Compounds (GC/MS)

Analyte	Result	Qualifier	RL	MDL	Unit	D	Prepared	Analyzed	Dil Fac
Acetone	**39**	**J**	92	20	ug/Kg	☼	02/24/16 11:47	02/25/16 17:47	1
Benzene	1.3	U	9.2	1.3	ug/Kg	☼	02/24/16 11:47	02/25/16 17:47	1
Bromobenzene	3.1	U	9.2	3.1	ug/Kg	☼	02/24/16 11:47	02/25/16 17:47	1
Bromochloromethane	6.1	U	9.2	6.1	ug/Kg	☼	02/24/16 11:47	02/25/16 17:47	1
Bromodichloromethane	1.8	U	9.2	1.8	ug/Kg	☼	02/24/16 11:47	02/25/16 17:47	1
Bromoform	2.8	U	9.2	2.8	ug/Kg	☼	02/24/16 11:47	02/25/16 17:47	1
Bromomethane	2.8	U	9.2	2.8	ug/Kg	☼	02/24/16 11:47	02/25/16 17:47	1
2-Butanone (MEK)	**6.8**	**J**	46	4.4	ug/Kg	☼	02/24/16 11:47	02/25/16 17:47	1
n-Butylbenzene	4.4	U	9.2	4.4	ug/Kg	☼	02/24/16 11:47	02/25/16 17:47	1
sec-Butylbenzene	3.9	U	9.2	3.9	ug/Kg	☼	02/24/16 11:47	02/25/16 17:47	1
tert-Butylbenzene	3.3	U	9.2	3.3	ug/Kg	☼	02/24/16 11:47	02/25/16 17:47	1
Carbon disulfide	**5.4**	**J**	9.2	2.0	ug/Kg	☼	02/24/16 11:47	02/25/16 17:47	1
Carbon tetrachloride	1.5	U	9.2	1.5	ug/Kg	☼	02/24/16 11:47	02/25/16 17:47	1
Chlorobenzene	1.8	U	9.2	1.8	ug/Kg	☼	02/24/16 11:47	02/25/16 17:47	1
Chloroethane	5.0	U	9.2	5.0	ug/Kg	☼	02/24/16 11:47	02/25/16 17:47	1
Chloroform	2.0	U	9.2	2.0	ug/Kg	☼	02/24/16 11:47	02/25/16 17:47	1
Chloromethane	1.8	U	9.2	1.8	ug/Kg	☼	02/24/16 11:47	02/25/16 17:47	1
2-Chlorotoluene	3.7	U	9.2	3.7	ug/Kg	☼	02/24/16 11:47	02/25/16 17:47	1
4-Chlorotoluene	3.1	U	9.2	3.1	ug/Kg	☼	02/24/16 11:47	02/25/16 17:47	1
Dibromochloromethane	3.1	U	9.2	3.1	ug/Kg	☼	02/24/16 11:47	02/25/16 17:47	1
1,2-Dibromo-3-Chloropropane	8.1	U	18	8.1	ug/Kg	☼	02/24/16 11:47	02/25/16 17:47	1
1,2-Dibromoethane	2.8	U	9.2	2.8	ug/Kg	☼	02/24/16 11:47	02/25/16 17:47	1
Dibromomethane	3.1	U	9.2	3.1	ug/Kg	☼	02/24/16 11:47	02/25/16 17:47	1
1,2-Dichlorobenzene	2.4	U	9.2	2.4	ug/Kg	☼	02/24/16 11:47	02/25/16 17:47	1
1,3-Dichlorobenzene	2.9	U	9.2	2.9	ug/Kg	☼	02/24/16 11:47	02/25/16 17:47	1
1,4-Dichlorobenzene	1.4	U	9.2	1.4	ug/Kg	☼	02/24/16 11:47	02/25/16 17:47	1
Dichlorodifluoromethane	1.7	U	9.2	1.7	ug/Kg	☼	02/24/16 11:47	02/25/16 17:47	1
1,1-Dichloroethane	2.0	U	9.2	2.0	ug/Kg	☼	02/24/16 11:47	02/25/16 17:47	1
1,2-Dichloroethane	2.0	U	9.2	2.0	ug/Kg	☼	02/24/16 11:47	02/25/16 17:47	1
cis-1,2-Dichloroethene	2.6	U	9.2	2.6	ug/Kg	☼	02/24/16 11:47	02/25/16 17:47	1
trans-1,2-Dichloroethene	1.2	U	9.2	1.2	ug/Kg	☼	02/24/16 11:47	02/25/16 17:47	1
1,2-Dichloroethene, Total	1.2	U	18	1.2	ug/Kg	☼	02/24/16 11:47	02/25/16 17:47	1
1,1-Dichloroethene	2.8	U	9.2	2.8	ug/Kg	☼	02/24/16 11:47	02/25/16 17:47	1
1,2-Dichloropropane	1.6	U	9.2	1.6	ug/Kg	☼	02/24/16 11:47	02/25/16 17:47	1
1,3-Dichloropropane	3.3	U	9.2	3.3	ug/Kg	☼	02/24/16 11:47	02/25/16 17:47	1
2,2-Dichloropropane	2.0	U	9.2	2.0	ug/Kg	☼	02/24/16 11:47	02/25/16 17:47	1
1,1-Dichloropropene	1.7	U	9.2	1.7	ug/Kg	☼	02/24/16 11:47	02/25/16 17:47	1
cis-1,3-Dichloropropene	1.5	U	9.2	1.5	ug/Kg	☼	02/24/16 11:47	02/25/16 17:47	1
trans-1,3-Dichloropropene	1.6	U	9.2	1.6	ug/Kg	☼	02/24/16 11:47	02/25/16 17:47	1
Ethylbenzene	2.4	U	9.2	2.4	ug/Kg	☼	02/24/16 11:47	02/25/16 17:47	1
2-Hexanone	6.1	U	46	6.1	ug/Kg	☼	02/24/16 11:47	02/25/16 17:47	1
Isopropylbenzene	3.5	U	9.2	3.5	ug/Kg	☼	02/24/16 11:47	02/25/16 17:47	1
p-Isopropyltoluene	4.0	U	9.2	4.0	ug/Kg	☼	02/24/16 11:47	02/25/16 17:47	1
Methylene Chloride	1.8	U	9.2	1.8	ug/Kg	☼	02/24/16 11:47	02/25/16 17:47	1
4-Methyl-2-pentanone	7.7	U	46	7.7	ug/Kg	☼	02/24/16 11:47	02/25/16 17:47	1
Methyl tert-butyl ether	1.8	U	9.2	1.8	ug/Kg	☼	02/24/16 11:47	02/25/16 17:47	1
N-Propylbenzene	5.0	U	9.2	5.0	ug/Kg	☼	02/24/16 11:47	02/25/16 17:47	1
Styrene	1.7	U	9.2	1.7	ug/Kg	☼	02/24/16 11:47	02/25/16 17:47	1
1,1,1,2-Tetrachloroethane	4.4	U	9.2	4.4	ug/Kg	☼	02/24/16 11:47	02/25/16 17:47	1

Client Sample Results

Client: Weston Solutions, Inc.
Project/Site: DAS R34842

TestAmerica Job ID: 680-122192-1
SDG: 680122192

Client Sample ID: C0AB5

Date Collected: 02/23/16 11:40
Date Received: 02/24/16 09:29

Lab Sample ID: 680-122192-10

Matrix: Solid
Percent Solids: 61.0

Method: 8260B - Volatile Organic Compounds (GC/MS) (Continued)

Analyte	Result	Qualifier	RL	MDL	Unit	D	Prepared	Analyzed	Dil Fac
1,1,2,2-Tetrachloroethane	2.9	U	9.2	2.9	ug/Kg	☼	02/24/16 11:47	02/25/16 17:47	1
Tetrachloroethene	3.5	U	9.2	3.5	ug/Kg	☼	02/24/16 11:47	02/25/16 17:47	1
Toluene	1.5	U	9.2	1.5	ug/Kg	☼	02/24/16 11:47	02/25/16 17:47	1
1,2,3-Trichlorobenzene	2.9	U	9.2	2.9	ug/Kg	☼	02/24/16 11:47	02/25/16 17:47	1
1,2,4-Trichlorobenzene	1.6	U	9.2	1.6	ug/Kg	☼	02/24/16 11:47	02/25/16 17:47	1
1,1,1-Trichloroethane	1.1	U	9.2	1.1	ug/Kg	☼	02/24/16 11:47	02/25/16 17:47	1
1,1,2-Trichloroethane	2.4	U	9.2	2.4	ug/Kg	☼	02/24/16 11:47	02/25/16 17:47	1
Trichloroethene	2.4	U	9.2	2.4	ug/Kg	☼	02/24/16 11:47	02/25/16 17:47	1
Trichlorofluoromethane	2.2	U	9.2	2.2	ug/Kg	☼	02/24/16 11:47	02/25/16 17:47	1
1,2,3-Trichloropropane	4.4	U	9.2	4.4	ug/Kg	☼	02/24/16 11:47	02/25/16 17:47	1
1,1,2-Trichloro-1,2,2-trifluoroethane	2.4	U	9.2	2.4	ug/Kg	☼	02/24/16 11:47	02/25/16 17:47	1
1,2,4-Trimethylbenzene	2.6	U	9.2	2.6	ug/Kg	☼	02/24/16 11:47	02/25/16 17:47	1
1,3,5-Trimethylbenzene	3.1	U	9.2	3.1	ug/Kg	☼	02/24/16 11:47	02/25/16 17:47	1
Vinyl acetate	4.6	U	18	4.6	ug/Kg	☼	02/24/16 11:47	02/25/16 17:47	1
Vinyl chloride	2.8	U	9.2	2.8	ug/Kg	☼	02/24/16 11:47	02/25/16 17:47	1
o-Xylene	2.0	U	9.2	2.0	ug/Kg	☼	02/24/16 11:47	02/25/16 17:47	1
m-Xylene & p-Xylene	4.8	U	9.2	4.8	ug/Kg	☼	02/24/16 11:47	02/25/16 17:47	1
Xylenes, Total	2.0	U	18	2.0	ug/Kg	☼	02/24/16 11:47	02/25/16 17:47	1
Cyclohexane	2.4	U	9.2	2.4	ug/Kg	☼	02/24/16 11:47	02/25/16 17:47	1
Methylcyclohexane	1.6	U	9.2	1.6	ug/Kg	☼	02/24/16 11:47	02/25/16 17:47	1
Methyl acetate	9.2	U	46	9.2	ug/Kg	☼	02/24/16 11:47	02/25/16 17:47	1

Surrogate	*%Recovery*	*Qualifier*	*Limits*	*Prepared*	*Analyzed*	*Dil Fac*
Toluene-d8 (Surr)	*86*		*70 - 130*	*02/24/16 11:47*	*02/25/16 17:47*	*1*
1,2-Dichloroethane-d4 (Surr)	*85*		*70 - 130*	*02/24/16 11:47*	*02/25/16 17:47*	*1*
Dibromofluoromethane (Surr)	*89*		*70 - 130*	*02/24/16 11:47*	*02/25/16 17:47*	*1*
4-Bromofluorobenzene (Surr)	*108*		*70 - 130*	*02/24/16 11:47*	*02/25/16 17:47*	*1*

Client Sample Results

Client: Weston Solutions, Inc.
Project/Site: DAS R34842

TestAmerica Job ID: 680-122192-1
SDG: 680122192

Client Sample ID: C0AB6

Date Collected: 02/23/16 12:35
Date Received: 02/24/16 09:29

Lab Sample ID: 680-122192-11

Matrix: Solid
Percent Solids: 86.5

Method: 8260B - Volatile Organic Compounds (GC/MS)

Analyte	Result	Qualifier	RL	MDL	Unit	D	Prepared	Analyzed	Dil Fac
Acetone	45	J	59	13	ug/Kg	☼	02/24/16 11:47	02/28/16 15:24	1
Benzene	0.86	U	5.9	0.86	ug/Kg	☼	02/24/16 11:47	02/28/16 15:24	1
Bromobenzene	2.0	U	5.9	2.0	ug/Kg	☼	02/24/16 11:47	02/28/16 15:24	1
Bromochloromethane	3.9	U	5.9	3.9	ug/Kg	☼	02/24/16 11:47	02/28/16 15:24	1
Bromodichloromethane	1.1	U	5.9	1.1	ug/Kg	☼	02/24/16 11:47	02/28/16 15:24	1
Bromoform	1.8	U	5.9	1.8	ug/Kg	☼	02/24/16 11:47	02/28/16 15:24	1
Bromomethane	1.8	U	5.9	1.8	ug/Kg	☼	02/24/16 11:47	02/28/16 15:24	1
2-Butanone (MEK)	2.8	U	29	2.8	ug/Kg	☼	02/24/16 11:47	02/28/16 15:24	1
n-Butylbenzene	2.8	U	5.9	2.8	ug/Kg	☼	02/24/16 11:47	02/28/16 15:24	1
sec-Butylbenzene	2.5	U	5.9	2.5	ug/Kg	☼	02/24/16 11:47	02/28/16 15:24	1
tert-Butylbenzene	2.1	U	5.9	2.1	ug/Kg	☼	02/24/16 11:47	02/28/16 15:24	1
Carbon disulfide	1.3	U	5.9	1.3	ug/Kg	☼	02/24/16 11:47	02/28/16 15:24	1
Carbon tetrachloride	0.97	U	5.9	0.97	ug/Kg	☼	02/24/16 11:47	02/28/16 15:24	1
Chlorobenzene	1.1	U	5.9	1.1	ug/Kg	☼	02/24/16 11:47	02/28/16 15:24	1
Chloroethane	3.2	U	5.9	3.2	ug/Kg	☼	02/24/16 11:47	02/28/16 15:24	1
Chloroform	1.3	U	5.9	1.3	ug/Kg	☼	02/24/16 11:47	02/28/16 15:24	1
Chloromethane	1.2	U	5.9	1.2	ug/Kg	☼	02/24/16 11:47	02/28/16 15:24	1
2-Chlorotoluene	2.3	U	5.9	2.3	ug/Kg	☼	02/24/16 11:47	02/28/16 15:24	1
4-Chlorotoluene	2.0	U	5.9	2.0	ug/Kg	☼	02/24/16 11:47	02/28/16 15:24	1
Dibromochloromethane	2.0	U	5.9	2.0	ug/Kg	☼	02/24/16 11:47	02/28/16 15:24	1
1,2-Dibromo-3-Chloropropane	5.2	U	12	5.2	ug/Kg	☼	02/24/16 11:47	02/28/16 15:24	1
1,2-Dibromoethane	1.8	U	5.9	1.8	ug/Kg	☼	02/24/16 11:47	02/28/16 15:24	1
Dibromomethane	2.0	U	5.9	2.0	ug/Kg	☼	02/24/16 11:47	02/28/16 15:24	1
1,2-Dichlorobenzene	1.5	U	5.9	1.5	ug/Kg	☼	02/24/16 11:47	02/28/16 15:24	1
1,3-Dichlorobenzene	1.9	U	5.9	1.9	ug/Kg	☼	02/24/16 11:47	02/28/16 15:24	1
1,4-Dichlorobenzene	0.87	U	5.9	0.87	ug/Kg	☼	02/24/16 11:47	02/28/16 15:24	1
Dichlorodifluoromethane	1.1	U	5.9	1.1	ug/Kg	☼	02/24/16 11:47	02/28/16 15:24	1
1,1-Dichloroethane	1.3	U	5.9	1.3	ug/Kg	☼	02/24/16 11:47	02/28/16 15:24	1
1,2-Dichloroethane	1.3	U	5.9	1.3	ug/Kg	☼	02/24/16 11:47	02/28/16 15:24	1
cis-1,2-Dichloroethene	1.6	U	5.9	1.6	ug/Kg	☼	02/24/16 11:47	02/28/16 15:24	1
trans-1,2-Dichloroethene	0.74	U	5.9	0.74	ug/Kg	☼	02/24/16 11:47	02/28/16 15:24	1
1,2-Dichloroethene, Total	0.74	U	12	0.74	ug/Kg	☼	02/24/16 11:47	02/28/16 15:24	1
1,1-Dichloroethene	1.8	U	5.9	1.8	ug/Kg	☼	02/24/16 11:47	02/28/16 15:24	1
1,2-Dichloropropane	1.0	U	5.9	1.0	ug/Kg	☼	02/24/16 11:47	02/28/16 15:24	1
1,3-Dichloropropane	2.1	U	5.9	2.1	ug/Kg	☼	02/24/16 11:47	02/28/16 15:24	1
2,2-Dichloropropane	1.3	U	5.9	1.3	ug/Kg	☼	02/24/16 11:47	02/28/16 15:24	1
1,1-Dichloropropene	1.1	U	5.9	1.1	ug/Kg	☼	02/24/16 11:47	02/28/16 15:24	1
cis-1,3-Dichloropropene	0.97	U	5.9	0.97	ug/Kg	☼	02/24/16 11:47	02/28/16 15:24	1
trans-1,3-Dichloropropene	1.0	U	5.9	1.0	ug/Kg	☼	02/24/16 11:47	02/28/16 15:24	1
Ethylbenzene	1.5	U	5.9	1.5	ug/Kg	☼	02/24/16 11:47	02/28/16 15:24	1
2-Hexanone	3.9	U	29	3.9	ug/Kg	☼	02/24/16 11:47	02/28/16 15:24	1
Isopropylbenzene	2.2	U	5.9	2.2	ug/Kg	☼	02/24/16 11:47	02/28/16 15:24	1
p-Isopropyltoluene	2.6	U	5.9	2.6	ug/Kg	☼	02/24/16 11:47	02/28/16 15:24	1
Methylene Chloride	1.2	U	5.9	1.2	ug/Kg	☼	02/24/16 11:47	02/28/16 15:24	1
4-Methyl-2-pentanone	4.9	U	29	4.9	ug/Kg	☼	02/24/16 11:47	02/28/16 15:24	1
Methyl tert-butyl ether	1.2	U	5.9	1.2	ug/Kg	☼	02/24/16 11:47	02/28/16 15:24	1
N-Propylbenzene	3.2	U	5.9	3.2	ug/Kg	☼	02/24/16 11:47	02/28/16 15:24	1
Styrene	1.1	U	5.9	1.1	ug/Kg	☼	02/24/16 11:47	02/28/16 15:24	1
1,1,1,2-Tetrachloroethane	2.8	U	5.9	2.8	ug/Kg	☼	02/24/16 11:47	02/28/16 15:24	1

Client Sample Results

Client: Weston Solutions, Inc.
Project/Site: DAS R34842

TestAmerica Job ID: 680-122192-1
SDG: 680122192

Client Sample ID: C0AB6

Date Collected: 02/23/16 12:35
Date Received: 02/24/16 09:29

Lab Sample ID: 680-122192-11

Matrix: Solid
Percent Solids: 86.5

Method: 8260B - Volatile Organic Compounds (GC/MS) (Continued)

Analyte	Result	Qualifier	RL	MDL	Unit	D	Prepared	Analyzed	Dil Fac
1,1,2,2-Tetrachloroethane	1.9	U	5.9	1.9	ug/Kg	☼	02/24/16 11:47	02/28/16 15:24	1
Tetrachloroethene	2.2	U	5.9	2.2	ug/Kg	☼	02/24/16 11:47	02/28/16 15:24	1
Toluene	0.99	U	5.9	0.99	ug/Kg	☼	02/24/16 11:47	02/28/16 15:24	1
1,2,3-Trichlorobenzene	1.9	U	5.9	1.9	ug/Kg	☼	02/24/16 11:47	02/28/16 15:24	1
1,2,4-Trichlorobenzene	1.0	U	5.9	1.0	ug/Kg	☼	02/24/16 11:47	02/28/16 15:24	1
1,1,1-Trichloroethane	0.69	U	5.9	0.69	ug/Kg	☼	02/24/16 11:47	02/28/16 15:24	1
1,1,2-Trichloroethane	1.5	U	5.9	1.5	ug/Kg	☼	02/24/16 11:47	02/28/16 15:24	1
Trichloroethene	1.5	U	5.9	1.5	ug/Kg	☼	02/24/16 11:47	02/28/16 15:24	1
Trichlorofluoromethane	1.4	U	5.9	1.4	ug/Kg	☼	02/24/16 11:47	02/28/16 15:24	1
1,2,3-Trichloropropane	2.8	U	5.9	2.8	ug/Kg	☼	02/24/16 11:47	02/28/16 15:24	1
1,1,2-Trichloro-1,2,2-trifluoroethane	1.5	U	5.9	1.5	ug/Kg	☼	02/24/16 11:47	02/28/16 15:24	1
1,2,4-Trimethylbenzene	1.6	U	5.9	1.6	ug/Kg	☼	02/24/16 11:47	02/28/16 15:24	1
1,3,5-Trimethylbenzene	2.0	U	5.9	2.0	ug/Kg	☼	02/24/16 11:47	02/28/16 15:24	1
Vinyl acetate	2.9	U	12	2.9	ug/Kg	☼	02/24/16 11:47	02/28/16 15:24	1
Vinyl chloride	1.8	U	5.9	1.8	ug/Kg	☼	02/24/16 11:47	02/28/16 15:24	1
o-Xylene	1.3	U	5.9	1.3	ug/Kg	☼	02/24/16 11:47	02/28/16 15:24	1
m-Xylene & p-Xylene	3.1	U	5.9	3.1	ug/Kg	☼	02/24/16 11:47	02/28/16 15:24	1
Xylenes, Total	1.3	U	12	1.3	ug/Kg	☼	02/24/16 11:47	02/28/16 15:24	1
Cyclohexane	1.5	U	5.9	1.5	ug/Kg	☼	02/24/16 11:47	02/28/16 15:24	1
Methylcyclohexane	1.0	U	5.9	1.0	ug/Kg	☼	02/24/16 11:47	02/28/16 15:24	1
Methyl acetate	5.9	U	29	5.9	ug/Kg	☼	02/24/16 11:47	02/28/16 15:24	1

Surrogate	*%Recovery*	*Qualifier*	*Limits*	*Prepared*	*Analyzed*	*Dil Fac*
Toluene-d8 (Surr)	*85*		*70 - 130*	*02/24/16 11:47*	*02/28/16 15:24*	*1*
1,2-Dichloroethane-d4 (Surr)	*89*		*70 - 130*	*02/24/16 11:47*	*02/28/16 15:24*	*1*
Dibromofluoromethane (Surr)	*47*	*X*	*70 - 130*	*02/24/16 11:47*	*02/28/16 15:24*	*1*
4-Bromofluorobenzene (Surr)	*105*		*70 - 130*	*02/24/16 11:47*	*02/28/16 15:24*	*1*

Client Sample Results

Client: Weston Solutions, Inc.
Project/Site: DAS R34842

TestAmerica Job ID: 680-122192-1
SDG: 680122192

Client Sample ID: C0AB7

Date Collected: 02/23/16 12:45
Date Received: 02/24/16 09:29

Lab Sample ID: 680-122192-12

Matrix: Solid
Percent Solids: 78.5

Method: 8260B - Volatile Organic Compounds (GC/MS)

Analyte	Result	Qualifier	RL	MDL	Unit	D	Prepared	Analyzed	Dil Fac
Acetone	460	U	2100	460	ug/Kg	☼	02/24/16 11:47	03/02/16 19:26	40
Benzene	30	U	210	30	ug/Kg	☼	02/24/16 11:47	03/02/16 19:26	40
Bromobenzene	70	U	210	70	ug/Kg	☼	02/24/16 11:47	03/02/16 19:26	40
Bromochloromethane	140	U	210	140	ug/Kg	☼	02/24/16 11:47	03/02/16 19:26	40
Bromodichloromethane	40	U	210	40	ug/Kg	☼	02/24/16 11:47	03/02/16 19:26	40
Bromoform	62	U	210	62	ug/Kg	☼	02/24/16 11:47	03/02/16 19:26	40
Bromomethane	62	U	210	62	ug/Kg	☼	02/24/16 11:47	03/02/16 19:26	40
2-Butanone (MEK)	99	U	1000	99	ug/Kg	☼	02/24/16 11:47	03/02/16 19:26	40
n-Butylbenzene	99	U	210	99	ug/Kg	☼	02/24/16 11:47	03/02/16 19:26	40
sec-Butylbenzene	87	U	210	87	ug/Kg	☼	02/24/16 11:47	03/02/16 19:26	40
tert-Butylbenzene	74	U	210	74	ug/Kg	☼	02/24/16 11:47	03/02/16 19:26	40
Carbon disulfide	46	U	210	46	ug/Kg	☼	02/24/16 11:47	03/02/16 19:26	40
Carbon tetrachloride	34	U	210	34	ug/Kg	☼	02/24/16 11:47	03/02/16 19:26	40
Chlorobenzene	40	U	210	40	ug/Kg	☼	02/24/16 11:47	03/02/16 19:26	40
Chloroethane	110	U	210	110	ug/Kg	☼	02/24/16 11:47	03/02/16 19:26	40
Chloroform	46	U	210	46	ug/Kg	☼	02/24/16 11:47	03/02/16 19:26	40
Chloromethane	41	U	210	41	ug/Kg	☼	02/24/16 11:47	03/02/16 19:26	40
2-Chlorotoluene	83	U	210	83	ug/Kg	☼	02/24/16 11:47	03/02/16 19:26	40
4-Chlorotoluene	70	U	210	70	ug/Kg	☼	02/24/16 11:47	03/02/16 19:26	40
Dibromochloromethane	70	U	210	70	ug/Kg	☼	02/24/16 11:47	03/02/16 19:26	40
1,2-Dibromo-3-Chloropropane	180	U	410	180	ug/Kg	☼	02/24/16 11:47	03/02/16 19:26	40
1,2-Dibromoethane	62	U	210	62	ug/Kg	☼	02/24/16 11:47	03/02/16 19:26	40
Dibromomethane	70	U	210	70	ug/Kg	☼	02/24/16 11:47	03/02/16 19:26	40
1,2-Dichlorobenzene	54	U	210	54	ug/Kg	☼	02/24/16 11:47	03/02/16 19:26	40
1,3-Dichlorobenzene	66	U	210	66	ug/Kg	☼	02/24/16 11:47	03/02/16 19:26	40
1,4-Dichlorobenzene	31	U	210	31	ug/Kg	☼	02/24/16 11:47	03/02/16 19:26	40
Dichlorodifluoromethane	39	U	210	39	ug/Kg	☼	02/24/16 11:47	03/02/16 19:26	40
1,1-Dichloroethane	46	U	210	46	ug/Kg	☼	02/24/16 11:47	03/02/16 19:26	40
1,2-Dichloroethane	46	U	210	46	ug/Kg	☼	02/24/16 11:47	03/02/16 19:26	40
cis-1,2-Dichloroethene	58	U	210	58	ug/Kg	☼	02/24/16 11:47	03/02/16 19:26	40
trans-1,2-Dichloroethene	26	U	210	26	ug/Kg	☼	02/24/16 11:47	03/02/16 19:26	40
1,2-Dichloroethene, Total	26	U	410	26	ug/Kg	☼	02/24/16 11:47	03/02/16 19:26	40
1,1-Dichloroethene	62	U	210	62	ug/Kg	☼	02/24/16 11:47	03/02/16 19:26	40
1,2-Dichloropropane	36	U	210	36	ug/Kg	☼	02/24/16 11:47	03/02/16 19:26	40
1,3-Dichloropropane	74	U	210	74	ug/Kg	☼	02/24/16 11:47	03/02/16 19:26	40
2,2-Dichloropropane	46	U	210	46	ug/Kg	☼	02/24/16 11:47	03/02/16 19:26	40
1,1-Dichloropropene	39	U	210	39	ug/Kg	☼	02/24/16 11:47	03/02/16 19:26	40
cis-1,3-Dichloropropene	34	U	210	34	ug/Kg	☼	02/24/16 11:47	03/02/16 19:26	40
trans-1,3-Dichloropropene	36	U	210	36	ug/Kg	☼	02/24/16 11:47	03/02/16 19:26	40
Ethylbenzene	54	U	210	54	ug/Kg	☼	02/24/16 11:47	03/02/16 19:26	40
2-Hexanone	140	U	1000	140	ug/Kg	☼	02/24/16 11:47	03/02/16 19:26	40
Isopropylbenzene	79	U	210	79	ug/Kg	☼	02/24/16 11:47	03/02/16 19:26	40
p-Isopropyltoluene	91	U	210	91	ug/Kg	☼	02/24/16 11:47	03/02/16 19:26	40
Methylene Chloride	41	U	210	41	ug/Kg	☼	02/24/16 11:47	03/02/16 19:26	40
4-Methyl-2-pentanone	170	U	1000	170	ug/Kg	☼	02/24/16 11:47	03/02/16 19:26	40
Methyl tert-butyl ether	41	U	210	41	ug/Kg	☼	02/24/16 11:47	03/02/16 19:26	40
N-Propylbenzene	110	U	210	110	ug/Kg	☼	02/24/16 11:47	03/02/16 19:26	40
Styrene	38	U	210	38	ug/Kg	☼	02/24/16 11:47	03/02/16 19:26	40
1,1,1,2-Tetrachloroethane	99	U	210	99	ug/Kg	☼	02/24/16 11:47	03/02/16 19:26	40

Client Sample Results

Client: Weston Solutions, Inc.
Project/Site: DAS R34842

TestAmerica Job ID: 680-122192-1
SDG: 680122192

Client Sample ID: C0AB7

Date Collected: 02/23/16 12:45
Date Received: 02/24/16 09:29

Lab Sample ID: 680-122192-12

Matrix: Solid
Percent Solids: 78.5

Method: 8260B - Volatile Organic Compounds (GC/MS) (Continued)

Analyte	Result	Qualifier	RL	MDL	Unit	D	Prepared	Analyzed	Dil Fac
1,1,2,2-Tetrachloroethane	66	U	210	66	ug/Kg	☼	02/24/16 11:47	03/02/16 19:26	40
Tetrachloroethene	79	U	210	79	ug/Kg	☼	02/24/16 11:47	03/02/16 19:26	40
Toluene	35	U	210	35	ug/Kg	☼	02/24/16 11:47	03/02/16 19:26	40
1,2,3-Trichlorobenzene	66	U	210	66	ug/Kg	☼	02/24/16 11:47	03/02/16 19:26	40
1,2,4-Trichlorobenzene	37	U	210	37	ug/Kg	☼	02/24/16 11:47	03/02/16 19:26	40
1,1,1-Trichloroethane	24	U	210	24	ug/Kg	☼	02/24/16 11:47	03/02/16 19:26	40
1,1,2-Trichloroethane	54	U	210	54	ug/Kg	☼	02/24/16 11:47	03/02/16 19:26	40
Trichloroethene	54	U	210	54	ug/Kg	☼	02/24/16 11:47	03/02/16 19:26	40
Trichlorofluoromethane	50	U	210	50	ug/Kg	☼	02/24/16 11:47	03/02/16 19:26	40
1,2,3-Trichloropropane	99	U	210	99	ug/Kg	☼	02/24/16 11:47	03/02/16 19:26	40
1,1,2-Trichloro-1,2,2-trifluoroethane	54	U	210	54	ug/Kg	☼	02/24/16 11:47	03/02/16 19:26	40
1,2,4-Trimethylbenzene	58	U	210	58	ug/Kg	☼	02/24/16 11:47	03/02/16 19:26	40
1,3,5-Trimethylbenzene	70	U	210	70	ug/Kg	☼	02/24/16 11:47	03/02/16 19:26	40
Vinyl acetate	100	U	410	100	ug/Kg	☼	02/24/16 11:47	03/02/16 19:26	40
Vinyl chloride	62	U	210	62	ug/Kg	☼	02/24/16 11:47	03/02/16 19:26	40
o-Xylene	46	U	210	46	ug/Kg	☼	02/24/16 11:47	03/02/16 19:26	40
m-Xylene & p-Xylene	110	U	210	110	ug/Kg	☼	02/24/16 11:47	03/02/16 19:26	40
Xylenes, Total	46	U	410	46	ug/Kg	☼	02/24/16 11:47	03/02/16 19:26	40
Cyclohexane	54	U	210	54	ug/Kg	☼	02/24/16 11:47	03/02/16 19:26	40
Methylcyclohexane	**100**	**J**	210	36	ug/Kg	☼	02/24/16 11:47	03/02/16 19:26	40
Methyl acetate	**17000**		1000	210	ug/Kg	☼	02/24/16 11:47	03/02/16 19:26	40

Surrogate	*%Recovery*	*Qualifier*	*Limits*	*Prepared*	*Analyzed*	*Dil Fac*
Toluene-d8 (Surr)	*88*		*70 - 130*	*02/24/16 11:47*	*03/02/16 19:26*	*40*
1,2-Dichloroethane-d4 (Surr)	*93*		*70 - 130*	*02/24/16 11:47*	*03/02/16 19:26*	*40*
Dibromofluoromethane (Surr)	*90*		*70 - 130*	*02/24/16 11:47*	*03/02/16 19:26*	*40*
4-Bromofluorobenzene (Surr)	*109*		*70 - 130*	*02/24/16 11:47*	*03/02/16 19:26*	*40*

Client Sample Results

Client: Weston Solutions, Inc.
Project/Site: DAS R34842

TestAmerica Job ID: 680-122192-1
SDG: 680122192

Client Sample ID: C0AB8

Date Collected: 02/23/16 13:40
Date Received: 02/24/16 09:29

Lab Sample ID: 680-122192-13

Matrix: Solid
Percent Solids: 85.8

Method: 8260B - Volatile Organic Compounds (GC/MS)

Analyte	Result	Qualifier	RL	MDL	Unit	D	Prepared	Analyzed	Dil Fac
Acetone	12	U	52	12	ug/Kg	☼	02/24/16 11:47	02/28/16 16:14	1
Benzene	0.76	U	5.2	0.76	ug/Kg	☼	02/24/16 11:47	02/28/16 16:14	1
Bromobenzene	1.8	U	5.2	1.8	ug/Kg	☼	02/24/16 11:47	02/28/16 16:14	1
Bromochloromethane	3.5	U	5.2	3.5	ug/Kg	☼	02/24/16 11:47	02/28/16 16:14	1
Bromodichloromethane	1.0	U	5.2	1.0	ug/Kg	☼	02/24/16 11:47	02/28/16 16:14	1
Bromoform	1.6	U	5.2	1.6	ug/Kg	☼	02/24/16 11:47	02/28/16 16:14	1
Bromomethane	1.6	U	5.2	1.6	ug/Kg	☼	02/24/16 11:47	02/28/16 16:14	1
2-Butanone (MEK)	2.5	U	26	2.5	ug/Kg	☼	02/24/16 11:47	02/28/16 16:14	1
n-Butylbenzene	2.5	U	5.2	2.5	ug/Kg	☼	02/24/16 11:47	02/28/16 16:14	1
sec-Butylbenzene	2.2	U	5.2	2.2	ug/Kg	☼	02/24/16 11:47	02/28/16 16:14	1
tert-Butylbenzene	1.9	U	5.2	1.9	ug/Kg	☼	02/24/16 11:47	02/28/16 16:14	1
Carbon disulfide	1.2	U	5.2	1.2	ug/Kg	☼	02/24/16 11:47	02/28/16 16:14	1
Carbon tetrachloride	0.87	U	5.2	0.87	ug/Kg	☼	02/24/16 11:47	02/28/16 16:14	1
Chlorobenzene	1.0	U	5.2	1.0	ug/Kg	☼	02/24/16 11:47	02/28/16 16:14	1
Chloroethane	2.8	U	5.2	2.8	ug/Kg	☼	02/24/16 11:47	02/28/16 16:14	1
Chloroform	1.2	U	5.2	1.2	ug/Kg	☼	02/24/16 11:47	02/28/16 16:14	1
Chloromethane	1.0	U	5.2	1.0	ug/Kg	☼	02/24/16 11:47	02/28/16 16:14	1
2-Chlorotoluene	2.1	U	5.2	2.1	ug/Kg	☼	02/24/16 11:47	02/28/16 16:14	1
4-Chlorotoluene	1.8	U	5.2	1.8	ug/Kg	☼	02/24/16 11:47	02/28/16 16:14	1
Dibromochloromethane	1.8	U	5.2	1.8	ug/Kg	☼	02/24/16 11:47	02/28/16 16:14	1
1,2-Dibromo-3-Chloropropane	4.6	U	10	4.6	ug/Kg	☼	02/24/16 11:47	02/28/16 16:14	1
1,2-Dibromoethane	1.6	U	5.2	1.6	ug/Kg	☼	02/24/16 11:47	02/28/16 16:14	1
Dibromomethane	1.8	U	5.2	1.8	ug/Kg	☼	02/24/16 11:47	02/28/16 16:14	1
1,2-Dichlorobenzene	1.4	U	5.2	1.4	ug/Kg	☼	02/24/16 11:47	02/28/16 16:14	1
1,3-Dichlorobenzene	1.7	U	5.2	1.7	ug/Kg	☼	02/24/16 11:47	02/28/16 16:14	1
1,4-Dichlorobenzene	0.77	U	5.2	0.77	ug/Kg	☼	02/24/16 11:47	02/28/16 16:14	1
Dichlorodifluoromethane	0.98	U	5.2	0.98	ug/Kg	☼	02/24/16 11:47	02/28/16 16:14	1
1,1-Dichloroethane	1.2	U	5.2	1.2	ug/Kg	☼	02/24/16 11:47	02/28/16 16:14	1
1,2-Dichloroethane	1.2	U	5.2	1.2	ug/Kg	☼	02/24/16 11:47	02/28/16 16:14	1
cis-1,2-Dichloroethene	1.5	U	5.2	1.5	ug/Kg	☼	02/24/16 11:47	02/28/16 16:14	1
trans-1,2-Dichloroethene	0.66	U	5.2	0.66	ug/Kg	☼	02/24/16 11:47	02/28/16 16:14	1
1,2-Dichloroethene, Total	0.66	U	10	0.66	ug/Kg	☼	02/24/16 11:47	02/28/16 16:14	1
1,1-Dichloroethene	1.6	U	5.2	1.6	ug/Kg	☼	02/24/16 11:47	02/28/16 16:14	1
1,2-Dichloropropane	0.90	U	5.2	0.90	ug/Kg	☼	02/24/16 11:47	02/28/16 16:14	1
1,3-Dichloropropane	1.9	U	5.2	1.9	ug/Kg	☼	02/24/16 11:47	02/28/16 16:14	1
2,2-Dichloropropane	1.2	U	5.2	1.2	ug/Kg	☼	02/24/16 11:47	02/28/16 16:14	1
1,1-Dichloropropene	0.99	U	5.2	0.99	ug/Kg	☼	02/24/16 11:47	02/28/16 16:14	1
cis-1,3-Dichloropropene	0.87	U	5.2	0.87	ug/Kg	☼	02/24/16 11:47	02/28/16 16:14	1
trans-1,3-Dichloropropene	0.91	U	5.2	0.91	ug/Kg	☼	02/24/16 11:47	02/28/16 16:14	1
Ethylbenzene	1.4	U	5.2	1.4	ug/Kg	☼	02/24/16 11:47	02/28/16 16:14	1
2-Hexanone	3.5	U	26	3.5	ug/Kg	☼	02/24/16 11:47	02/28/16 16:14	1
Isopropylbenzene	2.0	U	5.2	2.0	ug/Kg	☼	02/24/16 11:47	02/28/16 16:14	1
p-Isopropyltoluene	2.3	U	5.2	2.3	ug/Kg	☼	02/24/16 11:47	02/28/16 16:14	1
Methylene Chloride	1.0	U	5.2	1.0	ug/Kg	☼	02/24/16 11:47	02/28/16 16:14	1
4-Methyl-2-pentanone	4.4	U	26	4.4	ug/Kg	☼	02/24/16 11:47	02/28/16 16:14	1
Methyl tert-butyl ether	1.0	U	5.2	1.0	ug/Kg	☼	02/24/16 11:47	02/28/16 16:14	1
N-Propylbenzene	2.8	U	5.2	2.8	ug/Kg	☼	02/24/16 11:47	02/28/16 16:14	1
Styrene	0.97	U	5.2	0.97	ug/Kg	☼	02/24/16 11:47	02/28/16 16:14	1
1,1,1,2-Tetrachloroethane	2.5	U	5.2	2.5	ug/Kg	☼	02/24/16 11:47	02/28/16 16:14	1

Client Sample Results

Client: Weston Solutions, Inc.
Project/Site: DAS R34842

TestAmerica Job ID: 680-122192-1
SDG: 680122192

Client Sample ID: C0AB8

Date Collected: 02/23/16 13:40
Date Received: 02/24/16 09:29

Lab Sample ID: 680-122192-13

Matrix: Solid
Percent Solids: 85.8

Method: 8260B - Volatile Organic Compounds (GC/MS) (Continued)

Analyte	Result	Qualifier	RL	MDL	Unit	D	Prepared	Analyzed	Dil Fac
1,1,2,2-Tetrachloroethane	1.7	U	5.2	1.7	ug/Kg	☼	02/24/16 11:47	02/28/16 16:14	1
Tetrachloroethene	2.0	U	5.2	2.0	ug/Kg	☼	02/24/16 11:47	02/28/16 16:14	1
Toluene	0.88	U	5.2	0.88	ug/Kg	☼	02/24/16 11:47	02/28/16 16:14	1
1,2,3-Trichlorobenzene	1.7	U	5.2	1.7	ug/Kg	☼	02/24/16 11:47	02/28/16 16:14	1
1,2,4-Trichlorobenzene	0.93	U	5.2	0.93	ug/Kg	☼	02/24/16 11:47	02/28/16 16:14	1
1,1,1-Trichloroethane	0.62	U	5.2	0.62	ug/Kg	☼	02/24/16 11:47	02/28/16 16:14	1
1,1,2-Trichloroethane	1.4	U	5.2	1.4	ug/Kg	☼	02/24/16 11:47	02/28/16 16:14	1
Trichloroethene	1.4	U	5.2	1.4	ug/Kg	☼	02/24/16 11:47	02/28/16 16:14	1
Trichlorofluoromethane	1.3	U	5.2	1.3	ug/Kg	☼	02/24/16 11:47	02/28/16 16:14	1
1,2,3-Trichloropropane	2.5	U	5.2	2.5	ug/Kg	☼	02/24/16 11:47	02/28/16 16:14	1
1,1,2-Trichloro-1,2,2-trifluoroethane	1.4	U	5.2	1.4	ug/Kg	☼	02/24/16 11:47	02/28/16 16:14	1
1,2,4-Trimethylbenzene	1.5	U	5.2	1.5	ug/Kg	☼	02/24/16 11:47	02/28/16 16:14	1
1,3,5-Trimethylbenzene	1.8	U	5.2	1.8	ug/Kg	☼	02/24/16 11:47	02/28/16 16:14	1
Vinyl acetate	2.6	U	10	2.6	ug/Kg	☼	02/24/16 11:47	02/28/16 16:14	1
Vinyl chloride	1.6	U	5.2	1.6	ug/Kg	☼	02/24/16 11:47	02/28/16 16:14	1
o-Xylene	1.2	U	5.2	1.2	ug/Kg	☼	02/24/16 11:47	02/28/16 16:14	1
m-Xylene & p-Xylene	2.7	U	5.2	2.7	ug/Kg	☼	02/24/16 11:47	02/28/16 16:14	1
Xylenes, Total	1.2	U	10	1.2	ug/Kg	☼	02/24/16 11:47	02/28/16 16:14	1
Cyclohexane	1.4	U	5.2	1.4	ug/Kg	☼	02/24/16 11:47	02/28/16 16:14	1
Methylcyclohexane	0.90	U	5.2	0.90	ug/Kg	☼	02/24/16 11:47	02/28/16 16:14	1
Methyl acetate	5.2	U	26	5.2	ug/Kg	☼	02/24/16 11:47	02/28/16 16:14	1

Surrogate	*%Recovery*	*Qualifier*	*Limits*	*Prepared*	*Analyzed*	*Dil Fac*
Toluene-d8 (Surr)	*82*		*70 - 130*	*02/24/16 11:47*	*02/28/16 16:14*	*1*
1,2-Dichloroethane-d4 (Surr)	*84*		*70 - 130*	*02/24/16 11:47*	*02/28/16 16:14*	*1*
Dibromofluoromethane (Surr)	*91*		*70 - 130*	*02/24/16 11:47*	*02/28/16 16:14*	*1*
4-Bromofluorobenzene (Surr)	*116*		*70 - 130*	*02/24/16 11:47*	*02/28/16 16:14*	*1*

Client Sample Results

Client: Weston Solutions, Inc.
Project/Site: DAS R34842

TestAmerica Job ID: 680-122192-1
SDG: 680122192

Client Sample ID: C0AB9

Date Collected: 02/23/16 13:50
Date Received: 02/24/16 09:29

Lab Sample ID: 680-122192-14

Matrix: Solid
Percent Solids: 81.8

Method: 8260B - Volatile Organic Compounds (GC/MS)

Analyte	Result	Qualifier	RL	MDL	Unit	D	Prepared	Analyzed	Dil Fac
Acetone	11	U	49	11	ug/Kg	☼	02/24/16 11:47	02/25/16 19:25	1
Benzene	0.71	U	4.9	0.71	ug/Kg	☼	02/24/16 11:47	02/25/16 19:25	1
Bromobenzene	1.7	U	4.9	1.7	ug/Kg	☼	02/24/16 11:47	02/25/16 19:25	1
Bromochloromethane	3.2	U	4.9	3.2	ug/Kg	☼	02/24/16 11:47	02/25/16 19:25	1
Bromodichloromethane	0.94	U	4.9	0.94	ug/Kg	☼	02/24/16 11:47	02/25/16 19:25	1
Bromoform	1.5	U	4.9	1.5	ug/Kg	☼	02/24/16 11:47	02/25/16 19:25	1
Bromomethane	1.5	U	4.9	1.5	ug/Kg	☼	02/24/16 11:47	02/25/16 19:25	1
2-Butanone (MEK)	2.3	U	24	2.3	ug/Kg	☼	02/24/16 11:47	02/25/16 19:25	1
n-Butylbenzene	2.3	U	4.9	2.3	ug/Kg	☼	02/24/16 11:47	02/25/16 19:25	1
sec-Butylbenzene	2.0	U	4.9	2.0	ug/Kg	☼	02/24/16 11:47	02/25/16 19:25	1
tert-Butylbenzene	1.7	U	4.9	1.7	ug/Kg	☼	02/24/16 11:47	02/25/16 19:25	1
Carbon disulfide	1.1	U	4.9	1.1	ug/Kg	☼	02/24/16 11:47	02/25/16 19:25	1
Carbon tetrachloride	0.81	U	4.9	0.81	ug/Kg	☼	02/24/16 11:47	02/25/16 19:25	1
Chlorobenzene	0.93	U	4.9	0.93	ug/Kg	☼	02/24/16 11:47	02/25/16 19:25	1
Chloroethane	2.6	U	4.9	2.6	ug/Kg	☼	02/24/16 11:47	02/25/16 19:25	1
Chloroform	1.1	U	4.9	1.1	ug/Kg	☼	02/24/16 11:47	02/25/16 19:25	1
Chloromethane	0.97	U	4.9	0.97	ug/Kg	☼	02/24/16 11:47	02/25/16 19:25	1
2-Chlorotoluene	1.9	U	4.9	1.9	ug/Kg	☼	02/24/16 11:47	02/25/16 19:25	1
4-Chlorotoluene	1.7	U	4.9	1.7	ug/Kg	☼	02/24/16 11:47	02/25/16 19:25	1
Dibromochloromethane	1.7	U	4.9	1.7	ug/Kg	☼	02/24/16 11:47	02/25/16 19:25	1
1,2-Dibromo-3-Chloropropane	4.3	U	9.7	4.3	ug/Kg	☼	02/24/16 11:47	02/25/16 19:25	1
1,2-Dibromoethane	1.5	U	4.9	1.5	ug/Kg	☼	02/24/16 11:47	02/25/16 19:25	1
Dibromomethane	1.7	U	4.9	1.7	ug/Kg	☼	02/24/16 11:47	02/25/16 19:25	1
1,2-Dichlorobenzene	1.3	U	4.9	1.3	ug/Kg	☼	02/24/16 11:47	02/25/16 19:25	1
1,3-Dichlorobenzene	1.6	U	4.9	1.6	ug/Kg	☼	02/24/16 11:47	02/25/16 19:25	1
1,4-Dichlorobenzene	0.72	U	4.9	0.72	ug/Kg	☼	02/24/16 11:47	02/25/16 19:25	1
Dichlorodifluoromethane	0.91	U	4.9	0.91	ug/Kg	☼	02/24/16 11:47	02/25/16 19:25	1
1,1-Dichloroethane	1.1	U	4.9	1.1	ug/Kg	☼	02/24/16 11:47	02/25/16 19:25	1
1,2-Dichloroethane	1.1	U	4.9	1.1	ug/Kg	☼	02/24/16 11:47	02/25/16 19:25	1
cis-1,2-Dichloroethene	1.4	U	4.9	1.4	ug/Kg	☼	02/24/16 11:47	02/25/16 19:25	1
trans-1,2-Dichloroethene	0.61	U	4.9	0.61	ug/Kg	☼	02/24/16 11:47	02/25/16 19:25	1
1,2-Dichloroethene, Total	0.61	U	9.7	0.61	ug/Kg	☼	02/24/16 11:47	02/25/16 19:25	1
1,1-Dichloroethene	1.5	U	4.9	1.5	ug/Kg	☼	02/24/16 11:47	02/25/16 19:25	1
1,2-Dichloropropane	0.84	U	4.9	0.84	ug/Kg	☼	02/24/16 11:47	02/25/16 19:25	1
1,3-Dichloropropane	1.7	U	4.9	1.7	ug/Kg	☼	02/24/16 11:47	02/25/16 19:25	1
2,2-Dichloropropane	1.1	U	4.9	1.1	ug/Kg	☼	02/24/16 11:47	02/25/16 19:25	1
1,1-Dichloropropene	0.92	U	4.9	0.92	ug/Kg	☼	02/24/16 11:47	02/25/16 19:25	1
cis-1,3-Dichloropropene	0.81	U	4.9	0.81	ug/Kg	☼	02/24/16 11:47	02/25/16 19:25	1
trans-1,3-Dichloropropene	0.84	U	4.9	0.84	ug/Kg	☼	02/24/16 11:47	02/25/16 19:25	1
Ethylbenzene	1.3	U	4.9	1.3	ug/Kg	☼	02/24/16 11:47	02/25/16 19:25	1
2-Hexanone	3.2	U	24	3.2	ug/Kg	☼	02/24/16 11:47	02/25/16 19:25	1
Isopropylbenzene	1.8	U	4.9	1.8	ug/Kg	☼	02/24/16 11:47	02/25/16 19:25	1
p-Isopropyltoluene	2.1	U	4.9	2.1	ug/Kg	☼	02/24/16 11:47	02/25/16 19:25	1
Methylene Chloride	0.95	U	4.9	0.95	ug/Kg	☼	02/24/16 11:47	02/25/16 19:25	1
4-Methyl-2-pentanone	4.1	U	24	4.1	ug/Kg	☼	02/24/16 11:47	02/25/16 19:25	1
Methyl tert-butyl ether	0.97	U	4.9	0.97	ug/Kg	☼	02/24/16 11:47	02/25/16 19:25	1
N-Propylbenzene	2.6	U	4.9	2.6	ug/Kg	☼	02/24/16 11:47	02/25/16 19:25	1
Styrene	0.90	U	4.9	0.90	ug/Kg	☼	02/24/16 11:47	02/25/16 19:25	1
1,1,1,2-Tetrachloroethane	2.3	U	4.9	2.3	ug/Kg	☼	02/24/16 11:47	02/25/16 19:25	1

Client Sample Results

Client: Weston Solutions, Inc.
Project/Site: DAS R34842

TestAmerica Job ID: 680-122192-1
SDG: 680122192

Client Sample ID: C0AB9

Date Collected: 02/23/16 13:50
Date Received: 02/24/16 09:29

Lab Sample ID: 680-122192-14

Matrix: Solid
Percent Solids: 81.8

Method: 8260B - Volatile Organic Compounds (GC/MS) (Continued)

Analyte	Result	Qualifier	RL	MDL	Unit	D	Prepared	Analyzed	Dil Fac
1,1,2,2-Tetrachloroethane	1.6	U	4.9	1.6	ug/Kg	☼	02/24/16 11:47	02/25/16 19:25	1
Tetrachloroethene	1.8	U	4.9	1.8	ug/Kg	☼	02/24/16 11:47	02/25/16 19:25	1
Toluene	0.82	U	4.9	0.82	ug/Kg	☼	02/24/16 11:47	02/25/16 19:25	1
1,2,3-Trichlorobenzene	1.6	U	4.9	1.6	ug/Kg	☼	02/24/16 11:47	02/25/16 19:25	1
1,2,4-Trichlorobenzene	0.86	U	4.9	0.86	ug/Kg	☼	02/24/16 11:47	02/25/16 19:25	1
1,1,1-Trichloroethane	0.57	U	4.9	0.57	ug/Kg	☼	02/24/16 11:47	02/25/16 19:25	1
1,1,2-Trichloroethane	1.3	U	4.9	1.3	ug/Kg	☼	02/24/16 11:47	02/25/16 19:25	1
Trichloroethene	1.3	U	4.9	1.3	ug/Kg	☼	02/24/16 11:47	02/25/16 19:25	1
Trichlorofluoromethane	1.2	U	4.9	1.2	ug/Kg	☼	02/24/16 11:47	02/25/16 19:25	1
1,2,3-Trichloropropane	2.3	U	4.9	2.3	ug/Kg	☼	02/24/16 11:47	02/25/16 19:25	1
1,1,2-Trichloro-1,2,2-trifluoroethane	1.3	U	4.9	1.3	ug/Kg	☼	02/24/16 11:47	02/25/16 19:25	1
1,2,4-Trimethylbenzene	1.4	U	4.9	1.4	ug/Kg	☼	02/24/16 11:47	02/25/16 19:25	1
1,3,5-Trimethylbenzene	1.7	U	4.9	1.7	ug/Kg	☼	02/24/16 11:47	02/25/16 19:25	1
Vinyl acetate	2.4	U	9.7	2.4	ug/Kg	☼	02/24/16 11:47	02/25/16 19:25	1
Vinyl chloride	1.5	U	4.9	1.5	ug/Kg	☼	02/24/16 11:47	02/25/16 19:25	1
o-Xylene	1.1	U	4.9	1.1	ug/Kg	☼	02/24/16 11:47	02/25/16 19:25	1
m-Xylene & p-Xylene	2.5	U	4.9	2.5	ug/Kg	☼	02/24/16 11:47	02/25/16 19:25	1
Xylenes, Total	1.1	U	9.7	1.1	ug/Kg	☼	02/24/16 11:47	02/25/16 19:25	1
Cyclohexane	1.3	U	4.9	1.3	ug/Kg	☼	02/24/16 11:47	02/25/16 19:25	1
Methylcyclohexane	0.84	U	4.9	0.84	ug/Kg	☼	02/24/16 11:47	02/25/16 19:25	1
Methyl acetate	4.9	U	24	4.9	ug/Kg	☼	02/24/16 11:47	02/25/16 19:25	1

Surrogate	*%Recovery*	*Qualifier*	*Limits*	*Prepared*	*Analyzed*	*Dil Fac*
Toluene-d8 (Surr)	*87*		*70 - 130*	*02/24/16 11:47*	*02/25/16 19:25*	*1*
1,2-Dichloroethane-d4 (Surr)	*85*		*70 - 130*	*02/24/16 11:47*	*02/25/16 19:25*	*1*
Dibromofluoromethane (Surr)	*88*		*70 - 130*	*02/24/16 11:47*	*02/25/16 19:25*	*1*
4-Bromofluorobenzene (Surr)	*99*		*70 - 130*	*02/24/16 11:47*	*02/25/16 19:25*	*1*

Client Sample Results

Client: Weston Solutions, Inc.
Project/Site: DAS R34842

TestAmerica Job ID: 680-122192-1
SDG: 680122192

Client Sample ID: C0AC0

Date Collected: 02/23/16 14:20
Date Received: 02/24/16 09:29

Lab Sample ID: 680-122192-15

Matrix: Solid
Percent Solids: 92.0

Method: 8260B - Volatile Organic Compounds (GC/MS)

Analyte	Result	Qualifier	RL	MDL	Unit	D	Prepared	Analyzed	Dil Fac
Acetone	11	U	49	11	ug/Kg	☼	02/24/16 11:47	02/25/16 19:49	1
Benzene	0.72	U	4.9	0.72	ug/Kg	☼	02/24/16 11:47	02/25/16 19:49	1
Bromobenzene	1.7	U	4.9	1.7	ug/Kg	☼	02/24/16 11:47	02/25/16 19:49	1
Bromochloromethane	3.2	U	4.9	3.2	ug/Kg	☼	02/24/16 11:47	02/25/16 19:49	1
Bromodichloromethane	0.95	U	4.9	0.95	ug/Kg	☼	02/24/16 11:47	02/25/16 19:49	1
Bromoform	1.5	U	4.9	1.5	ug/Kg	☼	02/24/16 11:47	02/25/16 19:49	1
Bromomethane	1.5	U	4.9	1.5	ug/Kg	☼	02/24/16 11:47	02/25/16 19:49	1
2-Butanone (MEK)	2.4	U	25	2.4	ug/Kg	☼	02/24/16 11:47	02/25/16 19:49	1
n-Butylbenzene	2.4	U	4.9	2.4	ug/Kg	☼	02/24/16 11:47	02/25/16 19:49	1
sec-Butylbenzene	2.1	U	4.9	2.1	ug/Kg	☼	02/24/16 11:47	02/25/16 19:49	1
tert-Butylbenzene	1.8	U	4.9	1.8	ug/Kg	☼	02/24/16 11:47	02/25/16 19:49	1
Carbon disulfide	1.1	U	4.9	1.1	ug/Kg	☼	02/24/16 11:47	02/25/16 19:49	1
Carbon tetrachloride	0.82	U	4.9	0.82	ug/Kg	☼	02/24/16 11:47	02/25/16 19:49	1
Chlorobenzene	0.94	U	4.9	0.94	ug/Kg	☼	02/24/16 11:47	02/25/16 19:49	1
Chloroethane	2.7	U	4.9	2.7	ug/Kg	☼	02/24/16 11:47	02/25/16 19:49	1
Chloroform	1.1	U	4.9	1.1	ug/Kg	☼	02/24/16 11:47	02/25/16 19:49	1
Chloromethane	0.98	U	4.9	0.98	ug/Kg	☼	02/24/16 11:47	02/25/16 19:49	1
2-Chlorotoluene	2.0	U	4.9	2.0	ug/Kg	☼	02/24/16 11:47	02/25/16 19:49	1
4-Chlorotoluene	1.7	U	4.9	1.7	ug/Kg	☼	02/24/16 11:47	02/25/16 19:49	1
Dibromochloromethane	1.7	U	4.9	1.7	ug/Kg	☼	02/24/16 11:47	02/25/16 19:49	1
1,2-Dibromo-3-Chloropropane	4.3	U	9.8	4.3	ug/Kg	☼	02/24/16 11:47	02/25/16 19:49	1
1,2-Dibromoethane	1.5	U	4.9	1.5	ug/Kg	☼	02/24/16 11:47	02/25/16 19:49	1
Dibromomethane	1.7	U	4.9	1.7	ug/Kg	☼	02/24/16 11:47	02/25/16 19:49	1
1,2-Dichlorobenzene	1.3	U	4.9	1.3	ug/Kg	☼	02/24/16 11:47	02/25/16 19:49	1
1,3-Dichlorobenzene	1.6	U	4.9	1.6	ug/Kg	☼	02/24/16 11:47	02/25/16 19:49	1
1,4-Dichlorobenzene	0.73	U	4.9	0.73	ug/Kg	☼	02/24/16 11:47	02/25/16 19:49	1
Dichlorodifluoromethane	0.92	U	4.9	0.92	ug/Kg	☼	02/24/16 11:47	02/25/16 19:49	1
1,1-Dichloroethane	1.1	U	4.9	1.1	ug/Kg	☼	02/24/16 11:47	02/25/16 19:49	1
1,2-Dichloroethane	1.1	U	4.9	1.1	ug/Kg	☼	02/24/16 11:47	02/25/16 19:49	1
cis-1,2-Dichloroethene	1.4	U	4.9	1.4	ug/Kg	☼	02/24/16 11:47	02/25/16 19:49	1
trans-1,2-Dichloroethene	0.62	U	4.9	0.62	ug/Kg	☼	02/24/16 11:47	02/25/16 19:49	1
1,2-Dichloroethene, Total	0.62	U	9.8	0.62	ug/Kg	☼	02/24/16 11:47	02/25/16 19:49	1
1,1-Dichloroethene	1.5	U	4.9	1.5	ug/Kg	☼	02/24/16 11:47	02/25/16 19:49	1
1,2-Dichloropropane	0.85	U	4.9	0.85	ug/Kg	☼	02/24/16 11:47	02/25/16 19:49	1
1,3-Dichloropropane	1.8	U	4.9	1.8	ug/Kg	☼	02/24/16 11:47	02/25/16 19:49	1
2,2-Dichloropropane	1.1	U	4.9	1.1	ug/Kg	☼	02/24/16 11:47	02/25/16 19:49	1
1,1-Dichloropropene	0.93	U	4.9	0.93	ug/Kg	☼	02/24/16 11:47	02/25/16 19:49	1
cis-1,3-Dichloropropene	0.82	U	4.9	0.82	ug/Kg	☼	02/24/16 11:47	02/25/16 19:49	1
trans-1,3-Dichloropropene	0.86	U	4.9	0.86	ug/Kg	☼	02/24/16 11:47	02/25/16 19:49	1
Ethylbenzene	1.3	U	4.9	1.3	ug/Kg	☼	02/24/16 11:47	02/25/16 19:49	1
2-Hexanone	3.2	U	25	3.2	ug/Kg	☼	02/24/16 11:47	02/25/16 19:49	1
Isopropylbenzene	1.9	U	4.9	1.9	ug/Kg	☼	02/24/16 11:47	02/25/16 19:49	1
p-Isopropyltoluene	2.2	U	4.9	2.2	ug/Kg	☼	02/24/16 11:47	02/25/16 19:49	1
Methylene Chloride	0.96	U	4.9	0.96	ug/Kg	☼	02/24/16 11:47	02/25/16 19:49	1
4-Methyl-2-pentanone	4.1	U	25	4.1	ug/Kg	☼	02/24/16 11:47	02/25/16 19:49	1
Methyl tert-butyl ether	0.98	U	4.9	0.98	ug/Kg	☼	02/24/16 11:47	02/25/16 19:49	1
N-Propylbenzene	2.7	U	4.9	2.7	ug/Kg	☼	02/24/16 11:47	02/25/16 19:49	1
Styrene	0.91	U	4.9	0.91	ug/Kg	☼	02/24/16 11:47	02/25/16 19:49	1
1,1,1,2-Tetrachloroethane	2.4	U	4.9	2.4	ug/Kg	☼	02/24/16 11:47	02/25/16 19:49	1

Client Sample Results

Client: Weston Solutions, Inc.
Project/Site: DAS R34842

TestAmerica Job ID: 680-122192-1
SDG: 680122192

Client Sample ID: C0AC0

Date Collected: 02/23/16 14:20
Date Received: 02/24/16 09:29

Lab Sample ID: 680-122192-15

Matrix: Solid
Percent Solids: 92.0

Method: 8260B - Volatile Organic Compounds (GC/MS) (Continued)

Analyte	Result	Qualifier	RL	MDL	Unit	D	Prepared	Analyzed	Dil Fac
1,1,2,2-Tetrachloroethane	1.6	U	4.9	1.6	ug/Kg	☼	02/24/16 11:47	02/25/16 19:49	1
Tetrachloroethene	1.9	U	4.9	1.9	ug/Kg	☼	02/24/16 11:47	02/25/16 19:49	1
Toluene	0.83	U	4.9	0.83	ug/Kg	☼	02/24/16 11:47	02/25/16 19:49	1
1,2,3-Trichlorobenzene	1.6	U	4.9	1.6	ug/Kg	☼	02/24/16 11:47	02/25/16 19:49	1
1,2,4-Trichlorobenzene	0.87	U	4.9	0.87	ug/Kg	☼	02/24/16 11:47	02/25/16 19:49	1
1,1,1-Trichloroethane	0.58	U	4.9	0.58	ug/Kg	☼	02/24/16 11:47	02/25/16 19:49	1
1,1,2-Trichloroethane	1.3	U	4.9	1.3	ug/Kg	☼	02/24/16 11:47	02/25/16 19:49	1
Trichloroethene	1.3	U	4.9	1.3	ug/Kg	☼	02/24/16 11:47	02/25/16 19:49	1
Trichlorofluoromethane	1.2	U	4.9	1.2	ug/Kg	☼	02/24/16 11:47	02/25/16 19:49	1
1,2,3-Trichloropropane	2.4	U	4.9	2.4	ug/Kg	☼	02/24/16 11:47	02/25/16 19:49	1
1,1,2-Trichloro-1,2,2-trifluoroethane	1.3	U	4.9	1.3	ug/Kg	☼	02/24/16 11:47	02/25/16 19:49	1
1,2,4-Trimethylbenzene	1.4	U	4.9	1.4	ug/Kg	☼	02/24/16 11:47	02/25/16 19:49	1
1,3,5-Trimethylbenzene	1.7	U	4.9	1.7	ug/Kg	☼	02/24/16 11:47	02/25/16 19:49	1
Vinyl acetate	2.5	U	9.8	2.5	ug/Kg	☼	02/24/16 11:47	02/25/16 19:49	1
Vinyl chloride	1.5	U	4.9	1.5	ug/Kg	☼	02/24/16 11:47	02/25/16 19:49	1
o-Xylene	1.1	U	4.9	1.1	ug/Kg	☼	02/24/16 11:47	02/25/16 19:49	1
m-Xylene & p-Xylene	2.6	U	4.9	2.6	ug/Kg	☼	02/24/16 11:47	02/25/16 19:49	1
Xylenes, Total	1.1	U	9.8	1.1	ug/Kg	☼	02/24/16 11:47	02/25/16 19:49	1
Cyclohexane	1.3	U	4.9	1.3	ug/Kg	☼	02/24/16 11:47	02/25/16 19:49	1
Methylcyclohexane	0.85	U	4.9	0.85	ug/Kg	☼	02/24/16 11:47	02/25/16 19:49	1
Methyl acetate	4.9	U	25	4.9	ug/Kg	☼	02/24/16 11:47	02/25/16 19:49	1

Surrogate	*%Recovery*	*Qualifier*	*Limits*	*Prepared*	*Analyzed*	*Dil Fac*
Toluene-d8 (Surr)	*82*		*70 - 130*	*02/24/16 11:47*	*02/25/16 19:49*	*1*
1,2-Dichloroethane-d4 (Surr)	*90*		*70 - 130*	*02/24/16 11:47*	*02/25/16 19:49*	*1*
Dibromofluoromethane (Surr)	*90*		*70 - 130*	*02/24/16 11:47*	*02/25/16 19:49*	*1*
4-Bromofluorobenzene (Surr)	*109*		*70 - 130*	*02/24/16 11:47*	*02/25/16 19:49*	*1*

Client Sample Results

Client: Weston Solutions, Inc.
Project/Site: DAS R34842

TestAmerica Job ID: 680-122192-1
SDG: 680122192

Client Sample ID: C0AC1

Date Collected: 02/23/16 14:25
Date Received: 02/24/16 09:29

Lab Sample ID: 680-122192-16

Matrix: Solid
Percent Solids: 77.5

Method: 8260B - Volatile Organic Compounds (GC/MS)

Analyte	Result	Qualifier	RL	MDL	Unit	D	Prepared	Analyzed	Dil Fac
Acetone	29	J	55	12	ug/Kg	☼	02/24/16 11:47	02/28/16 16:39	1
Benzene	0.80	U	5.5	0.80	ug/Kg	☼	02/24/16 11:47	02/28/16 16:39	1
Bromobenzene	1.9	U	5.5	1.9	ug/Kg	☼	02/24/16 11:47	02/28/16 16:39	1
Bromochloromethane	3.6	U	5.5	3.6	ug/Kg	☼	02/24/16 11:47	02/28/16 16:39	1
Bromodichloromethane	1.1	U	5.5	1.1	ug/Kg	☼	02/24/16 11:47	02/28/16 16:39	1
Bromoform	1.6	U	5.5	1.6	ug/Kg	☼	02/24/16 11:47	02/28/16 16:39	1
Bromomethane	1.6	U	5.5	1.6	ug/Kg	☼	02/24/16 11:47	02/28/16 16:39	1
2-Butanone (MEK)	2.6	U	27	2.6	ug/Kg	☼	02/24/16 11:47	02/28/16 16:39	1
n-Butylbenzene	2.6	U	5.5	2.6	ug/Kg	☼	02/24/16 11:47	02/28/16 16:39	1
sec-Butylbenzene	2.3	U	5.5	2.3	ug/Kg	☼	02/24/16 11:47	02/28/16 16:39	1
tert-Butylbenzene	2.0	U	5.5	2.0	ug/Kg	☼	02/24/16 11:47	02/28/16 16:39	1
Carbon disulfide	1.2	U	5.5	1.2	ug/Kg	☼	02/24/16 11:47	02/28/16 16:39	1
Carbon tetrachloride	0.91	U	5.5	0.91	ug/Kg	☼	02/24/16 11:47	02/28/16 16:39	1
Chlorobenzene	1.1	U	5.5	1.1	ug/Kg	☼	02/24/16 11:47	02/28/16 16:39	1
Chloroethane	3.0	U	5.5	3.0	ug/Kg	☼	02/24/16 11:47	02/28/16 16:39	1
Chloroform	1.2	U	5.5	1.2	ug/Kg	☼	02/24/16 11:47	02/28/16 16:39	1
Chloromethane	1.1	U	5.5	1.1	ug/Kg	☼	02/24/16 11:47	02/28/16 16:39	1
2-Chlorotoluene	2.2	U	5.5	2.2	ug/Kg	☼	02/24/16 11:47	02/28/16 16:39	1
4-Chlorotoluene	1.9	U	5.5	1.9	ug/Kg	☼	02/24/16 11:47	02/28/16 16:39	1
Dibromochloromethane	1.9	U	5.5	1.9	ug/Kg	☼	02/24/16 11:47	02/28/16 16:39	1
1,2-Dibromo-3-Chloropropane	4.8	U	11	4.8	ug/Kg	☼	02/24/16 11:47	02/28/16 16:39	1
1,2-Dibromoethane	1.6	U	5.5	1.6	ug/Kg	☼	02/24/16 11:47	02/28/16 16:39	1
Dibromomethane	1.9	U	5.5	1.9	ug/Kg	☼	02/24/16 11:47	02/28/16 16:39	1
1,2-Dichlorobenzene	1.4	U	5.5	1.4	ug/Kg	☼	02/24/16 11:47	02/28/16 16:39	1
1,3-Dichlorobenzene	1.8	U	5.5	1.8	ug/Kg	☼	02/24/16 11:47	02/28/16 16:39	1
1,4-Dichlorobenzene	0.81	U	5.5	0.81	ug/Kg	☼	02/24/16 11:47	02/28/16 16:39	1
Dichlorodifluoromethane	1.0	U	5.5	1.0	ug/Kg	☼	02/24/16 11:47	02/28/16 16:39	1
1,1-Dichloroethane	1.2	U	5.5	1.2	ug/Kg	☼	02/24/16 11:47	02/28/16 16:39	1
1,2-Dichloroethane	1.2	U	5.5	1.2	ug/Kg	☼	02/24/16 11:47	02/28/16 16:39	1
cis-1,2-Dichloroethene	1.5	U	5.5	1.5	ug/Kg	☼	02/24/16 11:47	02/28/16 16:39	1
trans-1,2-Dichloroethene	0.69	U	5.5	0.69	ug/Kg	☼	02/24/16 11:47	02/28/16 16:39	1
1,2-Dichloroethene, Total	0.69	U	11	0.69	ug/Kg	☼	02/24/16 11:47	02/28/16 16:39	1
1,1-Dichloroethene	1.6	U	5.5	1.6	ug/Kg	☼	02/24/16 11:47	02/28/16 16:39	1
1,2-Dichloropropane	0.94	U	5.5	0.94	ug/Kg	☼	02/24/16 11:47	02/28/16 16:39	1
1,3-Dichloropropane	2.0	U	5.5	2.0	ug/Kg	☼	02/24/16 11:47	02/28/16 16:39	1
2,2-Dichloropropane	1.2	U	5.5	1.2	ug/Kg	☼	02/24/16 11:47	02/28/16 16:39	1
1,1-Dichloropropene	1.0	U	5.5	1.0	ug/Kg	☼	02/24/16 11:47	02/28/16 16:39	1
cis-1,3-Dichloropropene	0.91	U	5.5	0.91	ug/Kg	☼	02/24/16 11:47	02/28/16 16:39	1
trans-1,3-Dichloropropene	0.95	U	5.5	0.95	ug/Kg	☼	02/24/16 11:47	02/28/16 16:39	1
Ethylbenzene	1.4	U	5.5	1.4	ug/Kg	☼	02/24/16 11:47	02/28/16 16:39	1
2-Hexanone	3.6	U	27	3.6	ug/Kg	☼	02/24/16 11:47	02/28/16 16:39	1
Isopropylbenzene	2.1	U	5.5	2.1	ug/Kg	☼	02/24/16 11:47	02/28/16 16:39	1
p-Isopropyltoluene	2.4	U	5.5	2.4	ug/Kg	☼	02/24/16 11:47	02/28/16 16:39	1
Methylene Chloride	1.1	U	5.5	1.1	ug/Kg	☼	02/24/16 11:47	02/28/16 16:39	1
4-Methyl-2-pentanone	4.6	U	27	4.6	ug/Kg	☼	02/24/16 11:47	02/28/16 16:39	1
Methyl tert-butyl ether	1.1	U	5.5	1.1	ug/Kg	☼	02/24/16 11:47	02/28/16 16:39	1
N-Propylbenzene	3.0	U	5.5	3.0	ug/Kg	☼	02/24/16 11:47	02/28/16 16:39	1
Styrene	1.0	U	5.5	1.0	ug/Kg	☼	02/24/16 11:47	02/28/16 16:39	1
1,1,1,2-Tetrachloroethane	2.6	U	5.5	2.6	ug/Kg	☼	02/24/16 11:47	02/28/16 16:39	1

Client Sample Results

Client: Weston Solutions, Inc.
Project/Site: DAS R34842

TestAmerica Job ID: 680-122192-1
SDG: 680122192

Client Sample ID: C0AC1

Date Collected: 02/23/16 14:25
Date Received: 02/24/16 09:29

Lab Sample ID: 680-122192-16

Matrix: Solid
Percent Solids: 77.5

Method: 8260B - Volatile Organic Compounds (GC/MS) (Continued)

Analyte	Result	Qualifier	RL	MDL	Unit	D	Prepared	Analyzed	Dil Fac
1,1,2,2-Tetrachloroethane	1.8	U	5.5	1.8	ug/Kg	☼	02/24/16 11:47	02/28/16 16:39	1
Tetrachloroethene	2.1	U	5.5	2.1	ug/Kg	☼	02/24/16 11:47	02/28/16 16:39	1
Toluene	0.92	U	5.5	0.92	ug/Kg	☼	02/24/16 11:47	02/28/16 16:39	1
1,2,3-Trichlorobenzene	1.8	U	5.5	1.8	ug/Kg	☼	02/24/16 11:47	02/28/16 16:39	1
1,2,4-Trichlorobenzene	0.97	U	5.5	0.97	ug/Kg	☼	02/24/16 11:47	02/28/16 16:39	1
1,1,1-Trichloroethane	0.65	U	5.5	0.65	ug/Kg	☼	02/24/16 11:47	02/28/16 16:39	1
1,1,2-Trichloroethane	1.4	U	5.5	1.4	ug/Kg	☼	02/24/16 11:47	02/28/16 16:39	1
Trichloroethene	1.4	U	5.5	1.4	ug/Kg	☼	02/24/16 11:47	02/28/16 16:39	1
Trichlorofluoromethane	1.3	U	5.5	1.3	ug/Kg	☼	02/24/16 11:47	02/28/16 16:39	1
1,2,3-Trichloropropane	2.6	U	5.5	2.6	ug/Kg	☼	02/24/16 11:47	02/28/16 16:39	1
1,1,2-Trichloro-1,2,2-trifluoroethane	1.4	U	5.5	1.4	ug/Kg	☼	02/24/16 11:47	02/28/16 16:39	1
1,2,4-Trimethylbenzene	1.5	U	5.5	1.5	ug/Kg	☼	02/24/16 11:47	02/28/16 16:39	1
1,3,5-Trimethylbenzene	1.9	U	5.5	1.9	ug/Kg	☼	02/24/16 11:47	02/28/16 16:39	1
Vinyl acetate	2.7	U	11	2.7	ug/Kg	☼	02/24/16 11:47	02/28/16 16:39	1
Vinyl chloride	1.6	U	5.5	1.6	ug/Kg	☼	02/24/16 11:47	02/28/16 16:39	1
o-Xylene	1.2	U	5.5	1.2	ug/Kg	☼	02/24/16 11:47	02/28/16 16:39	1
m-Xylene & p-Xylene	2.8	U	5.5	2.8	ug/Kg	☼	02/24/16 11:47	02/28/16 16:39	1
Xylenes, Total	1.2	U	11	1.2	ug/Kg	☼	02/24/16 11:47	02/28/16 16:39	1
Cyclohexane	1.4	U	5.5	1.4	ug/Kg	☼	02/24/16 11:47	02/28/16 16:39	1
Methylcyclohexane	0.94	U	5.5	0.94	ug/Kg	☼	02/24/16 11:47	02/28/16 16:39	1
Methyl acetate	5.5	U	27	5.5	ug/Kg	☼	02/24/16 11:47	02/28/16 16:39	1

Surrogate	*%Recovery*	*Qualifier*	*Limits*	*Prepared*	*Analyzed*	*Dil Fac*
Toluene-d8 (Surr)	*85*		*70 - 130*	*02/24/16 11:47*	*02/28/16 16:39*	*1*
1,2-Dichloroethane-d4 (Surr)	*84*		*70 - 130*	*02/24/16 11:47*	*02/28/16 16:39*	*1*
Dibromofluoromethane (Surr)	*79*		*70 - 130*	*02/24/16 11:47*	*02/28/16 16:39*	*1*
4-Bromofluorobenzene (Surr)	*116*		*70 - 130*	*02/24/16 11:47*	*02/28/16 16:39*	*1*

Client Sample Results

Client: Weston Solutions, Inc.
Project/Site: DAS R34842

TestAmerica Job ID: 680-122192-1
SDG: 680122192

Client Sample ID: C0AC2

Date Collected: 02/23/16 12:35
Date Received: 02/24/16 09:29

Lab Sample ID: 680-122192-17

Matrix: Solid
Percent Solids: 85.4

Method: 8260B - Volatile Organic Compounds (GC/MS)

Analyte	Result	Qualifier	RL	MDL	Unit	D	Prepared	Analyzed	Dil Fac
Acetone	11	U	52	11	ug/Kg	☼	02/24/16 11:47	02/28/16 17:04	1
Benzene	0.76	U	5.2	0.76	ug/Kg	☼	02/24/16 11:47	02/28/16 17:04	1
Bromobenzene	1.8	U	5.2	1.8	ug/Kg	☼	02/24/16 11:47	02/28/16 17:04	1
Bromochloromethane	3.4	U	5.2	3.4	ug/Kg	☼	02/24/16 11:47	02/28/16 17:04	1
Bromodichloromethane	1.0	U	5.2	1.0	ug/Kg	☼	02/24/16 11:47	02/28/16 17:04	1
Bromoform	1.6	U	5.2	1.6	ug/Kg	☼	02/24/16 11:47	02/28/16 17:04	1
Bromomethane	1.6	U	5.2	1.6	ug/Kg	☼	02/24/16 11:47	02/28/16 17:04	1
2-Butanone (MEK)	2.5	U	26	2.5	ug/Kg	☼	02/24/16 11:47	02/28/16 17:04	1
n-Butylbenzene	2.5	U	5.2	2.5	ug/Kg	☼	02/24/16 11:47	02/28/16 17:04	1
sec-Butylbenzene	2.2	U	5.2	2.2	ug/Kg	☼	02/24/16 11:47	02/28/16 17:04	1
tert-Butylbenzene	1.9	U	5.2	1.9	ug/Kg	☼	02/24/16 11:47	02/28/16 17:04	1
Carbon disulfide	1.1	U	5.2	1.1	ug/Kg	☼	02/24/16 11:47	02/28/16 17:04	1
Carbon tetrachloride	0.87	U	5.2	0.87	ug/Kg	☼	02/24/16 11:47	02/28/16 17:04	1
Chlorobenzene	1.0	U	5.2	1.0	ug/Kg	☼	02/24/16 11:47	02/28/16 17:04	1
Chloroethane	2.8	U	5.2	2.8	ug/Kg	☼	02/24/16 11:47	02/28/16 17:04	1
Chloroform	1.1	U	5.2	1.1	ug/Kg	☼	02/24/16 11:47	02/28/16 17:04	1
Chloromethane	1.0	U	5.2	1.0	ug/Kg	☼	02/24/16 11:47	02/28/16 17:04	1
2-Chlorotoluene	2.1	U	5.2	2.1	ug/Kg	☼	02/24/16 11:47	02/28/16 17:04	1
4-Chlorotoluene	1.8	U	5.2	1.8	ug/Kg	☼	02/24/16 11:47	02/28/16 17:04	1
Dibromochloromethane	1.8	U	5.2	1.8	ug/Kg	☼	02/24/16 11:47	02/28/16 17:04	1
1,2-Dibromo-3-Chloropropane	4.6	U	10	4.6	ug/Kg	☼	02/24/16 11:47	02/28/16 17:04	1
1,2-Dibromoethane	1.6	U	5.2	1.6	ug/Kg	☼	02/24/16 11:47	02/28/16 17:04	1
Dibromomethane	1.8	U	5.2	1.8	ug/Kg	☼	02/24/16 11:47	02/28/16 17:04	1
1,2-Dichlorobenzene	1.4	U	5.2	1.4	ug/Kg	☼	02/24/16 11:47	02/28/16 17:04	1
1,3-Dichlorobenzene	1.7	U	5.2	1.7	ug/Kg	☼	02/24/16 11:47	02/28/16 17:04	1
1,4-Dichlorobenzene	0.77	U	5.2	0.77	ug/Kg	☼	02/24/16 11:47	02/28/16 17:04	1
Dichlorodifluoromethane	0.98	U	5.2	0.98	ug/Kg	☼	02/24/16 11:47	02/28/16 17:04	1
1,1-Dichloroethane	1.1	U	5.2	1.1	ug/Kg	☼	02/24/16 11:47	02/28/16 17:04	1
1,2-Dichloroethane	1.1	U	5.2	1.1	ug/Kg	☼	02/24/16 11:47	02/28/16 17:04	1
cis-1,2-Dichloroethene	1.5	U	5.2	1.5	ug/Kg	☼	02/24/16 11:47	02/28/16 17:04	1
trans-1,2-Dichloroethene	0.66	U	5.2	0.66	ug/Kg	☼	02/24/16 11:47	02/28/16 17:04	1
1,2-Dichloroethene, Total	0.66	U	10	0.66	ug/Kg	☼	02/24/16 11:47	02/28/16 17:04	1
1,1-Dichloroethene	1.6	U	5.2	1.6	ug/Kg	☼	02/24/16 11:47	02/28/16 17:04	1
1,2-Dichloropropane	0.90	U	5.2	0.90	ug/Kg	☼	02/24/16 11:47	02/28/16 17:04	1
1,3-Dichloropropane	1.9	U	5.2	1.9	ug/Kg	☼	02/24/16 11:47	02/28/16 17:04	1
2,2-Dichloropropane	1.1	U	5.2	1.1	ug/Kg	☼	02/24/16 11:47	02/28/16 17:04	1
1,1-Dichloropropene	0.99	U	5.2	0.99	ug/Kg	☼	02/24/16 11:47	02/28/16 17:04	1
cis-1,3-Dichloropropene	0.87	U	5.2	0.87	ug/Kg	☼	02/24/16 11:47	02/28/16 17:04	1
trans-1,3-Dichloropropene	0.91	U	5.2	0.91	ug/Kg	☼	02/24/16 11:47	02/28/16 17:04	1
Ethylbenzene	1.4	U	5.2	1.4	ug/Kg	☼	02/24/16 11:47	02/28/16 17:04	1
2-Hexanone	3.4	U	26	3.4	ug/Kg	☼	02/24/16 11:47	02/28/16 17:04	1
Isopropylbenzene	2.0	U	5.2	2.0	ug/Kg	☼	02/24/16 11:47	02/28/16 17:04	1
p-Isopropyltoluene	2.3	U	5.2	2.3	ug/Kg	☼	02/24/16 11:47	02/28/16 17:04	1
Methylene Chloride	1.0	U	5.2	1.0	ug/Kg	☼	02/24/16 11:47	02/28/16 17:04	1
4-Methyl-2-pentanone	4.4	U	26	4.4	ug/Kg	☼	02/24/16 11:47	02/28/16 17:04	1
Methyl tert-butyl ether	1.0	U	5.2	1.0	ug/Kg	☼	02/24/16 11:47	02/28/16 17:04	1
N-Propylbenzene	2.8	U	5.2	2.8	ug/Kg	☼	02/24/16 11:47	02/28/16 17:04	1
Styrene	0.97	U	5.2	0.97	ug/Kg	☼	02/24/16 11:47	02/28/16 17:04	1
1,1,1,2-Tetrachloroethane	2.5	U	5.2	2.5	ug/Kg	☼	02/24/16 11:47	02/28/16 17:04	1

Client Sample Results

Client: Weston Solutions, Inc.
Project/Site: DAS R34842

TestAmerica Job ID: 680-122192-1
SDG: 680122192

Client Sample ID: C0AC2

Date Collected: 02/23/16 12:35
Date Received: 02/24/16 09:29

Lab Sample ID: 680-122192-17

Matrix: Solid
Percent Solids: 85.4

Method: 8260B - Volatile Organic Compounds (GC/MS) (Continued)

Analyte	Result	Qualifier	RL	MDL	Unit	D	Prepared	Analyzed	Dil Fac
1,1,2,2-Tetrachloroethane	1.7	U	5.2	1.7	ug/Kg	☼	02/24/16 11:47	02/28/16 17:04	1
Tetrachloroethene	2.0	U	5.2	2.0	ug/Kg	☼	02/24/16 11:47	02/28/16 17:04	1
Toluene	0.88	U	5.2	0.88	ug/Kg	☼	02/24/16 11:47	02/28/16 17:04	1
1,2,3-Trichlorobenzene	1.7	U	5.2	1.7	ug/Kg	☼	02/24/16 11:47	02/28/16 17:04	1
1,2,4-Trichlorobenzene	0.93	U	5.2	0.93	ug/Kg	☼	02/24/16 11:47	02/28/16 17:04	1
1,1,1-Trichloroethane	0.62	U	5.2	0.62	ug/Kg	☼	02/24/16 11:47	02/28/16 17:04	1
1,1,2-Trichloroethane	1.4	U	5.2	1.4	ug/Kg	☼	02/24/16 11:47	02/28/16 17:04	1
Trichloroethene	1.4	U	5.2	1.4	ug/Kg	☼	02/24/16 11:47	02/28/16 17:04	1
Trichlorofluoromethane	1.3	U	5.2	1.3	ug/Kg	☼	02/24/16 11:47	02/28/16 17:04	1
1,2,3-Trichloropropane	2.5	U	5.2	2.5	ug/Kg	☼	02/24/16 11:47	02/28/16 17:04	1
1,1,2-Trichloro-1,2,2-trifluoroethane	1.4	U	5.2	1.4	ug/Kg	☼	02/24/16 11:47	02/28/16 17:04	1
1,2,4-Trimethylbenzene	1.5	U	5.2	1.5	ug/Kg	☼	02/24/16 11:47	02/28/16 17:04	1
1,3,5-Trimethylbenzene	1.8	U	5.2	1.8	ug/Kg	☼	02/24/16 11:47	02/28/16 17:04	1
Vinyl acetate	2.6	U	10	2.6	ug/Kg	☼	02/24/16 11:47	02/28/16 17:04	1
Vinyl chloride	1.6	U	5.2	1.6	ug/Kg	☼	02/24/16 11:47	02/28/16 17:04	1
o-Xylene	1.1	U	5.2	1.1	ug/Kg	☼	02/24/16 11:47	02/28/16 17:04	1
m-Xylene & p-Xylene	2.7	U	5.2	2.7	ug/Kg	☼	02/24/16 11:47	02/28/16 17:04	1
Xylenes, Total	1.1	U	10	1.1	ug/Kg	☼	02/24/16 11:47	02/28/16 17:04	1
Cyclohexane	1.4	U	5.2	1.4	ug/Kg	☼	02/24/16 11:47	02/28/16 17:04	1
Methylcyclohexane	0.90	U	5.2	0.90	ug/Kg	☼	02/24/16 11:47	02/28/16 17:04	1
Methyl acetate	5.2	U	26	5.2	ug/Kg	☼	02/24/16 11:47	02/28/16 17:04	1

Surrogate	*%Recovery*	*Qualifier*	*Limits*	*Prepared*	*Analyzed*	*Dil Fac*
Toluene-d8 (Surr)	*82*		*70 - 130*	*02/24/16 11:47*	*02/28/16 17:04*	*1*
1,2-Dichloroethane-d4 (Surr)	*88*		*70 - 130*	*02/24/16 11:47*	*02/28/16 17:04*	*1*
Dibromofluoromethane (Surr)	*94*		*70 - 130*	*02/24/16 11:47*	*02/28/16 17:04*	*1*
4-Bromofluorobenzene (Surr)	*113*		*70 - 130*	*02/24/16 11:47*	*02/28/16 17:04*	*1*

Client Sample Results

Client: Weston Solutions, Inc.
Project/Site: DAS R34842

TestAmerica Job ID: 680-122192-1
SDG: 680122192

Client Sample ID: C0AC4

Date Collected: 02/23/16 15:55
Date Received: 02/24/16 09:29

Lab Sample ID: 680-122192-18

Matrix: Solid
Percent Solids: 85.4

Method: 8260B - Volatile Organic Compounds (GC/MS)

Analyte	Result	Qualifier	RL	MDL	Unit	D	Prepared	Analyzed	Dil Fac
Acetone	560	U	2600	560	ug/Kg	☼	02/24/16 11:47	03/02/16 19:50	40
Benzene	37	U	260	37	ug/Kg	☼	02/24/16 11:47	03/02/16 19:50	40
Bromobenzene	87	U	260	87	ug/Kg	☼	02/24/16 11:47	03/02/16 19:50	40
Bromochloromethane	170	U	260	170	ug/Kg	☼	02/24/16 11:47	03/02/16 19:50	40
Bromodichloromethane	49	U	260	49	ug/Kg	☼	02/24/16 11:47	03/02/16 19:50	40
Bromoform	77	U	260	77	ug/Kg	☼	02/24/16 11:47	03/02/16 19:50	40
Bromomethane	77	U	260	77	ug/Kg	☼	02/24/16 11:47	03/02/16 19:50	40
2-Butanone (MEK)	120	U	1300	120	ug/Kg	☼	02/24/16 11:47	03/02/16 19:50	40
n-Butylbenzene	120	U	260	120	ug/Kg	☼	02/24/16 11:47	03/02/16 19:50	40
sec-Butylbenzene	110	U	260	110	ug/Kg	☼	02/24/16 11:47	03/02/16 19:50	40
tert-Butylbenzene	92	U	260	92	ug/Kg	☼	02/24/16 11:47	03/02/16 19:50	40
Carbon disulfide	56	U	260	56	ug/Kg	☼	02/24/16 11:47	03/02/16 19:50	40
Carbon tetrachloride	42	U	260	42	ug/Kg	☼	02/24/16 11:47	03/02/16 19:50	40
Chlorobenzene	49	U	260	49	ug/Kg	☼	02/24/16 11:47	03/02/16 19:50	40
Chloroethane	140	U	260	140	ug/Kg	☼	02/24/16 11:47	03/02/16 19:50	40
Chloroform	56	U	260	56	ug/Kg	☼	02/24/16 11:47	03/02/16 19:50	40
Chloromethane	51	U	260	51	ug/Kg	☼	02/24/16 11:47	03/02/16 19:50	40
2-Chlorotoluene	100	U	260	100	ug/Kg	☼	02/24/16 11:47	03/02/16 19:50	40
4-Chlorotoluene	87	U	260	87	ug/Kg	☼	02/24/16 11:47	03/02/16 19:50	40
Dibromochloromethane	87	U	260	87	ug/Kg	☼	02/24/16 11:47	03/02/16 19:50	40
1,2-Dibromo-3-Chloropropane	220	U	510	220	ug/Kg	☼	02/24/16 11:47	03/02/16 19:50	40
1,2-Dibromoethane	77	U	260	77	ug/Kg	☼	02/24/16 11:47	03/02/16 19:50	40
Dibromomethane	87	U	260	87	ug/Kg	☼	02/24/16 11:47	03/02/16 19:50	40
1,2-Dichlorobenzene	66	U	260	66	ug/Kg	☼	02/24/16 11:47	03/02/16 19:50	40
1,3-Dichlorobenzene	82	U	260	82	ug/Kg	☼	02/24/16 11:47	03/02/16 19:50	40
1,4-Dichlorobenzene	38	U	260	38	ug/Kg	☼	02/24/16 11:47	03/02/16 19:50	40
Dichlorodifluoromethane	48	U	260	48	ug/Kg	☼	02/24/16 11:47	03/02/16 19:50	40
1,1-Dichloroethane	56	U	260	56	ug/Kg	☼	02/24/16 11:47	03/02/16 19:50	40
1,2-Dichloroethane	56	U	260	56	ug/Kg	☼	02/24/16 11:47	03/02/16 19:50	40
cis-1,2-Dichloroethene	71	U	260	71	ug/Kg	☼	02/24/16 11:47	03/02/16 19:50	40
trans-1,2-Dichloroethene	32	U	260	32	ug/Kg	☼	02/24/16 11:47	03/02/16 19:50	40
1,2-Dichloroethene, Total	32	U	510	32	ug/Kg	☼	02/24/16 11:47	03/02/16 19:50	40
1,1-Dichloroethene	77	U	260	77	ug/Kg	☼	02/24/16 11:47	03/02/16 19:50	40
1,2-Dichloropropane	44	U	260	44	ug/Kg	☼	02/24/16 11:47	03/02/16 19:50	40
1,3-Dichloropropane	92	U	260	92	ug/Kg	☼	02/24/16 11:47	03/02/16 19:50	40
2,2-Dichloropropane	56	U	260	56	ug/Kg	☼	02/24/16 11:47	03/02/16 19:50	40
1,1-Dichloropropene	48	U	260	48	ug/Kg	☼	02/24/16 11:47	03/02/16 19:50	40
cis-1,3-Dichloropropene	42	U	260	42	ug/Kg	☼	02/24/16 11:47	03/02/16 19:50	40
trans-1,3-Dichloropropene	44	U	260	44	ug/Kg	☼	02/24/16 11:47	03/02/16 19:50	40
Ethylbenzene	66	U	260	66	ug/Kg	☼	02/24/16 11:47	03/02/16 19:50	40
2-Hexanone	170	U	1300	170	ug/Kg	☼	02/24/16 11:47	03/02/16 19:50	40
Isopropylbenzene	97	U	260	97	ug/Kg	☼	02/24/16 11:47	03/02/16 19:50	40
p-Isopropyltoluene	110	U	260	110	ug/Kg	☼	02/24/16 11:47	03/02/16 19:50	40
Methylene Chloride	50	U	260	50	ug/Kg	☼	02/24/16 11:47	03/02/16 19:50	40
4-Methyl-2-pentanone	210	U	1300	210	ug/Kg	☼	02/24/16 11:47	03/02/16 19:50	40
Methyl tert-butyl ether	51	U	260	51	ug/Kg	☼	02/24/16 11:47	03/02/16 19:50	40
N-Propylbenzene	140	U	260	140	ug/Kg	☼	02/24/16 11:47	03/02/16 19:50	40
Styrene	47	U	260	47	ug/Kg	☼	02/24/16 11:47	03/02/16 19:50	40
1,1,1,2-Tetrachloroethane	120	U	260	120	ug/Kg	☼	02/24/16 11:47	03/02/16 19:50	40

Client Sample Results

Client: Weston Solutions, Inc.
Project/Site: DAS R34842

TestAmerica Job ID: 680-122192-1
SDG: 680122192

Client Sample ID: C0AC4

Date Collected: 02/23/16 15:55
Date Received: 02/24/16 09:29

Lab Sample ID: 680-122192-18

Matrix: Solid
Percent Solids: 85.4

Method: 8260B - Volatile Organic Compounds (GC/MS) (Continued)

Analyte	Result	Qualifier	RL	MDL	Unit	D	Prepared	Analyzed	Dil Fac
1,1,2,2-Tetrachloroethane	82	U	260	82	ug/Kg	☼	02/24/16 11:47	03/02/16 19:50	40
Tetrachloroethene	97	U	260	97	ug/Kg	☼	02/24/16 11:47	03/02/16 19:50	40
Toluene	**61**	**J**	260	43	ug/Kg	☼	02/24/16 11:47	03/02/16 19:50	40
1,2,3-Trichlorobenzene	82	U	260	82	ug/Kg	☼	02/24/16 11:47	03/02/16 19:50	40
1,2,4-Trichlorobenzene	45	U	260	45	ug/Kg	☼	02/24/16 11:47	03/02/16 19:50	40
1,1,1-Trichloroethane	30	U	260	30	ug/Kg	☼	02/24/16 11:47	03/02/16 19:50	40
1,1,2-Trichloroethane	66	U	260	66	ug/Kg	☼	02/24/16 11:47	03/02/16 19:50	40
Trichloroethene	66	U	260	66	ug/Kg	☼	02/24/16 11:47	03/02/16 19:50	40
Trichlorofluoromethane	61	U	260	61	ug/Kg	☼	02/24/16 11:47	03/02/16 19:50	40
1,2,3-Trichloropropane	120	U	260	120	ug/Kg	☼	02/24/16 11:47	03/02/16 19:50	40
1,1,2-Trichloro-1,2,2-trifluoroethane	66	U	260	66	ug/Kg	☼	02/24/16 11:47	03/02/16 19:50	40
1,2,4-Trimethylbenzene	71	U	260	71	ug/Kg	☼	02/24/16 11:47	03/02/16 19:50	40
1,3,5-Trimethylbenzene	87	U	260	87	ug/Kg	☼	02/24/16 11:47	03/02/16 19:50	40
Vinyl acetate	130	U	510	130	ug/Kg	☼	02/24/16 11:47	03/02/16 19:50	40
Vinyl chloride	77	U	260	77	ug/Kg	☼	02/24/16 11:47	03/02/16 19:50	40
o-Xylene	56	U	260	56	ug/Kg	☼	02/24/16 11:47	03/02/16 19:50	40
m-Xylene & p-Xylene	130	U	260	130	ug/Kg	☼	02/24/16 11:47	03/02/16 19:50	40
Xylenes, Total	56	U	510	56	ug/Kg	☼	02/24/16 11:47	03/02/16 19:50	40
Cyclohexane	66	U	260	66	ug/Kg	☼	02/24/16 11:47	03/02/16 19:50	40
Methylcyclohexane	**93**	**J**	260	44	ug/Kg	☼	02/24/16 11:47	03/02/16 19:50	40
Methyl acetate	260	U	1300	260	ug/Kg	☼	02/24/16 11:47	03/02/16 19:50	40

Surrogate	*%Recovery*	*Qualifier*	*Limits*	*Prepared*	*Analyzed*	*Dil Fac*
Toluene-d8 (Surr)	*85*		*70 - 130*	*02/24/16 11:47*	*03/02/16 19:50*	*40*
1,2-Dichloroethane-d4 (Surr)	*94*		*70 - 130*	*02/24/16 11:47*	*03/02/16 19:50*	*40*
Dibromofluoromethane (Surr)	*91*		*70 - 130*	*02/24/16 11:47*	*03/02/16 19:50*	*40*
4-Bromofluorobenzene (Surr)	*102*		*70 - 130*	*02/24/16 11:47*	*03/02/16 19:50*	*40*

Client Sample Results

Client: Weston Solutions, Inc.
Project/Site: DAS R34842

TestAmerica Job ID: 680-122192-1
SDG: 680122192

Client Sample ID: C0AC5

Date Collected: 02/23/16 16:00
Date Received: 02/24/16 09:29

Lab Sample ID: 680-122192-19

Matrix: Solid
Percent Solids: 85.3

Method: 8260B - Volatile Organic Compounds (GC/MS)

Analyte	Result	Qualifier	RL	MDL	Unit	D	Prepared	Analyzed	Dil Fac
Acetone	430	U	2000	430	ug/Kg	☼	02/24/16 11:47	03/02/16 20:14	40
Benzene	29	U	200	29	ug/Kg	☼	02/24/16 11:47	03/02/16 20:14	40
Bromobenzene	67	U	200	67	ug/Kg	☼	02/24/16 11:47	03/02/16 20:14	40
Bromochloromethane	130	U	200	130	ug/Kg	☼	02/24/16 11:47	03/02/16 20:14	40
Bromodichloromethane	38	U	200	38	ug/Kg	☼	02/24/16 11:47	03/02/16 20:14	40
Bromoform	59	U	200	59	ug/Kg	☼	02/24/16 11:47	03/02/16 20:14	40
Bromomethane	59	U	200	59	ug/Kg	☼	02/24/16 11:47	03/02/16 20:14	40
2-Butanone (MEK)	95	U	990	95	ug/Kg	☼	02/24/16 11:47	03/02/16 20:14	40
n-Butylbenzene	95	U	200	95	ug/Kg	☼	02/24/16 11:47	03/02/16 20:14	40
sec-Butylbenzene	83	U	200	83	ug/Kg	☼	02/24/16 11:47	03/02/16 20:14	40
tert-Butylbenzene	71	U	200	71	ug/Kg	☼	02/24/16 11:47	03/02/16 20:14	40
Carbon disulfide	43	U	200	43	ug/Kg	☼	02/24/16 11:47	03/02/16 20:14	40
Carbon tetrachloride	33	U	200	33	ug/Kg	☼	02/24/16 11:47	03/02/16 20:14	40
Chlorobenzene	38	U	200	38	ug/Kg	☼	02/24/16 11:47	03/02/16 20:14	40
Chloroethane	110	U	200	110	ug/Kg	☼	02/24/16 11:47	03/02/16 20:14	40
Chloroform	43	U	200	43	ug/Kg	☼	02/24/16 11:47	03/02/16 20:14	40
Chloromethane	40	U	200	40	ug/Kg	☼	02/24/16 11:47	03/02/16 20:14	40
2-Chlorotoluene	79	U	200	79	ug/Kg	☼	02/24/16 11:47	03/02/16 20:14	40
4-Chlorotoluene	67	U	200	67	ug/Kg	☼	02/24/16 11:47	03/02/16 20:14	40
Dibromochloromethane	67	U	200	67	ug/Kg	☼	02/24/16 11:47	03/02/16 20:14	40
1,2-Dibromo-3-Chloropropane	170	U	400	170	ug/Kg	☼	02/24/16 11:47	03/02/16 20:14	40
1,2-Dibromoethane	59	U	200	59	ug/Kg	☼	02/24/16 11:47	03/02/16 20:14	40
Dibromomethane	67	U	200	67	ug/Kg	☼	02/24/16 11:47	03/02/16 20:14	40
1,2-Dichlorobenzene	51	U	200	51	ug/Kg	☼	02/24/16 11:47	03/02/16 20:14	40
1,3-Dichlorobenzene	63	U	200	63	ug/Kg	☼	02/24/16 11:47	03/02/16 20:14	40
1,4-Dichlorobenzene	29	U	200	29	ug/Kg	☼	02/24/16 11:47	03/02/16 20:14	40
Dichlorodifluoromethane	37	U	200	37	ug/Kg	☼	02/24/16 11:47	03/02/16 20:14	40
1,1-Dichloroethane	43	U	200	43	ug/Kg	☼	02/24/16 11:47	03/02/16 20:14	40
1,2-Dichloroethane	43	U	200	43	ug/Kg	☼	02/24/16 11:47	03/02/16 20:14	40
cis-1,2-Dichloroethene	55	U	200	55	ug/Kg	☼	02/24/16 11:47	03/02/16 20:14	40
trans-1,2-Dichloroethene	25	U	200	25	ug/Kg	☼	02/24/16 11:47	03/02/16 20:14	40
1,2-Dichloroethene, Total	25	U	400	25	ug/Kg	☼	02/24/16 11:47	03/02/16 20:14	40
1,1-Dichloroethene	59	U	200	59	ug/Kg	☼	02/24/16 11:47	03/02/16 20:14	40
1,2-Dichloropropane	34	U	200	34	ug/Kg	☼	02/24/16 11:47	03/02/16 20:14	40
1,3-Dichloropropane	71	U	200	71	ug/Kg	☼	02/24/16 11:47	03/02/16 20:14	40
2,2-Dichloropropane	43	U	200	43	ug/Kg	☼	02/24/16 11:47	03/02/16 20:14	40
1,1-Dichloropropene	38	U	200	38	ug/Kg	☼	02/24/16 11:47	03/02/16 20:14	40
cis-1,3-Dichloropropene	33	U	200	33	ug/Kg	☼	02/24/16 11:47	03/02/16 20:14	40
trans-1,3-Dichloropropene	34	U	200	34	ug/Kg	☼	02/24/16 11:47	03/02/16 20:14	40
Ethylbenzene	51	U	200	51	ug/Kg	☼	02/24/16 11:47	03/02/16 20:14	40
2-Hexanone	130	U	990	130	ug/Kg	☼	02/24/16 11:47	03/02/16 20:14	40
Isopropylbenzene	75	U	200	75	ug/Kg	☼	02/24/16 11:47	03/02/16 20:14	40
p-Isopropyltoluene	87	U	200	87	ug/Kg	☼	02/24/16 11:47	03/02/16 20:14	40
Methylene Chloride	39	U	200	39	ug/Kg	☼	02/24/16 11:47	03/02/16 20:14	40
4-Methyl-2-pentanone	170	U	990	170	ug/Kg	☼	02/24/16 11:47	03/02/16 20:14	40
Methyl tert-butyl ether	40	U	200	40	ug/Kg	☼	02/24/16 11:47	03/02/16 20:14	40
N-Propylbenzene	110	U	200	110	ug/Kg	☼	02/24/16 11:47	03/02/16 20:14	40
Styrene	37	U	200	37	ug/Kg	☼	02/24/16 11:47	03/02/16 20:14	40
1,1,1,2-Tetrachloroethane	95	U	200	95	ug/Kg	☼	02/24/16 11:47	03/02/16 20:14	40

Client Sample Results

Client: Weston Solutions, Inc.
Project/Site: DAS R34842

TestAmerica Job ID: 680-122192-1
SDG: 680122192

Client Sample ID: C0AC5

Date Collected: 02/23/16 16:00
Date Received: 02/24/16 09:29

Lab Sample ID: 680-122192-19

Matrix: Solid
Percent Solids: 85.3

Method: 8260B - Volatile Organic Compounds (GC/MS) (Continued)

Analyte	Result	Qualifier	RL	MDL	Unit	D	Prepared	Analyzed	Dil Fac
1,1,2,2-Tetrachloroethane	63	U	200	63	ug/Kg	☼	02/24/16 11:47	03/02/16 20:14	40
Tetrachloroethene	75	U	200	75	ug/Kg	☼	02/24/16 11:47	03/02/16 20:14	40
Toluene	**33**	**J**	200	33	ug/Kg	☼	02/24/16 11:47	03/02/16 20:14	40
1,2,3-Trichlorobenzene	63	U	200	63	ug/Kg	☼	02/24/16 11:47	03/02/16 20:14	40
1,2,4-Trichlorobenzene	35	U	200	35	ug/Kg	☼	02/24/16 11:47	03/02/16 20:14	40
1,1,1-Trichloroethane	23	U	200	23	ug/Kg	☼	02/24/16 11:47	03/02/16 20:14	40
1,1,2-Trichloroethane	51	U	200	51	ug/Kg	☼	02/24/16 11:47	03/02/16 20:14	40
Trichloroethene	51	U	200	51	ug/Kg	☼	02/24/16 11:47	03/02/16 20:14	40
Trichlorofluoromethane	47	U	200	47	ug/Kg	☼	02/24/16 11:47	03/02/16 20:14	40
1,2,3-Trichloropropane	95	U	200	95	ug/Kg	☼	02/24/16 11:47	03/02/16 20:14	40
1,1,2-Trichloro-1,2,2-trifluoroethane	51	U	200	51	ug/Kg	☼	02/24/16 11:47	03/02/16 20:14	40
1,2,4-Trimethylbenzene	55	U	200	55	ug/Kg	☼	02/24/16 11:47	03/02/16 20:14	40
1,3,5-Trimethylbenzene	67	U	200	67	ug/Kg	☼	02/24/16 11:47	03/02/16 20:14	40
Vinyl acetate	99	U	400	99	ug/Kg	☼	02/24/16 11:47	03/02/16 20:14	40
Vinyl chloride	59	U	200	59	ug/Kg	☼	02/24/16 11:47	03/02/16 20:14	40
o-Xylene	43	U	200	43	ug/Kg	☼	02/24/16 11:47	03/02/16 20:14	40
m-Xylene & p-Xylene	100	U	200	100	ug/Kg	☼	02/24/16 11:47	03/02/16 20:14	40
Xylenes, Total	43	U	400	43	ug/Kg	☼	02/24/16 11:47	03/02/16 20:14	40
Cyclohexane	51	U	200	51	ug/Kg	☼	02/24/16 11:47	03/02/16 20:14	40
Methylcyclohexane	**42**	**J**	200	34	ug/Kg	☼	02/24/16 11:47	03/02/16 20:14	40
Methyl acetate	200	U	990	200	ug/Kg	☼	02/24/16 11:47	03/02/16 20:14	40

Surrogate	*%Recovery*	*Qualifier*	*Limits*	*Prepared*	*Analyzed*	*Dil Fac*
Toluene-d8 (Surr)	*85*		*70 - 130*	*02/24/16 11:47*	*03/02/16 20:14*	*40*
1,2-Dichloroethane-d4 (Surr)	*92*		*70 - 130*	*02/24/16 11:47*	*03/02/16 20:14*	*40*
Dibromofluoromethane (Surr)	*89*		*70 - 130*	*02/24/16 11:47*	*03/02/16 20:14*	*40*
4-Bromofluorobenzene (Surr)	*105*		*70 - 130*	*02/24/16 11:47*	*03/02/16 20:14*	*40*

Client Sample Results

Client: Weston Solutions, Inc.
Project/Site: DAS R34842

TestAmerica Job ID: 680-122192-1
SDG: 680122192

Client Sample ID: C0AC6

Date Collected: 02/23/16 16:15
Date Received: 02/24/16 09:29

Lab Sample ID: 680-122192-20

Matrix: Solid
Percent Solids: 86.1

Method: 8260B - Volatile Organic Compounds (GC/MS)

Analyte	Result	Qualifier	RL	MDL	Unit	D	Prepared	Analyzed	Dil Fac
Acetone	510	U	2300	510	ug/Kg	☼	02/24/16 11:47	03/02/16 20:38	40
Benzene	34	U	230	34	ug/Kg	☼	02/24/16 11:47	03/02/16 20:38	40
Bromobenzene	79	U	230	79	ug/Kg	☼	02/24/16 11:47	03/02/16 20:38	40
Bromochloromethane	150	U	230	150	ug/Kg	☼	02/24/16 11:47	03/02/16 20:38	40
Bromodichloromethane	45	U	230	45	ug/Kg	☼	02/24/16 11:47	03/02/16 20:38	40
Bromoform	70	U	230	70	ug/Kg	☼	02/24/16 11:47	03/02/16 20:38	40
Bromomethane	70	U	230	70	ug/Kg	☼	02/24/16 11:47	03/02/16 20:38	40
2-Butanone (MEK)	110	U	1200	110	ug/Kg	☼	02/24/16 11:47	03/02/16 20:38	40
n-Butylbenzene	110	U	230	110	ug/Kg	☼	02/24/16 11:47	03/02/16 20:38	40
sec-Butylbenzene	98	U	230	98	ug/Kg	☼	02/24/16 11:47	03/02/16 20:38	40
tert-Butylbenzene	84	U	230	84	ug/Kg	☼	02/24/16 11:47	03/02/16 20:38	40
Carbon disulfide	51	U	230	51	ug/Kg	☼	02/24/16 11:47	03/02/16 20:38	40
Carbon tetrachloride	39	U	230	39	ug/Kg	☼	02/24/16 11:47	03/02/16 20:38	40
Chlorobenzene	45	U	230	45	ug/Kg	☼	02/24/16 11:47	03/02/16 20:38	40
Chloroethane	130	U	230	130	ug/Kg	☼	02/24/16 11:47	03/02/16 20:38	40
Chloroform	51	U	230	51	ug/Kg	☼	02/24/16 11:47	03/02/16 20:38	40
Chloromethane	47	U	230	47	ug/Kg	☼	02/24/16 11:47	03/02/16 20:38	40
2-Chlorotoluene	93	U	230	93	ug/Kg	☼	02/24/16 11:47	03/02/16 20:38	40
4-Chlorotoluene	79	U	230	79	ug/Kg	☼	02/24/16 11:47	03/02/16 20:38	40
Dibromochloromethane	79	U	230	79	ug/Kg	☼	02/24/16 11:47	03/02/16 20:38	40
1,2-Dibromo-3-Chloropropane	210	U	470	210	ug/Kg	☼	02/24/16 11:47	03/02/16 20:38	40
1,2-Dibromoethane	70	U	230	70	ug/Kg	☼	02/24/16 11:47	03/02/16 20:38	40
Dibromomethane	79	U	230	79	ug/Kg	☼	02/24/16 11:47	03/02/16 20:38	40
1,2-Dichlorobenzene	61	U	230	61	ug/Kg	☼	02/24/16 11:47	03/02/16 20:38	40
1,3-Dichlorobenzene	75	U	230	75	ug/Kg	☼	02/24/16 11:47	03/02/16 20:38	40
1,4-Dichlorobenzene	35	U	230	35	ug/Kg	☼	02/24/16 11:47	03/02/16 20:38	40
Dichlorodifluoromethane	44	U	230	44	ug/Kg	☼	02/24/16 11:47	03/02/16 20:38	40
1,1-Dichloroethane	51	U	230	51	ug/Kg	☼	02/24/16 11:47	03/02/16 20:38	40
1,2-Dichloroethane	51	U	230	51	ug/Kg	☼	02/24/16 11:47	03/02/16 20:38	40
cis-1,2-Dichloroethene	65	U	230	65	ug/Kg	☼	02/24/16 11:47	03/02/16 20:38	40
trans-1,2-Dichloroethene	29	U	230	29	ug/Kg	☼	02/24/16 11:47	03/02/16 20:38	40
1,2-Dichloroethene, Total	29	U	470	29	ug/Kg	☼	02/24/16 11:47	03/02/16 20:38	40
1,1-Dichloroethene	70	U	230	70	ug/Kg	☼	02/24/16 11:47	03/02/16 20:38	40
1,2-Dichloropropane	40	U	230	40	ug/Kg	☼	02/24/16 11:47	03/02/16 20:38	40
1,3-Dichloropropane	84	U	230	84	ug/Kg	☼	02/24/16 11:47	03/02/16 20:38	40
2,2-Dichloropropane	51	U	230	51	ug/Kg	☼	02/24/16 11:47	03/02/16 20:38	40
1,1-Dichloropropene	44	U	230	44	ug/Kg	☼	02/24/16 11:47	03/02/16 20:38	40
cis-1,3-Dichloropropene	39	U	230	39	ug/Kg	☼	02/24/16 11:47	03/02/16 20:38	40
trans-1,3-Dichloropropene	41	U	230	41	ug/Kg	☼	02/24/16 11:47	03/02/16 20:38	40
Ethylbenzene	61	U	230	61	ug/Kg	☼	02/24/16 11:47	03/02/16 20:38	40
2-Hexanone	150	U	1200	150	ug/Kg	☼	02/24/16 11:47	03/02/16 20:38	40
Isopropylbenzene	89	U	230	89	ug/Kg	☼	02/24/16 11:47	03/02/16 20:38	40
p-Isopropyltoluene	100	U	230	100	ug/Kg	☼	02/24/16 11:47	03/02/16 20:38	40
Methylene Chloride	46	U	230	46	ug/Kg	☼	02/24/16 11:47	03/02/16 20:38	40
4-Methyl-2-pentanone	200	U	1200	200	ug/Kg	☼	02/24/16 11:47	03/02/16 20:38	40
Methyl tert-butyl ether	47	U	230	47	ug/Kg	☼	02/24/16 11:47	03/02/16 20:38	40
N-Propylbenzene	130	U	230	130	ug/Kg	☼	02/24/16 11:47	03/02/16 20:38	40
Styrene	43	U	230	43	ug/Kg	☼	02/24/16 11:47	03/02/16 20:38	40
1,1,1,2-Tetrachloroethane	110	U	230	110	ug/Kg	☼	02/24/16 11:47	03/02/16 20:38	40

Client Sample Results

Client: Weston Solutions, Inc.
Project/Site: DAS R34842

TestAmerica Job ID: 680-122192-1
SDG: 680122192

Client Sample ID: C0AC6

Date Collected: 02/23/16 16:15
Date Received: 02/24/16 09:29

Lab Sample ID: 680-122192-20

Matrix: Solid
Percent Solids: 86.1

Method: 8260B - Volatile Organic Compounds (GC/MS) (Continued)

Analyte	Result	Qualifier	RL	MDL	Unit	D	Prepared	Analyzed	Dil Fac
1,1,2,2-Tetrachloroethane	75	U	230	75	ug/Kg	☼	02/24/16 11:47	03/02/16 20:38	40
Tetrachloroethene	89	U	230	89	ug/Kg	☼	02/24/16 11:47	03/02/16 20:38	40
Toluene	**55**	**J**	230	39	ug/Kg	☼	02/24/16 11:47	03/02/16 20:38	40
1,2,3-Trichlorobenzene	75	U	230	75	ug/Kg	☼	02/24/16 11:47	03/02/16 20:38	40
1,2,4-Trichlorobenzene	42	U	230	42	ug/Kg	☼	02/24/16 11:47	03/02/16 20:38	40
1,1,1-Trichloroethane	28	U	230	28	ug/Kg	☼	02/24/16 11:47	03/02/16 20:38	40
1,1,2-Trichloroethane	61	U	230	61	ug/Kg	☼	02/24/16 11:47	03/02/16 20:38	40
Trichloroethene	61	U	230	61	ug/Kg	☼	02/24/16 11:47	03/02/16 20:38	40
Trichlorofluoromethane	56	U	230	56	ug/Kg	☼	02/24/16 11:47	03/02/16 20:38	40
1,2,3-Trichloropropane	110	U	230	110	ug/Kg	☼	02/24/16 11:47	03/02/16 20:38	40
1,1,2-Trichloro-1,2,2-trifluoroethane	61	U	230	61	ug/Kg	☼	02/24/16 11:47	03/02/16 20:38	40
1,2,4-Trimethylbenzene	65	U	230	65	ug/Kg	☼	02/24/16 11:47	03/02/16 20:38	40
1,3,5-Trimethylbenzene	79	U	230	79	ug/Kg	☼	02/24/16 11:47	03/02/16 20:38	40
Vinyl acetate	120	U	470	120	ug/Kg	☼	02/24/16 11:47	03/02/16 20:38	40
Vinyl chloride	70	U	230	70	ug/Kg	☼	02/24/16 11:47	03/02/16 20:38	40
o-Xylene	51	U	230	51	ug/Kg	☼	02/24/16 11:47	03/02/16 20:38	40
m-Xylene & p-Xylene	120	U	230	120	ug/Kg	☼	02/24/16 11:47	03/02/16 20:38	40
Xylenes, Total	51	U	470	51	ug/Kg	☼	02/24/16 11:47	03/02/16 20:38	40
Cyclohexane	61	U	230	61	ug/Kg	☼	02/24/16 11:47	03/02/16 20:38	40
Methylcyclohexane	40	U	230	40	ug/Kg	☼	02/24/16 11:47	03/02/16 20:38	40
Methyl acetate	230	U	1200	230	ug/Kg	☼	02/24/16 11:47	03/02/16 20:38	40

Surrogate	*%Recovery*	*Qualifier*	*Limits*	*Prepared*	*Analyzed*	*Dil Fac*
Toluene-d8 (Surr)	*85*		*70 - 130*	*02/24/16 11:47*	*03/02/16 20:38*	*40*
1,2-Dichloroethane-d4 (Surr)	*94*		*70 - 130*	*02/24/16 11:47*	*03/02/16 20:38*	*40*
Dibromofluoromethane (Surr)	*90*		*70 - 130*	*02/24/16 11:47*	*03/02/16 20:38*	*40*
4-Bromofluorobenzene (Surr)	*103*		*70 - 130*	*02/24/16 11:47*	*03/02/16 20:38*	*40*

Client Sample Results

Client: Weston Solutions, Inc.
Project/Site: DAS R34842

TestAmerica Job ID: 680-122192-1
SDG: 680122192

Client Sample ID: C0AC7

Date Collected: 02/23/16 16:25
Date Received: 02/24/16 09:29

Lab Sample ID: 680-122192-21

Matrix: Solid
Percent Solids: 83.0

Method: 8260B - Volatile Organic Compounds (GC/MS)

Analyte	Result	Qualifier	RL	MDL	Unit	D	Prepared	Analyzed	Dil Fac
Acetone	9.5	U	43	9.5	ug/Kg	☼	02/24/16 11:47	02/28/16 18:41	1
Benzene	0.63	U	4.3	0.63	ug/Kg	☼	02/24/16 11:47	02/28/16 18:41	1
Bromobenzene	1.5	U	4.3	1.5	ug/Kg	☼	02/24/16 11:47	02/28/16 18:41	1
Bromochloromethane	2.9	U	4.3	2.9	ug/Kg	☼	02/24/16 11:47	02/28/16 18:41	1
Bromodichloromethane	0.84	U	4.3	0.84	ug/Kg	☼	02/24/16 11:47	02/28/16 18:41	1
Bromoform	1.3	U	4.3	1.3	ug/Kg	☼	02/24/16 11:47	02/28/16 18:41	1
Bromomethane	1.3	U	4.3	1.3	ug/Kg	☼	02/24/16 11:47	02/28/16 18:41	1
2-Butanone (MEK)	2.1	U	22	2.1	ug/Kg	☼	02/24/16 11:47	02/28/16 18:41	1
n-Butylbenzene	2.1	U	4.3	2.1	ug/Kg	☼	02/24/16 11:47	02/28/16 18:41	1
sec-Butylbenzene	1.8	U	4.3	1.8	ug/Kg	☼	02/24/16 11:47	02/28/16 18:41	1
tert-Butylbenzene	1.6	U	4.3	1.6	ug/Kg	☼	02/24/16 11:47	02/28/16 18:41	1
Carbon disulfide	**3.6**	**J**	4.3	0.95	ug/Kg	☼	02/24/16 11:47	02/28/16 18:41	1
Carbon tetrachloride	0.72	U	4.3	0.72	ug/Kg	☼	02/24/16 11:47	02/28/16 18:41	1
Chlorobenzene	0.83	U	4.3	0.83	ug/Kg	☼	02/24/16 11:47	02/28/16 18:41	1
Chloroethane	2.3	U	4.3	2.3	ug/Kg	☼	02/24/16 11:47	02/28/16 18:41	1
Chloroform	0.95	U	4.3	0.95	ug/Kg	☼	02/24/16 11:47	02/28/16 18:41	1
Chloromethane	0.87	U	4.3	0.87	ug/Kg	☼	02/24/16 11:47	02/28/16 18:41	1
2-Chlorotoluene	1.7	U	4.3	1.7	ug/Kg	☼	02/24/16 11:47	02/28/16 18:41	1
4-Chlorotoluene	1.5	U	4.3	1.5	ug/Kg	☼	02/24/16 11:47	02/28/16 18:41	1
Dibromochloromethane	1.5	U	4.3	1.5	ug/Kg	☼	02/24/16 11:47	02/28/16 18:41	1
1,2-Dibromo-3-Chloropropane	3.8	U	8.7	3.8	ug/Kg	☼	02/24/16 11:47	02/28/16 18:41	1
1,2-Dibromoethane	1.3	U	4.3	1.3	ug/Kg	☼	02/24/16 11:47	02/28/16 18:41	1
Dibromomethane	1.5	U	4.3	1.5	ug/Kg	☼	02/24/16 11:47	02/28/16 18:41	1
1,2-Dichlorobenzene	1.1	U	4.3	1.1	ug/Kg	☼	02/24/16 11:47	02/28/16 18:41	1
1,3-Dichlorobenzene	1.4	U	4.3	1.4	ug/Kg	☼	02/24/16 11:47	02/28/16 18:41	1
1,4-Dichlorobenzene	0.64	U	4.3	0.64	ug/Kg	☼	02/24/16 11:47	02/28/16 18:41	1
Dichlorodifluoromethane	0.81	U	4.3	0.81	ug/Kg	☼	02/24/16 11:47	02/28/16 18:41	1
1,1-Dichloroethane	0.95	U	4.3	0.95	ug/Kg	☼	02/24/16 11:47	02/28/16 18:41	1
1,2-Dichloroethane	0.95	U	4.3	0.95	ug/Kg	☼	02/24/16 11:47	02/28/16 18:41	1
cis-1,2-Dichloroethene	1.2	U	4.3	1.2	ug/Kg	☼	02/24/16 11:47	02/28/16 18:41	1
trans-1,2-Dichloroethene	0.55	U	4.3	0.55	ug/Kg	☼	02/24/16 11:47	02/28/16 18:41	1
1,2-Dichloroethene, Total	0.55	U	8.7	0.55	ug/Kg	☼	02/24/16 11:47	02/28/16 18:41	1
1,1-Dichloroethene	1.3	U	4.3	1.3	ug/Kg	☼	02/24/16 11:47	02/28/16 18:41	1
1,2-Dichloropropane	0.75	U	4.3	0.75	ug/Kg	☼	02/24/16 11:47	02/28/16 18:41	1
1,3-Dichloropropane	1.6	U	4.3	1.6	ug/Kg	☼	02/24/16 11:47	02/28/16 18:41	1
2,2-Dichloropropane	0.95	U	4.3	0.95	ug/Kg	☼	02/24/16 11:47	02/28/16 18:41	1
1,1-Dichloropropene	0.82	U	4.3	0.82	ug/Kg	☼	02/24/16 11:47	02/28/16 18:41	1
cis-1,3-Dichloropropene	0.72	U	4.3	0.72	ug/Kg	☼	02/24/16 11:47	02/28/16 18:41	1
trans-1,3-Dichloropropene	0.75	U	4.3	0.75	ug/Kg	☼	02/24/16 11:47	02/28/16 18:41	1
Ethylbenzene	1.1	U	4.3	1.1	ug/Kg	☼	02/24/16 11:47	02/28/16 18:41	1
2-Hexanone	2.9	U	22	2.9	ug/Kg	☼	02/24/16 11:47	02/28/16 18:41	1
Isopropylbenzene	1.6	U	4.3	1.6	ug/Kg	☼	02/24/16 11:47	02/28/16 18:41	1
p-Isopropyltoluene	1.9	U	4.3	1.9	ug/Kg	☼	02/24/16 11:47	02/28/16 18:41	1
Methylene Chloride	0.85	U	4.3	0.85	ug/Kg	☼	02/24/16 11:47	02/28/16 18:41	1
4-Methyl-2-pentanone	3.6	U	22	3.6	ug/Kg	☼	02/24/16 11:47	02/28/16 18:41	1
Methyl tert-butyl ether	0.87	U	4.3	0.87	ug/Kg	☼	02/24/16 11:47	02/28/16 18:41	1
N-Propylbenzene	2.3	U	4.3	2.3	ug/Kg	☼	02/24/16 11:47	02/28/16 18:41	1
Styrene	0.81	U	4.3	0.81	ug/Kg	☼	02/24/16 11:47	02/28/16 18:41	1
1,1,1,2-Tetrachloroethane	2.1	U	4.3	2.1	ug/Kg	☼	02/24/16 11:47	02/28/16 18:41	1

Client Sample Results

Client: Weston Solutions, Inc.
Project/Site: DAS R34842

TestAmerica Job ID: 680-122192-1
SDG: 680122192

Client Sample ID: C0AC7

Date Collected: 02/23/16 16:25
Date Received: 02/24/16 09:29

Lab Sample ID: 680-122192-21

Matrix: Solid
Percent Solids: 83.0

Method: 8260B - Volatile Organic Compounds (GC/MS) (Continued)

Analyte	Result	Qualifier	RL	MDL	Unit	D	Prepared	Analyzed	Dil Fac
1,1,2,2-Tetrachloroethane	1.4	U	4.3	1.4	ug/Kg	☼	02/24/16 11:47	02/28/16 18:41	1
Tetrachloroethene	1.6	U	4.3	1.6	ug/Kg	☼	02/24/16 11:47	02/28/16 18:41	1
Toluene	0.73	U	4.3	0.73	ug/Kg	☼	02/24/16 11:47	02/28/16 18:41	1
1,2,3-Trichlorobenzene	1.4	U	4.3	1.4	ug/Kg	☼	02/24/16 11:47	02/28/16 18:41	1
1,2,4-Trichlorobenzene	0.77	U	4.3	0.77	ug/Kg	☼	02/24/16 11:47	02/28/16 18:41	1
1,1,1-Trichloroethane	0.51	U	4.3	0.51	ug/Kg	☼	02/24/16 11:47	02/28/16 18:41	1
1,1,2-Trichloroethane	1.1	U	4.3	1.1	ug/Kg	☼	02/24/16 11:47	02/28/16 18:41	1
Trichloroethene	1.1	U	4.3	1.1	ug/Kg	☼	02/24/16 11:47	02/28/16 18:41	1
Trichlorofluoromethane	1.0	U	4.3	1.0	ug/Kg	☼	02/24/16 11:47	02/28/16 18:41	1
1,2,3-Trichloropropane	2.1	U	4.3	2.1	ug/Kg	☼	02/24/16 11:47	02/28/16 18:41	1
1,1,2-Trichloro-1,2,2-trifluoroethane	1.1	U	4.3	1.1	ug/Kg	☼	02/24/16 11:47	02/28/16 18:41	1
1,2,4-Trimethylbenzene	1.2	U	4.3	1.2	ug/Kg	☼	02/24/16 11:47	02/28/16 18:41	1
1,3,5-Trimethylbenzene	1.5	U	4.3	1.5	ug/Kg	☼	02/24/16 11:47	02/28/16 18:41	1
Vinyl acetate	2.2	U	8.7	2.2	ug/Kg	☼	02/24/16 11:47	02/28/16 18:41	1
Vinyl chloride	1.3	U	4.3	1.3	ug/Kg	☼	02/24/16 11:47	02/28/16 18:41	1
o-Xylene	0.95	U	4.3	0.95	ug/Kg	☼	02/24/16 11:47	02/28/16 18:41	1
m-Xylene & p-Xylene	2.3	U	4.3	2.3	ug/Kg	☼	02/24/16 11:47	02/28/16 18:41	1
Xylenes, Total	0.95	U	8.7	0.95	ug/Kg	☼	02/24/16 11:47	02/28/16 18:41	1
Cyclohexane	1.1	U	4.3	1.1	ug/Kg	☼	02/24/16 11:47	02/28/16 18:41	1
Methylcyclohexane	0.75	U	4.3	0.75	ug/Kg	☼	02/24/16 11:47	02/28/16 18:41	1
Methyl acetate	4.3	U	22	4.3	ug/Kg	☼	02/24/16 11:47	02/28/16 18:41	1

Surrogate	*%Recovery*	*Qualifier*	*Limits*	*Prepared*	*Analyzed*	*Dil Fac*
Toluene-d8 (Surr)	*87*		*70 - 130*	*02/24/16 11:47*	*02/28/16 18:41*	*1*
1,2-Dichloroethane-d4 (Surr)	*88*		*70 - 130*	*02/24/16 11:47*	*02/28/16 18:41*	*1*
Dibromofluoromethane (Surr)	*93*		*70 - 130*	*02/24/16 11:47*	*02/28/16 18:41*	*1*
4-Bromofluorobenzene (Surr)	*106*		*70 - 130*	*02/24/16 11:47*	*02/28/16 18:41*	*1*

Client Sample Results

Client: Weston Solutions, Inc.
Project/Site: DAS R34842

TestAmerica Job ID: 680-122192-1
SDG: 680122192

Client Sample ID: C0AD0

Date Collected: 02/23/16 12:00
Date Received: 02/24/16 09:29

Lab Sample ID: 680-122192-22

Matrix: Water

Method: 8260B - Volatile Organic Compounds (GC/MS)

Analyte	Result	Qualifier	RL	MDL	Unit	D	Prepared	Analyzed	Dil Fac
1,1,1,2-Tetrachloroethane	0.37	U	1.0	0.37	ug/L			03/07/16 15:00	1
1,1,1-Trichloroethane	0.37	U	1.0	0.37	ug/L			03/07/16 15:00	1
1,1,2,2-Tetrachloroethane	0.62	U	1.0	0.62	ug/L			03/07/16 15:00	1
1,1,2-Trichloro-1,2,2-trifluoroethane	0.36	U	1.0	0.36	ug/L			03/07/16 15:00	1
1,1,2-Trichloroethane	0.33	U	1.0	0.33	ug/L			03/07/16 15:00	1
1,1-Dichloroethane	0.38	U	1.0	0.38	ug/L			03/07/16 15:00	1
1,1-Dichloroethene	0.36	U	1.0	0.36	ug/L			03/07/16 15:00	1
1,1-Dichloropropene	0.34	U	1.0	0.34	ug/L			03/07/16 15:00	1
1,2,3-Trichlorobenzene	2.5	U	5.0	2.5	ug/L			03/07/16 15:00	1
1,2,3-Trichloropropane	0.39	U	1.0	0.39	ug/L			03/07/16 15:00	1
1,2,4-Trichlorobenzene	2.5	U	5.0	2.5	ug/L			03/07/16 15:00	1
1,2,4-Trimethylbenzene	0.47	U	1.0	0.47	ug/L			03/07/16 15:00	1
1,2-Dibromo-3-Chloropropane	1.1	U	5.0	1.1	ug/L			03/07/16 15:00	1
1,2-Dibromoethane	0.44	U	1.0	0.44	ug/L			03/07/16 15:00	1
1,2-Dichlorobenzene	0.37	U	1.0	0.37	ug/L			03/07/16 15:00	1
1,2-Dichloroethane	0.50	U	1.0	0.50	ug/L			03/07/16 15:00	1
1,2-Dichloroethene, Total	0.37	U	2.0	0.37	ug/L			03/07/16 15:00	1
1,2-Dichloropropane	0.67	U	1.0	0.67	ug/L			03/07/16 15:00	1
1,3,5-Trimethylbenzene	0.31	U	1.0	0.31	ug/L			03/07/16 15:00	1
1,3-Dichlorobenzene	0.43	U	1.0	0.43	ug/L			03/07/16 15:00	1
1,3-Dichloropropane	0.34	U	1.0	0.34	ug/L			03/07/16 15:00	1
1,4-Dichlorobenzene	0.46	U	1.0	0.46	ug/L			03/07/16 15:00	1
2,2-Dichloropropane	0.37	U	1.0	0.37	ug/L			03/07/16 15:00	1
2-Butanone (MEK)	3.4	U	10	3.4	ug/L			03/07/16 15:00	1
2-Chlorotoluene	0.27	U	1.0	0.27	ug/L			03/07/16 15:00	1
2-Hexanone	2.0	U	10	2.0	ug/L			03/07/16 15:00	1
4-Chlorotoluene	0.45	U	1.0	0.45	ug/L			03/07/16 15:00	1
4-Methyl-2-pentanone	2.1	U	10	2.1	ug/L			03/07/16 15:00	1
Acetone	7.0	U	10	7.0	ug/L			03/07/16 15:00	1
Benzene	0.43	U	1.0	0.43	ug/L			03/07/16 15:00	1
Bromobenzene	0.50	U	1.0	0.50	ug/L			03/07/16 15:00	1
Bromochloromethane	0.45	U	1.0	0.45	ug/L			03/07/16 15:00	1
Bromodichloromethane	0.44	U	1.0	0.44	ug/L			03/07/16 15:00	1
Bromoform	0.43	U	1.0	0.43	ug/L			03/07/16 15:00	1
Bromomethane	2.5	U	5.0	2.5	ug/L			03/07/16 15:00	1
Carbon disulfide	1.0	U	2.0	1.0	ug/L			03/07/16 15:00	1
Carbon tetrachloride	0.33	U	1.0	0.33	ug/L			03/07/16 15:00	1
Chlorobenzene	0.26	U	1.0	0.26	ug/L			03/07/16 15:00	1
Chloroethane	2.5	U	5.0	2.5	ug/L			03/07/16 15:00	1
Chloroform	0.50	U	1.0	0.50	ug/L			03/07/16 15:00	1
Chloromethane	0.40	U	1.0	0.40	ug/L			03/07/16 15:00	1
cis-1,2-Dichloroethene	0.41	U	1.0	0.41	ug/L			03/07/16 15:00	1
cis-1,3-Dichloropropene	0.40	U	1.0	0.40	ug/L			03/07/16 15:00	1
Cyclohexane	0.39	U	1.0	0.39	ug/L			03/07/16 15:00	1
Dibromochloromethane	0.32	U	1.0	0.32	ug/L			03/07/16 15:00	1
Dibromomethane	0.35	U	1.0	0.35	ug/L			03/07/16 15:00	1
Dichlorodifluoromethane	0.60	U	1.0	0.60	ug/L			03/07/16 15:00	1
Ethylbenzene	0.33	U	1.0	0.33	ug/L			03/07/16 15:00	1
Isopropylbenzene	0.35	U	1.0	0.35	ug/L			03/07/16 15:00	1

Client Sample Results

Client: Weston Solutions, Inc.
Project/Site: DAS R34842

TestAmerica Job ID: 680-122192-1
SDG: 680122192

Client Sample ID: C0AD0

Date Collected: 02/23/16 12:00
Date Received: 02/24/16 09:29

Lab Sample ID: 680-122192-22

Matrix: Water

Method: 8260B - Volatile Organic Compounds (GC/MS) (Continued)

Analyte	Result	Qualifier	RL	MDL	Unit	D	Prepared	Analyzed	Dil Fac
Methyl tert-butyl ether	0.30	U	10	0.30	ug/L			03/07/16 15:00	1
Methylcyclohexane	0.43	U	1.0	0.43	ug/L			03/07/16 15:00	1
Methylene Chloride	2.5	U	5.0	2.5	ug/L			03/07/16 15:00	1
m-Xylene & p-Xylene	0.35	U	1.0	0.35	ug/L			03/07/16 15:00	1
n-Butylbenzene	0.47	U	1.0	0.47	ug/L			03/07/16 15:00	1
N-Propylbenzene	0.38	U	1.0	0.38	ug/L			03/07/16 15:00	1
o-Xylene	0.23	U	1.0	0.23	ug/L			03/07/16 15:00	1
p-Isopropyltoluene	0.48	U	1.0	0.48	ug/L			03/07/16 15:00	1
sec-Butylbenzene	0.42	U	1.0	0.42	ug/L			03/07/16 15:00	1
Styrene	0.27	U	1.0	0.27	ug/L			03/07/16 15:00	1
tert-Butylbenzene	0.45	U	1.0	0.45	ug/L			03/07/16 15:00	1
Tetrachloroethene	0.74	U	1.0	0.74	ug/L			03/07/16 15:00	1
Toluene	0.48	U	1.0	0.48	ug/L			03/07/16 15:00	1
trans-1,2-Dichloroethene	0.37	U	1.0	0.37	ug/L			03/07/16 15:00	1
trans-1,3-Dichloropropene	0.42	U	1.0	0.42	ug/L			03/07/16 15:00	1
Trichloroethene	0.48	U	1.0	0.48	ug/L			03/07/16 15:00	1
Trichlorofluoromethane	0.42	U	1.0	0.42	ug/L			03/07/16 15:00	1
Vinyl acetate	0.81	U	2.0	0.81	ug/L			03/07/16 15:00	1
Vinyl chloride	0.50	U	1.0	0.50	ug/L			03/07/16 15:00	1
Xylenes, Total	0.23	U	1.0	0.23	ug/L			03/07/16 15:00	1
Methyl acetate	1.8	U	5.0	1.8	ug/L			03/07/16 15:00	1

Surrogate	*%Recovery*	*Qualifier*	*Limits*	*Prepared*	*Analyzed*	*Dil Fac*
1,2-Dichloroethane-d4 (Surr)	*97*		*70 - 130*		*03/07/16 15:00*	*1*
4-Bromofluorobenzene (Surr)	*97*		*70 - 130*		*03/07/16 15:00*	*1*
Dibromofluoromethane (Surr)	*95*		*70 - 130*		*03/07/16 15:00*	*1*
Toluene-d8 (Surr)	*101*		*70 - 130*		*03/07/16 15:00*	*1*

Client Sample Results

Client: Weston Solutions, Inc.
Project/Site: DAS R34842

TestAmerica Job ID: 680-122192-1
SDG: 680122192

Client Sample ID: C0AD1

Date Collected: 02/23/16 15:30
Date Received: 02/24/16 09:29

Lab Sample ID: 680-122192-23

Matrix: Solid
Percent Solids: 89.0

Method: 8260B - Volatile Organic Compounds (GC/MS)

Analyte	Result	Qualifier	RL	MDL	Unit	D	Prepared	Analyzed	Dil Fac
Acetone	460	U	2100	460	ug/Kg	☼	02/24/16 11:47	03/02/16 21:02	40
Benzene	31	U	210	31	ug/Kg	☼	02/24/16 11:47	03/02/16 21:02	40
Bromobenzene	72	U	210	72	ug/Kg	☼	02/24/16 11:47	03/02/16 21:02	40
Bromochloromethane	140	U	210	140	ug/Kg	☼	02/24/16 11:47	03/02/16 21:02	40
Bromodichloromethane	41	U	210	41	ug/Kg	☼	02/24/16 11:47	03/02/16 21:02	40
Bromoform	63	U	210	63	ug/Kg	☼	02/24/16 11:47	03/02/16 21:02	40
Bromomethane	63	U	210	63	ug/Kg	☼	02/24/16 11:47	03/02/16 21:02	40
2-Butanone (MEK)	100	U	1100	100	ug/Kg	☼	02/24/16 11:47	03/02/16 21:02	40
n-Butylbenzene	100	U	210	100	ug/Kg	☼	02/24/16 11:47	03/02/16 21:02	40
sec-Butylbenzene	89	U	210	89	ug/Kg	☼	02/24/16 11:47	03/02/16 21:02	40
tert-Butylbenzene	76	U	210	76	ug/Kg	☼	02/24/16 11:47	03/02/16 21:02	40
Carbon disulfide	46	U	210	46	ug/Kg	☼	02/24/16 11:47	03/02/16 21:02	40
Carbon tetrachloride	35	U	210	35	ug/Kg	☼	02/24/16 11:47	03/02/16 21:02	40
Chlorobenzene	41	U	210	41	ug/Kg	☼	02/24/16 11:47	03/02/16 21:02	40
Chloroethane	110	U	210	110	ug/Kg	☼	02/24/16 11:47	03/02/16 21:02	40
Chloroform	46	U	210	46	ug/Kg	☼	02/24/16 11:47	03/02/16 21:02	40
Chloromethane	42	U	210	42	ug/Kg	☼	02/24/16 11:47	03/02/16 21:02	40
2-Chlorotoluene	84	U	210	84	ug/Kg	☼	02/24/16 11:47	03/02/16 21:02	40
4-Chlorotoluene	72	U	210	72	ug/Kg	☼	02/24/16 11:47	03/02/16 21:02	40
Dibromochloromethane	72	U	210	72	ug/Kg	☼	02/24/16 11:47	03/02/16 21:02	40
1,2-Dibromo-3-Chloropropane	190	U	420	190	ug/Kg	☼	02/24/16 11:47	03/02/16 21:02	40
1,2-Dibromoethane	63	U	210	63	ug/Kg	☼	02/24/16 11:47	03/02/16 21:02	40
Dibromomethane	72	U	210	72	ug/Kg	☼	02/24/16 11:47	03/02/16 21:02	40
1,2-Dichlorobenzene	55	U	210	55	ug/Kg	☼	02/24/16 11:47	03/02/16 21:02	40
1,3-Dichlorobenzene	68	U	210	68	ug/Kg	☼	02/24/16 11:47	03/02/16 21:02	40
1,4-Dichlorobenzene	31	U	210	31	ug/Kg	☼	02/24/16 11:47	03/02/16 21:02	40
Dichlorodifluoromethane	40	U	210	40	ug/Kg	☼	02/24/16 11:47	03/02/16 21:02	40
1,1-Dichloroethane	46	U	210	46	ug/Kg	☼	02/24/16 11:47	03/02/16 21:02	40
1,2-Dichloroethane	46	U	210	46	ug/Kg	☼	02/24/16 11:47	03/02/16 21:02	40
cis-1,2-Dichloroethene	59	U	210	59	ug/Kg	☼	02/24/16 11:47	03/02/16 21:02	40
trans-1,2-Dichloroethene	27	U	210	27	ug/Kg	☼	02/24/16 11:47	03/02/16 21:02	40
1,2-Dichloroethene, Total	27	U	420	27	ug/Kg	☼	02/24/16 11:47	03/02/16 21:02	40
1,1-Dichloroethene	63	U	210	63	ug/Kg	☼	02/24/16 11:47	03/02/16 21:02	40
1,2-Dichloropropane	36	U	210	36	ug/Kg	☼	02/24/16 11:47	03/02/16 21:02	40
1,3-Dichloropropane	76	U	210	76	ug/Kg	☼	02/24/16 11:47	03/02/16 21:02	40
2,2-Dichloropropane	46	U	210	46	ug/Kg	☼	02/24/16 11:47	03/02/16 21:02	40
1,1-Dichloropropene	40	U	210	40	ug/Kg	☼	02/24/16 11:47	03/02/16 21:02	40
cis-1,3-Dichloropropene	35	U	210	35	ug/Kg	☼	02/24/16 11:47	03/02/16 21:02	40
trans-1,3-Dichloropropene	37	U	210	37	ug/Kg	☼	02/24/16 11:47	03/02/16 21:02	40
Ethylbenzene	55	U	210	55	ug/Kg	☼	02/24/16 11:47	03/02/16 21:02	40
2-Hexanone	140	U	1100	140	ug/Kg	☼	02/24/16 11:47	03/02/16 21:02	40
Isopropylbenzene	80	U	210	80	ug/Kg	☼	02/24/16 11:47	03/02/16 21:02	40
p-Isopropyltoluene	93	U	210	93	ug/Kg	☼	02/24/16 11:47	03/02/16 21:02	40
Methylene Chloride	41	U	210	41	ug/Kg	☼	02/24/16 11:47	03/02/16 21:02	40
4-Methyl-2-pentanone	180	U	1100	180	ug/Kg	☼	02/24/16 11:47	03/02/16 21:02	40
Methyl tert-butyl ether	42	U	210	42	ug/Kg	☼	02/24/16 11:47	03/02/16 21:02	40
N-Propylbenzene	110	U	210	110	ug/Kg	☼	02/24/16 11:47	03/02/16 21:02	40
Styrene	39	U	210	39	ug/Kg	☼	02/24/16 11:47	03/02/16 21:02	40
1,1,1,2-Tetrachloroethane	100	U	210	100	ug/Kg	☼	02/24/16 11:47	03/02/16 21:02	40

Client Sample Results

Client: Weston Solutions, Inc.
Project/Site: DAS R34842

TestAmerica Job ID: 680-122192-1
SDG: 680122192

Client Sample ID: C0AD1

Date Collected: 02/23/16 15:30
Date Received: 02/24/16 09:29

Lab Sample ID: 680-122192-23

Matrix: Solid
Percent Solids: 89.0

Method: 8260B - Volatile Organic Compounds (GC/MS) (Continued)

Analyte	Result	Qualifier	RL	MDL	Unit	D	Prepared	Analyzed	Dil Fac
1,1,2,2-Tetrachloroethane	68	U	210	68	ug/Kg	☼	02/24/16 11:47	03/02/16 21:02	40
Tetrachloroethene	80	U	210	80	ug/Kg	☼	02/24/16 11:47	03/02/16 21:02	40
Toluene	35	U	210	35	ug/Kg	☼	02/24/16 11:47	03/02/16 21:02	40
1,2,3-Trichlorobenzene	68	U	210	68	ug/Kg	☼	02/24/16 11:47	03/02/16 21:02	40
1,2,4-Trichlorobenzene	38	U	210	38	ug/Kg	☼	02/24/16 11:47	03/02/16 21:02	40
1,1,1-Trichloroethane	25	U	210	25	ug/Kg	☼	02/24/16 11:47	03/02/16 21:02	40
1,1,2-Trichloroethane	55	U	210	55	ug/Kg	☼	02/24/16 11:47	03/02/16 21:02	40
Trichloroethene	55	U	210	55	ug/Kg	☼	02/24/16 11:47	03/02/16 21:02	40
Trichlorofluoromethane	51	U	210	51	ug/Kg	☼	02/24/16 11:47	03/02/16 21:02	40
1,2,3-Trichloropropane	100	U	210	100	ug/Kg	☼	02/24/16 11:47	03/02/16 21:02	40
1,1,2-Trichloro-1,2,2-trifluoroethane	55	U	210	55	ug/Kg	☼	02/24/16 11:47	03/02/16 21:02	40
1,2,4-Trimethylbenzene	59	U	210	59	ug/Kg	☼	02/24/16 11:47	03/02/16 21:02	40
1,3,5-Trimethylbenzene	72	U	210	72	ug/Kg	☼	02/24/16 11:47	03/02/16 21:02	40
Vinyl acetate	110	U	420	110	ug/Kg	☼	02/24/16 11:47	03/02/16 21:02	40
Vinyl chloride	63	U	210	63	ug/Kg	☼	02/24/16 11:47	03/02/16 21:02	40
o-Xylene	46	U	210	46	ug/Kg	☼	02/24/16 11:47	03/02/16 21:02	40
m-Xylene & p-Xylene	110	U	210	110	ug/Kg	☼	02/24/16 11:47	03/02/16 21:02	40
Xylenes, Total	46	U	420	46	ug/Kg	☼	02/24/16 11:47	03/02/16 21:02	40
Cyclohexane	55	U	210	55	ug/Kg	☼	02/24/16 11:47	03/02/16 21:02	40
Methylcyclohexane	36	U	210	36	ug/Kg	☼	02/24/16 11:47	03/02/16 21:02	40
Methyl acetate	210	U	1100	210	ug/Kg	☼	02/24/16 11:47	03/02/16 21:02	40

Surrogate	*%Recovery*	*Qualifier*	*Limits*	*Prepared*	*Analyzed*	*Dil Fac*
Toluene-d8 (Surr)	*84*		*70 - 130*	*02/24/16 11:47*	*03/02/16 21:02*	*40*
1,2-Dichloroethane-d4 (Surr)	*96*		*70 - 130*	*02/24/16 11:47*	*03/02/16 21:02*	*40*
Dibromofluoromethane (Surr)	*91*		*70 - 130*	*02/24/16 11:47*	*03/02/16 21:02*	*40*
4-Bromofluorobenzene (Surr)	*101*		*70 - 130*	*02/24/16 11:47*	*03/02/16 21:02*	*40*

Client Sample Results

Client: Weston Solutions, Inc.
Project/Site: DAS R34842

TestAmerica Job ID: 680-122192-1
SDG: 680122192

Client Sample ID: C0AD2

Date Collected: 02/23/16 15:40
Date Received: 02/24/16 09:29

Lab Sample ID: 680-122192-24

Matrix: Solid
Percent Solids: 82.7

Method: 8260B - Volatile Organic Compounds (GC/MS)

Analyte	Result	Qualifier	RL	MDL	Unit	D	Prepared	Analyzed	Dil Fac
Acetone	540	U	2400	540	ug/Kg	☼	02/24/16 11:47	03/02/16 21:27	40
Benzene	36	U	240	36	ug/Kg	☼	02/24/16 11:47	03/02/16 21:27	40
Bromobenzene	83	U	240	83	ug/Kg	☼	02/24/16 11:47	03/02/16 21:27	40
Bromochloromethane	160	U	240	160	ug/Kg	☼	02/24/16 11:47	03/02/16 21:27	40
Bromodichloromethane	47	U	240	47	ug/Kg	☼	02/24/16 11:47	03/02/16 21:27	40
Bromoform	73	U	240	73	ug/Kg	☼	02/24/16 11:47	03/02/16 21:27	40
Bromomethane	73	U	240	73	ug/Kg	☼	02/24/16 11:47	03/02/16 21:27	40
2-Butanone (MEK)	120	U	1200	120	ug/Kg	☼	02/24/16 11:47	03/02/16 21:27	40
n-Butylbenzene	120	U	240	120	ug/Kg	☼	02/24/16 11:47	03/02/16 21:27	40
sec-Butylbenzene	100	U	240	100	ug/Kg	☼	02/24/16 11:47	03/02/16 21:27	40
tert-Butylbenzene	88	U	240	88	ug/Kg	☼	02/24/16 11:47	03/02/16 21:27	40
Carbon disulfide	54	U	240	54	ug/Kg	☼	02/24/16 11:47	03/02/16 21:27	40
Carbon tetrachloride	40	U	240	40	ug/Kg	☼	02/24/16 11:47	03/02/16 21:27	40
Chlorobenzene	47	U	240	47	ug/Kg	☼	02/24/16 11:47	03/02/16 21:27	40
Chloroethane	130	U	240	130	ug/Kg	☼	02/24/16 11:47	03/02/16 21:27	40
Chloroform	54	U	240	54	ug/Kg	☼	02/24/16 11:47	03/02/16 21:27	40
Chloromethane	49	U	240	49	ug/Kg	☼	02/24/16 11:47	03/02/16 21:27	40
2-Chlorotoluene	98	U	240	98	ug/Kg	☼	02/24/16 11:47	03/02/16 21:27	40
4-Chlorotoluene	83	U	240	83	ug/Kg	☼	02/24/16 11:47	03/02/16 21:27	40
Dibromochloromethane	83	U	240	83	ug/Kg	☼	02/24/16 11:47	03/02/16 21:27	40
1,2-Dibromo-3-Chloropropane	210	U	490	210	ug/Kg	☼	02/24/16 11:47	03/02/16 21:27	40
1,2-Dibromoethane	73	U	240	73	ug/Kg	☼	02/24/16 11:47	03/02/16 21:27	40
Dibromomethane	83	U	240	83	ug/Kg	☼	02/24/16 11:47	03/02/16 21:27	40
1,2-Dichlorobenzene	63	U	240	63	ug/Kg	☼	02/24/16 11:47	03/02/16 21:27	40
1,3-Dichlorobenzene	78	U	240	78	ug/Kg	☼	02/24/16 11:47	03/02/16 21:27	40
1,4-Dichlorobenzene	36	U	240	36	ug/Kg	☼	02/24/16 11:47	03/02/16 21:27	40
Dichlorodifluoromethane	46	U	240	46	ug/Kg	☼	02/24/16 11:47	03/02/16 21:27	40
1,1-Dichloroethane	54	U	240	54	ug/Kg	☼	02/24/16 11:47	03/02/16 21:27	40
1,2-Dichloroethane	54	U	240	54	ug/Kg	☼	02/24/16 11:47	03/02/16 21:27	40
cis-1,2-Dichloroethene	68	U	240	68	ug/Kg	☼	02/24/16 11:47	03/02/16 21:27	40
trans-1,2-Dichloroethene	31	U	240	31	ug/Kg	☼	02/24/16 11:47	03/02/16 21:27	40
1,2-Dichloroethene, Total	31	U	490	31	ug/Kg	☼	02/24/16 11:47	03/02/16 21:27	40
1,1-Dichloroethene	73	U	240	73	ug/Kg	☼	02/24/16 11:47	03/02/16 21:27	40
1,2-Dichloropropane	42	U	240	42	ug/Kg	☼	02/24/16 11:47	03/02/16 21:27	40
1,3-Dichloropropane	88	U	240	88	ug/Kg	☼	02/24/16 11:47	03/02/16 21:27	40
2,2-Dichloropropane	54	U	240	54	ug/Kg	☼	02/24/16 11:47	03/02/16 21:27	40
1,1-Dichloropropene	46	U	240	46	ug/Kg	☼	02/24/16 11:47	03/02/16 21:27	40
cis-1,3-Dichloropropene	40	U	240	40	ug/Kg	☼	02/24/16 11:47	03/02/16 21:27	40
trans-1,3-Dichloropropene	42	U	240	42	ug/Kg	☼	02/24/16 11:47	03/02/16 21:27	40
Ethylbenzene	63	U	240	63	ug/Kg	☼	02/24/16 11:47	03/02/16 21:27	40
2-Hexanone	160	U	1200	160	ug/Kg	☼	02/24/16 11:47	03/02/16 21:27	40
Isopropylbenzene	93	U	240	93	ug/Kg	☼	02/24/16 11:47	03/02/16 21:27	40
p-Isopropyltoluene	110	U	240	110	ug/Kg	☼	02/24/16 11:47	03/02/16 21:27	40
Methylene Chloride	48	U	240	48	ug/Kg	☼	02/24/16 11:47	03/02/16 21:27	40
4-Methyl-2-pentanone	200	U	1200	200	ug/Kg	☼	02/24/16 11:47	03/02/16 21:27	40
Methyl tert-butyl ether	49	U	240	49	ug/Kg	☼	02/24/16 11:47	03/02/16 21:27	40
N-Propylbenzene	130	U	240	130	ug/Kg	☼	02/24/16 11:47	03/02/16 21:27	40
Styrene	45	U	240	45	ug/Kg	☼	02/24/16 11:47	03/02/16 21:27	40
1,1,1,2-Tetrachloroethane	120	U	240	120	ug/Kg	☼	02/24/16 11:47	03/02/16 21:27	40

Client Sample Results

Client: Weston Solutions, Inc.
Project/Site: DAS R34842

TestAmerica Job ID: 680-122192-1
SDG: 680122192

Client Sample ID: C0AD2

Date Collected: 02/23/16 15:40
Date Received: 02/24/16 09:29

Lab Sample ID: 680-122192-24

Matrix: Solid
Percent Solids: 82.7

Method: 8260B - Volatile Organic Compounds (GC/MS) (Continued)

Analyte	Result	Qualifier	RL	MDL	Unit	D	Prepared	Analyzed	Dil Fac
1,1,2,2-Tetrachloroethane	78	U	240	78	ug/Kg	☼	02/24/16 11:47	03/02/16 21:27	40
Tetrachloroethene	93	U	240	93	ug/Kg	☼	02/24/16 11:47	03/02/16 21:27	40
Toluene	**44**	**J**	240	41	ug/Kg	☼	02/24/16 11:47	03/02/16 21:27	40
1,2,3-Trichlorobenzene	78	U	240	78	ug/Kg	☼	02/24/16 11:47	03/02/16 21:27	40
1,2,4-Trichlorobenzene	43	U	240	43	ug/Kg	☼	02/24/16 11:47	03/02/16 21:27	40
1,1,1-Trichloroethane	29	U	240	29	ug/Kg	☼	02/24/16 11:47	03/02/16 21:27	40
1,1,2-Trichloroethane	63	U	240	63	ug/Kg	☼	02/24/16 11:47	03/02/16 21:27	40
Trichloroethene	63	U	240	63	ug/Kg	☼	02/24/16 11:47	03/02/16 21:27	40
Trichlorofluoromethane	59	U	240	59	ug/Kg	☼	02/24/16 11:47	03/02/16 21:27	40
1,2,3-Trichloropropane	120	U	240	120	ug/Kg	☼	02/24/16 11:47	03/02/16 21:27	40
1,1,2-Trichloro-1,2,2-trifluoroethane	63	U	240	63	ug/Kg	☼	02/24/16 11:47	03/02/16 21:27	40
1,2,4-Trimethylbenzene	68	U	240	68	ug/Kg	☼	02/24/16 11:47	03/02/16 21:27	40
1,3,5-Trimethylbenzene	83	U	240	83	ug/Kg	☼	02/24/16 11:47	03/02/16 21:27	40
Vinyl acetate	120	U	490	120	ug/Kg	☼	02/24/16 11:47	03/02/16 21:27	40
Vinyl chloride	73	U	240	73	ug/Kg	☼	02/24/16 11:47	03/02/16 21:27	40
o-Xylene	54	U	240	54	ug/Kg	☼	02/24/16 11:47	03/02/16 21:27	40
m-Xylene & p-Xylene	130	U	240	130	ug/Kg	☼	02/24/16 11:47	03/02/16 21:27	40
Xylenes, Total	54	U	490	54	ug/Kg	☼	02/24/16 11:47	03/02/16 21:27	40
Cyclohexane	63	U	240	63	ug/Kg	☼	02/24/16 11:47	03/02/16 21:27	40
Methylcyclohexane	42	U	240	42	ug/Kg	☼	02/24/16 11:47	03/02/16 21:27	40
Methyl acetate	**3400**		1200	240	ug/Kg	☼	02/24/16 11:47	03/02/16 21:27	40

Surrogate	*%Recovery*	*Qualifier*	*Limits*	*Prepared*	*Analyzed*	*Dil Fac*
Toluene-d8 (Surr)	*85*		*70 - 130*	*02/24/16 11:47*	*03/02/16 21:27*	*40*
1,2-Dichloroethane-d4 (Surr)	*94*		*70 - 130*	*02/24/16 11:47*	*03/02/16 21:27*	*40*
Dibromofluoromethane (Surr)	*89*		*70 - 130*	*02/24/16 11:47*	*03/02/16 21:27*	*40*
4-Bromofluorobenzene (Surr)	*102*		*70 - 130*	*02/24/16 11:47*	*03/02/16 21:27*	*40*

Client Sample Results

Client: Weston Solutions, Inc.
Project/Site: DAS R34842

TestAmerica Job ID: 680-122192-1
SDG: 680122192

Client Sample ID: C0AA6

Date Collected: 02/23/16 09:00
Date Received: 02/25/16 09:07

Lab Sample ID: 680-122281-1

Matrix: Solid
Percent Solids: 84.8

Method: 8270D - Semivolatile Organic Compounds (GC/MS)

Analyte	Result	Qualifier	RL	MDL	Unit	D	Prepared	Analyzed	Dil Fac
1,1'-Biphenyl	2000	U	2000	2000	ug/Kg	☼	02/26/16 11:50	02/26/16 21:32	1
1,2,4,5-Tetrachlorobenzene	37	U	390	37	ug/Kg	☼	02/26/16 11:50	02/26/16 21:32	1
2,2'-Oxybis(1-chloropropane)	35	U	390	35	ug/Kg	☼	02/26/16 11:50	02/26/16 21:32	1
2,3,4,6-Tetrachlorophenol	26	U	390	26	ug/Kg	☼	02/26/16 11:50	02/26/16 21:32	1
2,4,5-Trichlorophenol	41	U	390	41	ug/Kg	☼	02/26/16 11:50	02/26/16 21:32	1
2,4,6-Trichlorophenol	34	U	390	34	ug/Kg	☼	02/26/16 11:50	02/26/16 21:32	1
2,4-Dichlorophenol	41	U	390	41	ug/Kg	☼	02/26/16 11:50	02/26/16 21:32	1
2,4-Dimethylphenol	52	U	390	52	ug/Kg	☼	02/26/16 11:50	02/26/16 21:32	1
2,4-Dinitrophenol	980	U	2000	980	ug/Kg	☼	02/26/16 11:50	02/26/16 21:32	1
2,4-Dinitrotoluene	58	U	390	58	ug/Kg	☼	02/26/16 11:50	02/26/16 21:32	1
2,6-Dinitrotoluene	49	U	390	49	ug/Kg	☼	02/26/16 11:50	02/26/16 21:32	1
2-Chloronaphthalene	41	U	390	41	ug/Kg	☼	02/26/16 11:50	02/26/16 21:32	1
2-Chlorophenol	47	U	390	47	ug/Kg	☼	02/26/16 11:50	02/26/16 21:32	1
2-Methylnaphthalene	**360**	**J**	390	45	ug/Kg	☼	02/26/16 11:50	02/26/16 21:32	1
2-Methylphenol	32	U	390	32	ug/Kg	☼	02/26/16 11:50	02/26/16 21:32	1
2-Nitroaniline	53	U	2000	53	ug/Kg	☼	02/26/16 11:50	02/26/16 21:32	1
2-Nitrophenol	48	U	390	48	ug/Kg	☼	02/26/16 11:50	02/26/16 21:32	1
3 & 4 Methylphenol	51	U	390	51	ug/Kg	☼	02/26/16 11:50	02/26/16 21:32	1
3,3'-Dichlorobenzidine	33	U	780	33	ug/Kg	☼	02/26/16 11:50	02/26/16 21:32	1
3-Nitroaniline	54	U	2000	54	ug/Kg	☼	02/26/16 11:50	02/26/16 21:32	1
4,6-Dinitro-2-methylphenol	200	U	2000	200	ug/Kg	☼	02/26/16 11:50	02/26/16 21:32	1
4-Bromophenyl phenyl ether	42	U	390	42	ug/Kg	☼	02/26/16 11:50	02/26/16 21:32	1
4-Chloro-3-methylphenol	41	U	390	41	ug/Kg	☼	02/26/16 11:50	02/26/16 21:32	1
4-Chloroaniline	61	U	780	61	ug/Kg	☼	02/26/16 11:50	02/26/16 21:32	1
4-Chlorophenyl phenyl ether	52	U	390	52	ug/Kg	☼	02/26/16 11:50	02/26/16 21:32	1
4-Nitroaniline	58	U	2000	58	ug/Kg	☼	02/26/16 11:50	02/26/16 21:32	1
4-Nitrophenol	390	U	2000	390	ug/Kg	☼	02/26/16 11:50	02/26/16 21:32	1
Acenaphthene	**260**	**J**	390	48	ug/Kg	☼	02/26/16 11:50	02/26/16 21:32	1
Acenaphthylene	**180**	**J**	390	42	ug/Kg	☼	02/26/16 11:50	02/26/16 21:32	1
Acetophenone	33	U	390	33	ug/Kg	☼	02/26/16 11:50	02/26/16 21:32	1
Anthracene	**780**		390	29	ug/Kg	☼	02/26/16 11:50	02/26/16 21:32	1
Atrazine	27	U	390	27	ug/Kg	☼	02/26/16 11:50	02/26/16 21:32	1
Benzaldehyde	68	U *	390	68	ug/Kg	☼	02/26/16 11:50	02/26/16 21:32	1
Benzo[a]anthracene	**2100**		390	32	ug/Kg	☼	02/26/16 11:50	02/26/16 21:32	1
Benzo[a]pyrene	**1800**		390	61	ug/Kg	☼	02/26/16 11:50	02/26/16 21:32	1
Benzo[b]fluoranthene	**3100**		390	45	ug/Kg	☼	02/26/16 11:50	02/26/16 21:32	1
Benzo[g,h,i]perylene	**1300**		390	26	ug/Kg	☼	02/26/16 11:50	02/26/16 21:32	1
Benzo[k]fluoranthene	**1300**		390	77	ug/Kg	☼	02/26/16 11:50	02/26/16 21:32	1
Bis(2-chloroethoxy)methane	46	U	390	46	ug/Kg	☼	02/26/16 11:50	02/26/16 21:32	1
Bis(2-chloroethyl)ether	53	U	390	53	ug/Kg	☼	02/26/16 11:50	02/26/16 21:32	1
Bis(2-ethylhexyl) phthalate	34	U	390	34	ug/Kg	☼	02/26/16 11:50	02/26/16 21:32	1
Butyl benzyl phthalate	31	U	390	31	ug/Kg	☼	02/26/16 11:50	02/26/16 21:32	1
Caprolactam	78	U	390	78	ug/Kg	☼	02/26/16 11:50	02/26/16 21:32	1
Carbazole	**350**	**J**	390	35	ug/Kg	☼	02/26/16 11:50	02/26/16 21:32	1
Chrysene	**2500**		390	25	ug/Kg	☼	02/26/16 11:50	02/26/16 21:32	1
Dibenz(a,h)anthracene	**360**	**J**	390	46	ug/Kg	☼	02/26/16 11:50	02/26/16 21:32	1
Dibenzofuran	**380**	**J**	390	39	ug/Kg	☼	02/26/16 11:50	02/26/16 21:32	1
Diethyl phthalate	44	U	390	44	ug/Kg	☼	02/26/16 11:50	02/26/16 21:32	1
Dimethyl phthalate	40	U	390	40	ug/Kg	☼	02/26/16 11:50	02/26/16 21:32	1

Client Sample Results

Client: Weston Solutions, Inc.
Project/Site: DAS R34842

TestAmerica Job ID: 680-122192-1
SDG: 680122192

Client Sample ID: C0AA6

Date Collected: 02/23/16 09:00
Date Received: 02/25/16 09:07

Lab Sample ID: 680-122281-1

Matrix: Solid
Percent Solids: 84.8

Method: 8270D - Semivolatile Organic Compounds (GC/MS) (Continued)

Analyte	Result	Qualifier	RL	MDL	Unit	D	Prepared	Analyzed	Dil Fac
Di-n-butyl phthalate	35	U	390	35	ug/Kg	☼	02/26/16 11:50	02/26/16 21:32	1
Di-n-octyl phthalate	34	U	390	34	ug/Kg	☼	02/26/16 11:50	02/26/16 21:32	1
Fluoranthene	**5500**		390	38	ug/Kg	☼	02/26/16 11:50	02/26/16 21:32	1
Fluorene	**230**	**J**	390	42	ug/Kg	☼	02/26/16 11:50	02/26/16 21:32	1
Hexachlorobenzene	46	U	390	46	ug/Kg	☼	02/26/16 11:50	02/26/16 21:32	1
Hexachlorobutadiene	42	U	390	42	ug/Kg	☼	02/26/16 11:50	02/26/16 21:32	1
Hexachlorocyclopentadiene	48	U	390	48	ug/Kg	☼	02/26/16 11:50	02/26/16 21:32	1
Hexachloroethane	33	U	390	33	ug/Kg	☼	02/26/16 11:50	02/26/16 21:32	1
Indeno[1,2,3-cd]pyrene	**1400**		390	33	ug/Kg	☼	02/26/16 11:50	02/26/16 21:32	1
Isophorone	39	U	390	39	ug/Kg	☼	02/26/16 11:50	02/26/16 21:32	1
Naphthalene	**580**		390	35	ug/Kg	☼	02/26/16 11:50	02/26/16 21:32	1
Nitrobenzene	31	U	390	31	ug/Kg	☼	02/26/16 11:50	02/26/16 21:32	1
N-Nitrosodi-n-propylamine	38	U	390	38	ug/Kg	☼	02/26/16 11:50	02/26/16 21:32	1
N-Nitrosodiphenylamine	39	U	390	39	ug/Kg	☼	02/26/16 11:50	02/26/16 21:32	1
Pentachlorophenol	390	U	2000	390	ug/Kg	☼	02/26/16 11:50	02/26/16 21:32	1
Phenanthrene	**3200**		390	32	ug/Kg	☼	02/26/16 11:50	02/26/16 21:32	1
Phenol	40	U	390	40	ug/Kg	☼	02/26/16 11:50	02/26/16 21:32	1
Pyrene	**3700**		390	32	ug/Kg	☼	02/26/16 11:50	02/26/16 21:32	1
1,4-Dioxane	140	U	390	140	ug/Kg	☼	02/26/16 11:50	02/26/16 21:32	1

Surrogate	*%Recovery*	*Qualifier*	*Limits*	*Prepared*	*Analyzed*	*Dil Fac*
2,4,6-Tribromophenol	*99*		*45 - 129*	*02/26/16 11:50*	*02/26/16 21:32*	*1*
2-Fluorobiphenyl	*77*		*41 - 116*	*02/26/16 11:50*	*02/26/16 21:32*	*1*
2-Fluorophenol	*74*		*39 - 114*	*02/26/16 11:50*	*02/26/16 21:32*	*1*
Nitrobenzene-d5	*71*		*37 - 115*	*02/26/16 11:50*	*02/26/16 21:32*	*1*
Phenol-d5	*79*		*38 - 122*	*02/26/16 11:50*	*02/26/16 21:32*	*1*
Terphenyl-d14	*73*		*46 - 126*	*02/26/16 11:50*	*02/26/16 21:32*	*1*

Client Sample Results

Client: Weston Solutions, Inc.
Project/Site: DAS R34842

TestAmerica Job ID: 680-122192-1
SDG: 680122192

Client Sample ID: C0AA7

Date Collected: 02/23/16 09:15
Date Received: 02/25/16 09:07

Lab Sample ID: 680-122281-2

Matrix: Solid
Percent Solids: 84.9

Method: 8270D - Semivolatile Organic Compounds (GC/MS)

Analyte	Result	Qualifier	RL	MDL	Unit	D	Prepared	Analyzed	Dil Fac
1,1'-Biphenyl	2000	U	2000	2000	ug/Kg	☼	02/26/16 11:50	02/26/16 21:57	1
1,2,4,5-Tetrachlorobenzene	36	U	390	36	ug/Kg	☼	02/26/16 11:50	02/26/16 21:57	1
2,2'-Oxybis(1-chloropropane)	35	U	390	35	ug/Kg	☼	02/26/16 11:50	02/26/16 21:57	1
2,3,4,6-Tetrachlorophenol	26	U	390	26	ug/Kg	☼	02/26/16 11:50	02/26/16 21:57	1
2,4,5-Trichlorophenol	41	U	390	41	ug/Kg	☼	02/26/16 11:50	02/26/16 21:57	1
2,4,6-Trichlorophenol	34	U	390	34	ug/Kg	☼	02/26/16 11:50	02/26/16 21:57	1
2,4-Dichlorophenol	41	U	390	41	ug/Kg	☼	02/26/16 11:50	02/26/16 21:57	1
2,4-Dimethylphenol	52	U	390	52	ug/Kg	☼	02/26/16 11:50	02/26/16 21:57	1
2,4-Dinitrophenol	980	U	2000	980	ug/Kg	☼	02/26/16 11:50	02/26/16 21:57	1
2,4-Dinitrotoluene	58	U	390	58	ug/Kg	☼	02/26/16 11:50	02/26/16 21:57	1
2,6-Dinitrotoluene	49	U	390	49	ug/Kg	☼	02/26/16 11:50	02/26/16 21:57	1
2-Chloronaphthalene	41	U	390	41	ug/Kg	☼	02/26/16 11:50	02/26/16 21:57	1
2-Chlorophenol	47	U	390	47	ug/Kg	☼	02/26/16 11:50	02/26/16 21:57	1
2-Methylnaphthalene	45	U	390	45	ug/Kg	☼	02/26/16 11:50	02/26/16 21:57	1
2-Methylphenol	32	U	390	32	ug/Kg	☼	02/26/16 11:50	02/26/16 21:57	1
2-Nitroaniline	53	U	2000	53	ug/Kg	☼	02/26/16 11:50	02/26/16 21:57	1
2-Nitrophenol	48	U	390	48	ug/Kg	☼	02/26/16 11:50	02/26/16 21:57	1
3 & 4 Methylphenol	51	U	390	51	ug/Kg	☼	02/26/16 11:50	02/26/16 21:57	1
3,3'-Dichlorobenzidine	33	U	780	33	ug/Kg	☼	02/26/16 11:50	02/26/16 21:57	1
3-Nitroaniline	54	U	2000	54	ug/Kg	☼	02/26/16 11:50	02/26/16 21:57	1
4,6-Dinitro-2-methylphenol	200	U	2000	200	ug/Kg	☼	02/26/16 11:50	02/26/16 21:57	1
4-Bromophenyl phenyl ether	42	U	390	42	ug/Kg	☼	02/26/16 11:50	02/26/16 21:57	1
4-Chloro-3-methylphenol	41	U	390	41	ug/Kg	☼	02/26/16 11:50	02/26/16 21:57	1
4-Chloroaniline	61	U	780	61	ug/Kg	☼	02/26/16 11:50	02/26/16 21:57	1
4-Chlorophenyl phenyl ether	52	U	390	52	ug/Kg	☼	02/26/16 11:50	02/26/16 21:57	1
4-Nitroaniline	58	U	2000	58	ug/Kg	☼	02/26/16 11:50	02/26/16 21:57	1
4-Nitrophenol	390	U	2000	390	ug/Kg	☼	02/26/16 11:50	02/26/16 21:57	1
Acenaphthene	48	U	390	48	ug/Kg	☼	02/26/16 11:50	02/26/16 21:57	1
Acenaphthylene	42	U	390	42	ug/Kg	☼	02/26/16 11:50	02/26/16 21:57	1
Acetophenone	33	U	390	33	ug/Kg	☼	02/26/16 11:50	02/26/16 21:57	1
Anthracene	29	U	390	29	ug/Kg	☼	02/26/16 11:50	02/26/16 21:57	1
Atrazine	27	U	390	27	ug/Kg	☼	02/26/16 11:50	02/26/16 21:57	1
Benzaldehyde	68	U *	390	68	ug/Kg	☼	02/26/16 11:50	02/26/16 21:57	1
Benzo[a]anthracene	32	U	390	32	ug/Kg	☼	02/26/16 11:50	02/26/16 21:57	1
Benzo[a]pyrene	61	U	390	61	ug/Kg	☼	02/26/16 11:50	02/26/16 21:57	1
Benzo[b]fluoranthene	45	U	390	45	ug/Kg	☼	02/26/16 11:50	02/26/16 21:57	1
Benzo[g,h,i]perylene	26	U	390	26	ug/Kg	☼	02/26/16 11:50	02/26/16 21:57	1
Benzo[k]fluoranthene	76	U	390	76	ug/Kg	☼	02/26/16 11:50	02/26/16 21:57	1
Bis(2-chloroethoxy)methane	46	U	390	46	ug/Kg	☼	02/26/16 11:50	02/26/16 21:57	1
Bis(2-chloroethyl)ether	53	U	390	53	ug/Kg	☼	02/26/16 11:50	02/26/16 21:57	1
Bis(2-ethylhexyl) phthalate	34	U	390	34	ug/Kg	☼	02/26/16 11:50	02/26/16 21:57	1
Butyl benzyl phthalate	31	U	390	31	ug/Kg	☼	02/26/16 11:50	02/26/16 21:57	1
Caprolactam	78	U	390	78	ug/Kg	☼	02/26/16 11:50	02/26/16 21:57	1
Carbazole	35	U	390	35	ug/Kg	☼	02/26/16 11:50	02/26/16 21:57	1
Chrysene	25	U	390	25	ug/Kg	☼	02/26/16 11:50	02/26/16 21:57	1
Dibenz(a,h)anthracene	46	U	390	46	ug/Kg	☼	02/26/16 11:50	02/26/16 21:57	1
Dibenzofuran	39	U	390	39	ug/Kg	☼	02/26/16 11:50	02/26/16 21:57	1
Diethyl phthalate	43	U	390	43	ug/Kg	☼	02/26/16 11:50	02/26/16 21:57	1
Dimethyl phthalate	40	U	390	40	ug/Kg	☼	02/26/16 11:50	02/26/16 21:57	1

Client Sample Results

Client: Weston Solutions, Inc.
Project/Site: DAS R34842

TestAmerica Job ID: 680-122192-1
SDG: 680122192

Client Sample ID: C0AA7

Date Collected: 02/23/16 09:15
Date Received: 02/25/16 09:07

Lab Sample ID: 680-122281-2

Matrix: Solid
Percent Solids: 84.9

Method: 8270D - Semivolatile Organic Compounds (GC/MS) (Continued)

Analyte	Result	Qualifier	RL	MDL	Unit	D	Prepared	Analyzed	Dil Fac
Di-n-butyl phthalate	35	U	390	35	ug/Kg	☼	02/26/16 11:50	02/26/16 21:57	1
Di-n-octyl phthalate	34	U	390	34	ug/Kg	☼	02/26/16 11:50	02/26/16 21:57	1
Fluoranthene	38	U	390	38	ug/Kg	☼	02/26/16 11:50	02/26/16 21:57	1
Fluorene	42	U	390	42	ug/Kg	☼	02/26/16 11:50	02/26/16 21:57	1
Hexachlorobenzene	46	U	390	46	ug/Kg	☼	02/26/16 11:50	02/26/16 21:57	1
Hexachlorobutadiene	42	U	390	42	ug/Kg	☼	02/26/16 11:50	02/26/16 21:57	1
Hexachlorocyclopentadiene	48	U	390	48	ug/Kg	☼	02/26/16 11:50	02/26/16 21:57	1
Hexachloroethane	33	U	390	33	ug/Kg	☼	02/26/16 11:50	02/26/16 21:57	1
Indeno[1,2,3-cd]pyrene	33	U	390	33	ug/Kg	☼	02/26/16 11:50	02/26/16 21:57	1
Isophorone	39	U	390	39	ug/Kg	☼	02/26/16 11:50	02/26/16 21:57	1
Naphthalene	35	U	390	35	ug/Kg	☼	02/26/16 11:50	02/26/16 21:57	1
Nitrobenzene	31	U	390	31	ug/Kg	☼	02/26/16 11:50	02/26/16 21:57	1
N-Nitrosodi-n-propylamine	38	U	390	38	ug/Kg	☼	02/26/16 11:50	02/26/16 21:57	1
N-Nitrosodiphenylamine	39	U	390	39	ug/Kg	☼	02/26/16 11:50	02/26/16 21:57	1
Pentachlorophenol	390	U	2000	390	ug/Kg	☼	02/26/16 11:50	02/26/16 21:57	1
Phenanthrene	32	U	390	32	ug/Kg	☼	02/26/16 11:50	02/26/16 21:57	1
Phenol	40	U	390	40	ug/Kg	☼	02/26/16 11:50	02/26/16 21:57	1
Pyrene	32	U	390	32	ug/Kg	☼	02/26/16 11:50	02/26/16 21:57	1
1,4-Dioxane	140	U	390	140	ug/Kg	☼	02/26/16 11:50	02/26/16 21:57	1

Surrogate	*%Recovery*	*Qualifier*	*Limits*	*Prepared*	*Analyzed*	*Dil Fac*
2,4,6-Tribromophenol	*115*		*45 - 129*	*02/26/16 11:50*	*02/26/16 21:57*	*1*
2-Fluorobiphenyl	*92*		*41 - 116*	*02/26/16 11:50*	*02/26/16 21:57*	*1*
2-Fluorophenol	*88*		*39 - 114*	*02/26/16 11:50*	*02/26/16 21:57*	*1*
Nitrobenzene-d5	*81*		*37 - 115*	*02/26/16 11:50*	*02/26/16 21:57*	*1*
Phenol-d5	*93*		*38 - 122*	*02/26/16 11:50*	*02/26/16 21:57*	*1*
Terphenyl-d14	*93*		*46 - 126*	*02/26/16 11:50*	*02/26/16 21:57*	*1*

Client Sample Results

Client: Weston Solutions, Inc.
Project/Site: DAS R34842

TestAmerica Job ID: 680-122192-1
SDG: 680122192

Client Sample ID: C0AA8

Date Collected: 02/23/16 09:45
Date Received: 02/25/16 09:07

Lab Sample ID: 680-122281-3

Matrix: Solid
Percent Solids: 88.7

Method: 8270D - Semivolatile Organic Compounds (GC/MS)

Analyte	Result	Qualifier	RL	MDL	Unit	D	Prepared	Analyzed	Dil Fac
1,1'-Biphenyl	1900	U	1900	1900	ug/Kg	☼	02/26/16 11:50	02/27/16 16:58	1
1,2,4,5-Tetrachlorobenzene	35	U	370	35	ug/Kg	☼	02/26/16 11:50	02/27/16 16:58	1
2,2'-Oxybis(1-chloropropane)	33	U	370	33	ug/Kg	☼	02/26/16 11:50	02/27/16 16:58	1
2,3,4,6-Tetrachlorophenol	24	U	370	24	ug/Kg	☼	02/26/16 11:50	02/27/16 16:58	1
2,4,5-Trichlorophenol	39	U	370	39	ug/Kg	☼	02/26/16 11:50	02/27/16 16:58	1
2,4,6-Trichlorophenol	32	U	370	32	ug/Kg	☼	02/26/16 11:50	02/27/16 16:58	1
2,4-Dichlorophenol	39	U	370	39	ug/Kg	☼	02/26/16 11:50	02/27/16 16:58	1
2,4-Dimethylphenol	49	U	370	49	ug/Kg	☼	02/26/16 11:50	02/27/16 16:58	1
2,4-Dinitrophenol	920	U	1900	920	ug/Kg	☼	02/26/16 11:50	02/27/16 16:58	1
2,4-Dinitrotoluene	55	U	370	55	ug/Kg	☼	02/26/16 11:50	02/27/16 16:58	1
2,6-Dinitrotoluene	47	U	370	47	ug/Kg	☼	02/26/16 11:50	02/27/16 16:58	1
2-Chloronaphthalene	39	U	370	39	ug/Kg	☼	02/26/16 11:50	02/27/16 16:58	1
2-Chlorophenol	45	U	370	45	ug/Kg	☼	02/26/16 11:50	02/27/16 16:58	1
2-Methylnaphthalene	**350**	**J**	370	42	ug/Kg	☼	02/26/16 11:50	02/27/16 16:58	1
2-Methylphenol	30	U	370	30	ug/Kg	☼	02/26/16 11:50	02/27/16 16:58	1
2-Nitroaniline	50	U	1900	50	ug/Kg	☼	02/26/16 11:50	02/27/16 16:58	1
2-Nitrophenol	46	U	370	46	ug/Kg	☼	02/26/16 11:50	02/27/16 16:58	1
3 & 4 Methylphenol	48	U	370	48	ug/Kg	☼	02/26/16 11:50	02/27/16 16:58	1
3,3'-Dichlorobenzidine	31	U	730	31	ug/Kg	☼	02/26/16 11:50	02/27/16 16:58	1
3-Nitroaniline	51	U	1900	51	ug/Kg	☼	02/26/16 11:50	02/27/16 16:58	1
4,6-Dinitro-2-methylphenol	190	U	1900	190	ug/Kg	☼	02/26/16 11:50	02/27/16 16:58	1
4-Bromophenyl phenyl ether	40	U	370	40	ug/Kg	☼	02/26/16 11:50	02/27/16 16:58	1
4-Chloro-3-methylphenol	39	U	370	39	ug/Kg	☼	02/26/16 11:50	02/27/16 16:58	1
4-Chloroaniline	58	U	730	58	ug/Kg	☼	02/26/16 11:50	02/27/16 16:58	1
4-Chlorophenyl phenyl ether	49	U	370	49	ug/Kg	☼	02/26/16 11:50	02/27/16 16:58	1
4-Nitroaniline	55	U	1900	55	ug/Kg	☼	02/26/16 11:50	02/27/16 16:58	1
4-Nitrophenol	370	U	1900	370	ug/Kg	☼	02/26/16 11:50	02/27/16 16:58	1
Acenaphthene	46	U	370	46	ug/Kg	☼	02/26/16 11:50	02/27/16 16:58	1
Acenaphthylene	**46**	**J**	370	40	ug/Kg	☼	02/26/16 11:50	02/27/16 16:58	1
Acetophenone	**100**	**J**	370	31	ug/Kg	☼	02/26/16 11:50	02/27/16 16:58	1
Anthracene	**110**	**J**	370	28	ug/Kg	☼	02/26/16 11:50	02/27/16 16:58	1
Atrazine	26	U	370	26	ug/Kg	☼	02/26/16 11:50	02/27/16 16:58	1
Benzaldehyde	**240**	**J ***	370	65	ug/Kg	☼	02/26/16 11:50	02/27/16 16:58	1
Benzo[a]anthracene	**160**	**J**	370	30	ug/Kg	☼	02/26/16 11:50	02/27/16 16:58	1
Benzo[a]pyrene	**160**	**J**	370	58	ug/Kg	☼	02/26/16 11:50	02/27/16 16:58	1
Benzo[b]fluoranthene	**480**		370	42	ug/Kg	☼	02/26/16 11:50	02/27/16 16:58	1
Benzo[g,h,i]perylene	**190**	**J**	370	24	ug/Kg	☼	02/26/16 11:50	02/27/16 16:58	1
Benzo[k]fluoranthene	**140**	**J**	370	72	ug/Kg	☼	02/26/16 11:50	02/27/16 16:58	1
Bis(2-chloroethoxy)methane	43	U	370	43	ug/Kg	☼	02/26/16 11:50	02/27/16 16:58	1
Bis(2-chloroethyl)ether	50	U	370	50	ug/Kg	☼	02/26/16 11:50	02/27/16 16:58	1
Bis(2-ethylhexyl) phthalate	32	U	370	32	ug/Kg	☼	02/26/16 11:50	02/27/16 16:58	1
Butyl benzyl phthalate	29	U	370	29	ug/Kg	☼	02/26/16 11:50	02/27/16 16:58	1
Caprolactam	**100**	**J**	370	73	ug/Kg	☼	02/26/16 11:50	02/27/16 16:58	1
Carbazole	**61**	**J**	370	33	ug/Kg	☼	02/26/16 11:50	02/27/16 16:58	1
Chrysene	**440**		370	23	ug/Kg	☼	02/26/16 11:50	02/27/16 16:58	1
Dibenz(a,h)anthracene	**73**	**J**	370	43	ug/Kg	☼	02/26/16 11:50	02/27/16 16:58	1
Dibenzofuran	**140**	**J**	370	37	ug/Kg	☼	02/26/16 11:50	02/27/16 16:58	1
Diethyl phthalate	41	U	370	41	ug/Kg	☼	02/26/16 11:50	02/27/16 16:58	1
Dimethyl phthalate	38	U	370	38	ug/Kg	☼	02/26/16 11:50	02/27/16 16:58	1

Client Sample Results

Client: Weston Solutions, Inc.
Project/Site: DAS R34842

TestAmerica Job ID: 680-122192-1
SDG: 680122192

Client Sample ID: C0AA8

Date Collected: 02/23/16 09:45
Date Received: 02/25/16 09:07

Lab Sample ID: 680-122281-3

Matrix: Solid
Percent Solids: 88.7

Method: 8270D - Semivolatile Organic Compounds (GC/MS) (Continued)

Analyte	Result	Qualifier	RL	MDL	Unit	D	Prepared	Analyzed	Dil Fac
Di-n-butyl phthalate	33	U	370	33	ug/Kg	☼	02/26/16 11:50	02/27/16 16:58	1
Di-n-octyl phthalate	32	U	370	32	ug/Kg	☼	02/26/16 11:50	02/27/16 16:58	1
Fluoranthene	**370**		370	36	ug/Kg	☼	02/26/16 11:50	02/27/16 16:58	1
Fluorene	40	U	370	40	ug/Kg	☼	02/26/16 11:50	02/27/16 16:58	1
Hexachlorobenzene	43	U	370	43	ug/Kg	☼	02/26/16 11:50	02/27/16 16:58	1
Hexachlorobutadiene	40	U	370	40	ug/Kg	☼	02/26/16 11:50	02/27/16 16:58	1
Hexachlorocyclopentadiene	46	U	370	46	ug/Kg	☼	02/26/16 11:50	02/27/16 16:58	1
Hexachloroethane	31	U	370	31	ug/Kg	☼	02/26/16 11:50	02/27/16 16:58	1
Indeno[1,2,3-cd]pyrene	**150**	**J**	370	31	ug/Kg	☼	02/26/16 11:50	02/27/16 16:58	1
Isophorone	37	U	370	37	ug/Kg	☼	02/26/16 11:50	02/27/16 16:58	1
Naphthalene	**330**	**J**	370	33	ug/Kg	☼	02/26/16 11:50	02/27/16 16:58	1
Nitrobenzene	29	U	370	29	ug/Kg	☼	02/26/16 11:50	02/27/16 16:58	1
N-Nitrosodi-n-propylamine	36	U	370	36	ug/Kg	☼	02/26/16 11:50	02/27/16 16:58	1
N-Nitrosodiphenylamine	37	U	370	37	ug/Kg	☼	02/26/16 11:50	02/27/16 16:58	1
Pentachlorophenol	370	U	1900	370	ug/Kg	☼	02/26/16 11:50	02/27/16 16:58	1
Phenanthrene	**580**		370	30	ug/Kg	☼	02/26/16 11:50	02/27/16 16:58	1
Phenol	38	U	370	38	ug/Kg	☼	02/26/16 11:50	02/27/16 16:58	1
Pyrene	**330**	**J**	370	30	ug/Kg	☼	02/26/16 11:50	02/27/16 16:58	1
1,4-Dioxane	130	U	370	130	ug/Kg	☼	02/26/16 11:50	02/27/16 16:58	1

Surrogate	*%Recovery*	*Qualifier*	*Limits*	*Prepared*	*Analyzed*	*Dil Fac*
2,4,6-Tribromophenol	*73*		*45 - 129*	*02/26/16 11:50*	*02/27/16 16:58*	*1*
2-Fluorobiphenyl	*76*		*41 - 116*	*02/26/16 11:50*	*02/27/16 16:58*	*1*
2-Fluorophenol	*68*		*39 - 114*	*02/26/16 11:50*	*02/27/16 16:58*	*1*
Nitrobenzene-d5	*76*		*37 - 115*	*02/26/16 11:50*	*02/27/16 16:58*	*1*
Phenol-d5	*76*		*38 - 122*	*02/26/16 11:50*	*02/27/16 16:58*	*1*
Terphenyl-d14	*81*		*46 - 126*	*02/26/16 11:50*	*02/27/16 16:58*	*1*

Client Sample Results

Client: Weston Solutions, Inc.
Project/Site: DAS R34842

TestAmerica Job ID: 680-122192-1
SDG: 680122192

Client Sample ID: C0AA9

Date Collected: 02/23/16 09:55
Date Received: 02/25/16 09:07

Lab Sample ID: 680-122281-4

Matrix: Solid
Percent Solids: 82.8

Method: 8270D - Semivolatile Organic Compounds (GC/MS)

Analyte	Result	Qualifier	RL	MDL	Unit	D	Prepared	Analyzed	Dil Fac
1,1'-Biphenyl	2000	U	2000	2000	ug/Kg	☼	02/26/16 11:50	02/26/16 22:45	1
1,2,4,5-Tetrachlorobenzene	37	U	390	37	ug/Kg	☼	02/26/16 11:50	02/26/16 22:45	1
2,2'-Oxybis(1-chloropropane)	36	U	390	36	ug/Kg	☼	02/26/16 11:50	02/26/16 22:45	1
2,3,4,6-Tetrachlorophenol	26	U	390	26	ug/Kg	☼	02/26/16 11:50	02/26/16 22:45	1
2,4,5-Trichlorophenol	42	U	390	42	ug/Kg	☼	02/26/16 11:50	02/26/16 22:45	1
2,4,6-Trichlorophenol	35	U	390	35	ug/Kg	☼	02/26/16 11:50	02/26/16 22:45	1
2,4-Dichlorophenol	42	U	390	42	ug/Kg	☼	02/26/16 11:50	02/26/16 22:45	1
2,4-Dimethylphenol	53	U	390	53	ug/Kg	☼	02/26/16 11:50	02/26/16 22:45	1
2,4-Dinitrophenol	990	U	2000	990	ug/Kg	☼	02/26/16 11:50	02/26/16 22:45	1
2,4-Dinitrotoluene	58	U	390	58	ug/Kg	☼	02/26/16 11:50	02/26/16 22:45	1
2,6-Dinitrotoluene	50	U	390	50	ug/Kg	☼	02/26/16 11:50	02/26/16 22:45	1
2-Chloronaphthalene	42	U	390	42	ug/Kg	☼	02/26/16 11:50	02/26/16 22:45	1
2-Chlorophenol	48	U	390	48	ug/Kg	☼	02/26/16 11:50	02/26/16 22:45	1
2-Methylnaphthalene	45	U	390	45	ug/Kg	☼	02/26/16 11:50	02/26/16 22:45	1
2-Methylphenol	32	U	390	32	ug/Kg	☼	02/26/16 11:50	02/26/16 22:45	1
2-Nitroaniline	54	U	2000	54	ug/Kg	☼	02/26/16 11:50	02/26/16 22:45	1
2-Nitrophenol	49	U	390	49	ug/Kg	☼	02/26/16 11:50	02/26/16 22:45	1
3 & 4 Methylphenol	51	U	390	51	ug/Kg	☼	02/26/16 11:50	02/26/16 22:45	1
3,3'-Dichlorobenzidine	33	U	790	33	ug/Kg	☼	02/26/16 11:50	02/26/16 22:45	1
3-Nitroaniline	55	U	2000	55	ug/Kg	☼	02/26/16 11:50	02/26/16 22:45	1
4,6-Dinitro-2-methylphenol	200	U	2000	200	ug/Kg	☼	02/26/16 11:50	02/26/16 22:45	1
4-Bromophenyl phenyl ether	43	U	390	43	ug/Kg	☼	02/26/16 11:50	02/26/16 22:45	1
4-Chloro-3-methylphenol	42	U	390	42	ug/Kg	☼	02/26/16 11:50	02/26/16 22:45	1
4-Chloroaniline	62	U	790	62	ug/Kg	☼	02/26/16 11:50	02/26/16 22:45	1
4-Chlorophenyl phenyl ether	53	U	390	53	ug/Kg	☼	02/26/16 11:50	02/26/16 22:45	1
4-Nitroaniline	58	U	2000	58	ug/Kg	☼	02/26/16 11:50	02/26/16 22:45	1
4-Nitrophenol	390	U	2000	390	ug/Kg	☼	02/26/16 11:50	02/26/16 22:45	1
Acenaphthene	49	U	390	49	ug/Kg	☼	02/26/16 11:50	02/26/16 22:45	1
Acenaphthylene	43	U	390	43	ug/Kg	☼	02/26/16 11:50	02/26/16 22:45	1
Acetophenone	33	U	390	33	ug/Kg	☼	02/26/16 11:50	02/26/16 22:45	1
Anthracene	30	U	390	30	ug/Kg	☼	02/26/16 11:50	02/26/16 22:45	1
Atrazine	27	U	390	27	ug/Kg	☼	02/26/16 11:50	02/26/16 22:45	1
Benzaldehyde	69	U *	390	69	ug/Kg	☼	02/26/16 11:50	02/26/16 22:45	1
Benzo[a]anthracene	32	U	390	32	ug/Kg	☼	02/26/16 11:50	02/26/16 22:45	1
Benzo[a]pyrene	62	U	390	62	ug/Kg	☼	02/26/16 11:50	02/26/16 22:45	1
Benzo[b]fluoranthene	45	U	390	45	ug/Kg	☼	02/26/16 11:50	02/26/16 22:45	1
Benzo[g,h,i]perylene	26	U	390	26	ug/Kg	☼	02/26/16 11:50	02/26/16 22:45	1
Benzo[k]fluoranthene	78	U	390	78	ug/Kg	☼	02/26/16 11:50	02/26/16 22:45	1
Bis(2-chloroethoxy)methane	47	U	390	47	ug/Kg	☼	02/26/16 11:50	02/26/16 22:45	1
Bis(2-chloroethyl)ether	54	U	390	54	ug/Kg	☼	02/26/16 11:50	02/26/16 22:45	1
Bis(2-ethylhexyl) phthalate	35	U	390	35	ug/Kg	☼	02/26/16 11:50	02/26/16 22:45	1
Butyl benzyl phthalate	31	U	390	31	ug/Kg	☼	02/26/16 11:50	02/26/16 22:45	1
Caprolactam	79	U	390	79	ug/Kg	☼	02/26/16 11:50	02/26/16 22:45	1
Carbazole	36	U	390	36	ug/Kg	☼	02/26/16 11:50	02/26/16 22:45	1
Chrysene	25	U	390	25	ug/Kg	☼	02/26/16 11:50	02/26/16 22:45	1
Dibenz(a,h)anthracene	47	U	390	47	ug/Kg	☼	02/26/16 11:50	02/26/16 22:45	1
Dibenzofuran	39	U	390	39	ug/Kg	☼	02/26/16 11:50	02/26/16 22:45	1
Diethyl phthalate	44	U	390	44	ug/Kg	☼	02/26/16 11:50	02/26/16 22:45	1
Dimethyl phthalate	41	U	390	41	ug/Kg	☼	02/26/16 11:50	02/26/16 22:45	1

Client Sample Results

Client: Weston Solutions, Inc.
Project/Site: DAS R34842

TestAmerica Job ID: 680-122192-1
SDG: 680122192

Client Sample ID: C0AA9

Date Collected: 02/23/16 09:55
Date Received: 02/25/16 09:07

Lab Sample ID: 680-122281-4

Matrix: Solid
Percent Solids: 82.8

Method: 8270D - Semivolatile Organic Compounds (GC/MS) (Continued)

Analyte	Result	Qualifier	RL	MDL	Unit	D	Prepared	Analyzed	Dil Fac
Di-n-butyl phthalate	36	U	390	36	ug/Kg	☼	02/26/16 11:50	02/26/16 22:45	1
Di-n-octyl phthalate	35	U	390	35	ug/Kg	☼	02/26/16 11:50	02/26/16 22:45	1
Fluoranthene	38	U	390	38	ug/Kg	☼	02/26/16 11:50	02/26/16 22:45	1
Fluorene	43	U	390	43	ug/Kg	☼	02/26/16 11:50	02/26/16 22:45	1
Hexachlorobenzene	47	U	390	47	ug/Kg	☼	02/26/16 11:50	02/26/16 22:45	1
Hexachlorobutadiene	43	U	390	43	ug/Kg	☼	02/26/16 11:50	02/26/16 22:45	1
Hexachlorocyclopentadiene	49	U	390	49	ug/Kg	☼	02/26/16 11:50	02/26/16 22:45	1
Hexachloroethane	33	U	390	33	ug/Kg	☼	02/26/16 11:50	02/26/16 22:45	1
Indeno[1,2,3-cd]pyrene	33	U	390	33	ug/Kg	☼	02/26/16 11:50	02/26/16 22:45	1
Isophorone	39	U	390	39	ug/Kg	☼	02/26/16 11:50	02/26/16 22:45	1
Naphthalene	36	U	390	36	ug/Kg	☼	02/26/16 11:50	02/26/16 22:45	1
Nitrobenzene	31	U	390	31	ug/Kg	☼	02/26/16 11:50	02/26/16 22:45	1
N-Nitrosodi-n-propylamine	38	U	390	38	ug/Kg	☼	02/26/16 11:50	02/26/16 22:45	1
N-Nitrosodiphenylamine	39	U	390	39	ug/Kg	☼	02/26/16 11:50	02/26/16 22:45	1
Pentachlorophenol	390	U	2000	390	ug/Kg	☼	02/26/16 11:50	02/26/16 22:45	1
Phenanthrene	32	U	390	32	ug/Kg	☼	02/26/16 11:50	02/26/16 22:45	1
Phenol	41	U	390	41	ug/Kg	☼	02/26/16 11:50	02/26/16 22:45	1
Pyrene	32	U	390	32	ug/Kg	☼	02/26/16 11:50	02/26/16 22:45	1
1,4-Dioxane	140	U	390	140	ug/Kg	☼	02/26/16 11:50	02/26/16 22:45	1

Surrogate	*%Recovery*	*Qualifier*	*Limits*	*Prepared*	*Analyzed*	*Dil Fac*
2,4,6-Tribromophenol	*117*		*45 - 129*	*02/26/16 11:50*	*02/26/16 22:45*	*1*
2-Fluorobiphenyl	*85*		*41 - 116*	*02/26/16 11:50*	*02/26/16 22:45*	*1*
2-Fluorophenol	*86*		*39 - 114*	*02/26/16 11:50*	*02/26/16 22:45*	*1*
Nitrobenzene-d5	*75*		*37 - 115*	*02/26/16 11:50*	*02/26/16 22:45*	*1*
Phenol-d5	*94*		*38 - 122*	*02/26/16 11:50*	*02/26/16 22:45*	*1*
Terphenyl-d14	*91*		*46 - 126*	*02/26/16 11:50*	*02/26/16 22:45*	*1*

Client Sample Results

Client: Weston Solutions, Inc.
Project/Site: DAS R34842

TestAmerica Job ID: 680-122192-1
SDG: 680122192

Client Sample ID: C0AB0

Date Collected: 02/23/16 10:10
Date Received: 02/25/16 09:07

Lab Sample ID: 680-122281-5

Matrix: Solid
Percent Solids: 90.7

Method: 8270D - Semivolatile Organic Compounds (GC/MS)

Analyte	Result	Qualifier	RL	MDL	Unit	D	Prepared	Analyzed	Dil Fac
1,1'-Biphenyl	1900	U	1900	1900	ug/Kg	☼	02/26/16 11:50	02/26/16 23:10	1
1,2,4,5-Tetrachlorobenzene	34	U	360	34	ug/Kg	☼	02/26/16 11:50	02/26/16 23:10	1
2,2'-Oxybis(1-chloropropane)	33	U	360	33	ug/Kg	☼	02/26/16 11:50	02/26/16 23:10	1
2,3,4,6-Tetrachlorophenol	24	U	360	24	ug/Kg	☼	02/26/16 11:50	02/26/16 23:10	1
2,4,5-Trichlorophenol	38	U	360	38	ug/Kg	☼	02/26/16 11:50	02/26/16 23:10	1
2,4,6-Trichlorophenol	32	U	360	32	ug/Kg	☼	02/26/16 11:50	02/26/16 23:10	1
2,4-Dichlorophenol	38	U	360	38	ug/Kg	☼	02/26/16 11:50	02/26/16 23:10	1
2,4-Dimethylphenol	48	U	360	48	ug/Kg	☼	02/26/16 11:50	02/26/16 23:10	1
2,4-Dinitrophenol	910	U	1900	910	ug/Kg	☼	02/26/16 11:50	02/26/16 23:10	1
2,4-Dinitrotoluene	53	U	360	53	ug/Kg	☼	02/26/16 11:50	02/26/16 23:10	1
2,6-Dinitrotoluene	46	U	360	46	ug/Kg	☼	02/26/16 11:50	02/26/16 23:10	1
2-Chloronaphthalene	38	U	360	38	ug/Kg	☼	02/26/16 11:50	02/26/16 23:10	1
2-Chlorophenol	44	U	360	44	ug/Kg	☼	02/26/16 11:50	02/26/16 23:10	1
2-Methylnaphthalene	**190**	**J**	360	41	ug/Kg	☼	02/26/16 11:50	02/26/16 23:10	1
2-Methylphenol	29	U	360	29	ug/Kg	☼	02/26/16 11:50	02/26/16 23:10	1
2-Nitroaniline	49	U	1900	49	ug/Kg	☼	02/26/16 11:50	02/26/16 23:10	1
2-Nitrophenol	45	U	360	45	ug/Kg	☼	02/26/16 11:50	02/26/16 23:10	1
3 & 4 Methylphenol	47	U	360	47	ug/Kg	☼	02/26/16 11:50	02/26/16 23:10	1
3,3'-Dichlorobenzidine	31	U	720	31	ug/Kg	☼	02/26/16 11:50	02/26/16 23:10	1
3-Nitroaniline	50	U	1900	50	ug/Kg	☼	02/26/16 11:50	02/26/16 23:10	1
4,6-Dinitro-2-methylphenol	190	U	1900	190	ug/Kg	☼	02/26/16 11:50	02/26/16 23:10	1
4-Bromophenyl phenyl ether	39	U	360	39	ug/Kg	☼	02/26/16 11:50	02/26/16 23:10	1
4-Chloro-3-methylphenol	38	U	360	38	ug/Kg	☼	02/26/16 11:50	02/26/16 23:10	1
4-Chloroaniline	57	U	720	57	ug/Kg	☼	02/26/16 11:50	02/26/16 23:10	1
4-Chlorophenyl phenyl ether	48	U	360	48	ug/Kg	☼	02/26/16 11:50	02/26/16 23:10	1
4-Nitroaniline	53	U	1900	53	ug/Kg	☼	02/26/16 11:50	02/26/16 23:10	1
4-Nitrophenol	360	U	1900	360	ug/Kg	☼	02/26/16 11:50	02/26/16 23:10	1
Acenaphthene	45	U	360	45	ug/Kg	☼	02/26/16 11:50	02/26/16 23:10	1
Acenaphthylene	39	U	360	39	ug/Kg	☼	02/26/16 11:50	02/26/16 23:10	1
Acetophenone	31	U	360	31	ug/Kg	☼	02/26/16 11:50	02/26/16 23:10	1
Anthracene	**33**	**J**	360	27	ug/Kg	☼	02/26/16 11:50	02/26/16 23:10	1
Atrazine	25	U	360	25	ug/Kg	☼	02/26/16 11:50	02/26/16 23:10	1
Benzaldehyde	63	U *	360	63	ug/Kg	☼	02/26/16 11:50	02/26/16 23:10	1
Benzo[a]anthracene	**80**	**J**	360	29	ug/Kg	☼	02/26/16 11:50	02/26/16 23:10	1
Benzo[a]pyrene	**76**	**J**	360	57	ug/Kg	☼	02/26/16 11:50	02/26/16 23:10	1
Benzo[b]fluoranthene	**180**	**J**	360	41	ug/Kg	☼	02/26/16 11:50	02/26/16 23:10	1
Benzo[g,h,i]perylene	**72**	**J**	360	24	ug/Kg	☼	02/26/16 11:50	02/26/16 23:10	1
Benzo[k]fluoranthene	71	U	360	71	ug/Kg	☼	02/26/16 11:50	02/26/16 23:10	1
Bis(2-chloroethoxy)methane	43	U	360	43	ug/Kg	☼	02/26/16 11:50	02/26/16 23:10	1
Bis(2-chloroethyl)ether	49	U	360	49	ug/Kg	☼	02/26/16 11:50	02/26/16 23:10	1
Bis(2-ethylhexyl) phthalate	**99**	**J**	360	32	ug/Kg	☼	02/26/16 11:50	02/26/16 23:10	1
Butyl benzyl phthalate	28	U	360	28	ug/Kg	☼	02/26/16 11:50	02/26/16 23:10	1
Caprolactam	72	U	360	72	ug/Kg	☼	02/26/16 11:50	02/26/16 23:10	1
Carbazole	33	U	360	33	ug/Kg	☼	02/26/16 11:50	02/26/16 23:10	1
Chrysene	**140**	**J**	360	23	ug/Kg	☼	02/26/16 11:50	02/26/16 23:10	1
Dibenz(a,h)anthracene	43	U	360	43	ug/Kg	☼	02/26/16 11:50	02/26/16 23:10	1
Dibenzofuran	**73**	**J**	360	36	ug/Kg	☼	02/26/16 11:50	02/26/16 23:10	1
Diethyl phthalate	40	U	360	40	ug/Kg	☼	02/26/16 11:50	02/26/16 23:10	1
Dimethyl phthalate	37	U	360	37	ug/Kg	☼	02/26/16 11:50	02/26/16 23:10	1

Client Sample Results

Client: Weston Solutions, Inc.
Project/Site: DAS R34842

TestAmerica Job ID: 680-122192-1
SDG: 680122192

Client Sample ID: C0AB0

Date Collected: 02/23/16 10:10
Date Received: 02/25/16 09:07

Lab Sample ID: 680-122281-5

Matrix: Solid
Percent Solids: 90.7

Method: 8270D - Semivolatile Organic Compounds (GC/MS) (Continued)

Analyte	Result	Qualifier	RL	MDL	Unit	D	Prepared	Analyzed	Dil Fac
Di-n-butyl phthalate	33	U	360	33	ug/Kg	☼	02/26/16 11:50	02/26/16 23:10	1
Di-n-octyl phthalate	32	U	360	32	ug/Kg	☼	02/26/16 11:50	02/26/16 23:10	1
Fluoranthene	**160**	**J**	360	35	ug/Kg	☼	02/26/16 11:50	02/26/16 23:10	1
Fluorene	39	U	360	39	ug/Kg	☼	02/26/16 11:50	02/26/16 23:10	1
Hexachlorobenzene	43	U	360	43	ug/Kg	☼	02/26/16 11:50	02/26/16 23:10	1
Hexachlorobutadiene	39	U	360	39	ug/Kg	☼	02/26/16 11:50	02/26/16 23:10	1
Hexachlorocyclopentadiene	45	U	360	45	ug/Kg	☼	02/26/16 11:50	02/26/16 23:10	1
Hexachloroethane	31	U	360	31	ug/Kg	☼	02/26/16 11:50	02/26/16 23:10	1
Indeno[1,2,3-cd]pyrene	**71**	**J**	360	31	ug/Kg	☼	02/26/16 11:50	02/26/16 23:10	1
Isophorone	36	U	360	36	ug/Kg	☼	02/26/16 11:50	02/26/16 23:10	1
Naphthalene	**130**	**J**	360	33	ug/Kg	☼	02/26/16 11:50	02/26/16 23:10	1
Nitrobenzene	28	U	360	28	ug/Kg	☼	02/26/16 11:50	02/26/16 23:10	1
N-Nitrosodi-n-propylamine	35	U	360	35	ug/Kg	☼	02/26/16 11:50	02/26/16 23:10	1
N-Nitrosodiphenylamine	36	U	360	36	ug/Kg	☼	02/26/16 11:50	02/26/16 23:10	1
Pentachlorophenol	360	U	1900	360	ug/Kg	☼	02/26/16 11:50	02/26/16 23:10	1
Phenanthrene	**200**	**J**	360	29	ug/Kg	☼	02/26/16 11:50	02/26/16 23:10	1
Phenol	37	U	360	37	ug/Kg	☼	02/26/16 11:50	02/26/16 23:10	1
Pyrene	**120**	**J**	360	29	ug/Kg	☼	02/26/16 11:50	02/26/16 23:10	1
1,4-Dioxane	130	U	360	130	ug/Kg	☼	02/26/16 11:50	02/26/16 23:10	1

Surrogate	*%Recovery*	*Qualifier*	*Limits*	*Prepared*	*Analyzed*	*Dil Fac*
2,4,6-Tribromophenol	*79*		*45 - 129*	*02/26/16 11:50*	*02/26/16 23:10*	*1*
2-Fluorobiphenyl	*65*		*41 - 116*	*02/26/16 11:50*	*02/26/16 23:10*	*1*
2-Fluorophenol	*59*		*39 - 114*	*02/26/16 11:50*	*02/26/16 23:10*	*1*
Nitrobenzene-d5	*57*		*37 - 115*	*02/26/16 11:50*	*02/26/16 23:10*	*1*
Phenol-d5	*61*		*38 - 122*	*02/26/16 11:50*	*02/26/16 23:10*	*1*
Terphenyl-d14	*62*		*46 - 126*	*02/26/16 11:50*	*02/26/16 23:10*	*1*

Client Sample Results

Client: Weston Solutions, Inc.
Project/Site: DAS R34842

TestAmerica Job ID: 680-122192-1
SDG: 680122192

Client Sample ID: C0AB1

Date Collected: 02/23/16 10:30
Date Received: 02/25/16 09:07

Lab Sample ID: 680-122281-6

Matrix: Solid
Percent Solids: 79.8

Method: 8270D - Semivolatile Organic Compounds (GC/MS)

Analyte	Result	Qualifier	RL	MDL	Unit	D	Prepared	Analyzed	Dil Fac
1,1'-Biphenyl	2100	U	2100	2100	ug/Kg	☼	02/26/16 11:50	02/26/16 23:34	1
1,2,4,5-Tetrachlorobenzene	39	U	410	39	ug/Kg	☼	02/26/16 11:50	02/26/16 23:34	1
2,2'-Oxybis(1-chloropropane)	37	U	410	37	ug/Kg	☼	02/26/16 11:50	02/26/16 23:34	1
2,3,4,6-Tetrachlorophenol	27	U	410	27	ug/Kg	☼	02/26/16 11:50	02/26/16 23:34	1
2,4,5-Trichlorophenol	44	U	410	44	ug/Kg	☼	02/26/16 11:50	02/26/16 23:34	1
2,4,6-Trichlorophenol	36	U	410	36	ug/Kg	☼	02/26/16 11:50	02/26/16 23:34	1
2,4-Dichlorophenol	44	U	410	44	ug/Kg	☼	02/26/16 11:50	02/26/16 23:34	1
2,4-Dimethylphenol	55	U	410	55	ug/Kg	☼	02/26/16 11:50	02/26/16 23:34	1
2,4-Dinitrophenol	1000	U	2100	1000	ug/Kg	☼	02/26/16 11:50	02/26/16 23:34	1
2,4-Dinitrotoluene	61	U	410	61	ug/Kg	☼	02/26/16 11:50	02/26/16 23:34	1
2,6-Dinitrotoluene	52	U	410	52	ug/Kg	☼	02/26/16 11:50	02/26/16 23:34	1
2-Chloronaphthalene	44	U	410	44	ug/Kg	☼	02/26/16 11:50	02/26/16 23:34	1
2-Chlorophenol	50	U	410	50	ug/Kg	☼	02/26/16 11:50	02/26/16 23:34	1
2-Methylnaphthalene	47	U	410	47	ug/Kg	☼	02/26/16 11:50	02/26/16 23:34	1
2-Methylphenol	34	U	410	34	ug/Kg	☼	02/26/16 11:50	02/26/16 23:34	1
2-Nitroaniline	56	U	2100	56	ug/Kg	☼	02/26/16 11:50	02/26/16 23:34	1
2-Nitrophenol	51	U	410	51	ug/Kg	☼	02/26/16 11:50	02/26/16 23:34	1
3 & 4 Methylphenol	54	U	410	54	ug/Kg	☼	02/26/16 11:50	02/26/16 23:34	1
3,3'-Dichlorobenzidine	35	U	820	35	ug/Kg	☼	02/26/16 11:50	02/26/16 23:34	1
3-Nitroaniline	57	U	2100	57	ug/Kg	☼	02/26/16 11:50	02/26/16 23:34	1
4,6-Dinitro-2-methylphenol	210	U	2100	210	ug/Kg	☼	02/26/16 11:50	02/26/16 23:34	1
4-Bromophenyl phenyl ether	45	U	410	45	ug/Kg	☼	02/26/16 11:50	02/26/16 23:34	1
4-Chloro-3-methylphenol	44	U	410	44	ug/Kg	☼	02/26/16 11:50	02/26/16 23:34	1
4-Chloroaniline	65	U	820	65	ug/Kg	☼	02/26/16 11:50	02/26/16 23:34	1
4-Chlorophenyl phenyl ether	55	U	410	55	ug/Kg	☼	02/26/16 11:50	02/26/16 23:34	1
4-Nitroaniline	61	U	2100	61	ug/Kg	☼	02/26/16 11:50	02/26/16 23:34	1
4-Nitrophenol	410	U	2100	410	ug/Kg	☼	02/26/16 11:50	02/26/16 23:34	1
Acenaphthene	51	U	410	51	ug/Kg	☼	02/26/16 11:50	02/26/16 23:34	1
Acenaphthylene	45	U	410	45	ug/Kg	☼	02/26/16 11:50	02/26/16 23:34	1
Acetophenone	35	U	410	35	ug/Kg	☼	02/26/16 11:50	02/26/16 23:34	1
Anthracene	31	U	410	31	ug/Kg	☼	02/26/16 11:50	02/26/16 23:34	1
Atrazine	29	U	410	29	ug/Kg	☼	02/26/16 11:50	02/26/16 23:34	1
Benzaldehyde	72	U *	410	72	ug/Kg	☼	02/26/16 11:50	02/26/16 23:34	1
Benzo[a]anthracene	34	U	410	34	ug/Kg	☼	02/26/16 11:50	02/26/16 23:34	1
Benzo[a]pyrene	65	U	410	65	ug/Kg	☼	02/26/16 11:50	02/26/16 23:34	1
Benzo[b]fluoranthene	47	U	410	47	ug/Kg	☼	02/26/16 11:50	02/26/16 23:34	1
Benzo[g,h,i]perylene	27	U	410	27	ug/Kg	☼	02/26/16 11:50	02/26/16 23:34	1
Benzo[k]fluoranthene	81	U	410	81	ug/Kg	☼	02/26/16 11:50	02/26/16 23:34	1
Bis(2-chloroethoxy)methane	49	U	410	49	ug/Kg	☼	02/26/16 11:50	02/26/16 23:34	1
Bis(2-chloroethyl)ether	56	U	410	56	ug/Kg	☼	02/26/16 11:50	02/26/16 23:34	1
Bis(2-ethylhexyl) phthalate	36	U	410	36	ug/Kg	☼	02/26/16 11:50	02/26/16 23:34	1
Butyl benzyl phthalate	32	U	410	32	ug/Kg	☼	02/26/16 11:50	02/26/16 23:34	1
Caprolactam	82	U	410	82	ug/Kg	☼	02/26/16 11:50	02/26/16 23:34	1
Carbazole	37	U	410	37	ug/Kg	☼	02/26/16 11:50	02/26/16 23:34	1
Chrysene	26	U	410	26	ug/Kg	☼	02/26/16 11:50	02/26/16 23:34	1
Dibenz(a,h)anthracene	49	U	410	49	ug/Kg	☼	02/26/16 11:50	02/26/16 23:34	1
Dibenzofuran	41	U	410	41	ug/Kg	☼	02/26/16 11:50	02/26/16 23:34	1
Diethyl phthalate	46	U	410	46	ug/Kg	☼	02/26/16 11:50	02/26/16 23:34	1
Dimethyl phthalate	42	U	410	42	ug/Kg	☼	02/26/16 11:50	02/26/16 23:34	1

Client Sample Results

Client: Weston Solutions, Inc.
Project/Site: DAS R34842

TestAmerica Job ID: 680-122192-1
SDG: 680122192

Client Sample ID: C0AB1

Date Collected: 02/23/16 10:30
Date Received: 02/25/16 09:07

Lab Sample ID: 680-122281-6

Matrix: Solid
Percent Solids: 79.8

Method: 8270D - Semivolatile Organic Compounds (GC/MS) (Continued)

Analyte	Result	Qualifier	RL	MDL	Unit	D	Prepared	Analyzed	Dil Fac
Di-n-butyl phthalate	37	U	410	37	ug/Kg	☼	02/26/16 11:50	02/26/16 23:34	1
Di-n-octyl phthalate	36	U	410	36	ug/Kg	☼	02/26/16 11:50	02/26/16 23:34	1
Fluoranthene	40	U	410	40	ug/Kg	☼	02/26/16 11:50	02/26/16 23:34	1
Fluorene	45	U	410	45	ug/Kg	☼	02/26/16 11:50	02/26/16 23:34	1
Hexachlorobenzene	49	U	410	49	ug/Kg	☼	02/26/16 11:50	02/26/16 23:34	1
Hexachlorobutadiene	45	U	410	45	ug/Kg	☼	02/26/16 11:50	02/26/16 23:34	1
Hexachlorocyclopentadiene	51	U	410	51	ug/Kg	☼	02/26/16 11:50	02/26/16 23:34	1
Hexachloroethane	35	U	410	35	ug/Kg	☼	02/26/16 11:50	02/26/16 23:34	1
Indeno[1,2,3-cd]pyrene	35	U	410	35	ug/Kg	☼	02/26/16 11:50	02/26/16 23:34	1
Isophorone	41	U	410	41	ug/Kg	☼	02/26/16 11:50	02/26/16 23:34	1
Naphthalene	37	U	410	37	ug/Kg	☼	02/26/16 11:50	02/26/16 23:34	1
Nitrobenzene	32	U	410	32	ug/Kg	☼	02/26/16 11:50	02/26/16 23:34	1
N-Nitrosodi-n-propylamine	40	U	410	40	ug/Kg	☼	02/26/16 11:50	02/26/16 23:34	1
N-Nitrosodiphenylamine	41	U	410	41	ug/Kg	☼	02/26/16 11:50	02/26/16 23:34	1
Pentachlorophenol	410	U	2100	410	ug/Kg	☼	02/26/16 11:50	02/26/16 23:34	1
Phenanthrene	34	U	410	34	ug/Kg	☼	02/26/16 11:50	02/26/16 23:34	1
Phenol	42	U	410	42	ug/Kg	☼	02/26/16 11:50	02/26/16 23:34	1
Pyrene	34	U	410	34	ug/Kg	☼	02/26/16 11:50	02/26/16 23:34	1
1,4-Dioxane	150	U	410	150	ug/Kg	☼	02/26/16 11:50	02/26/16 23:34	1

Surrogate	*%Recovery*	*Qualifier*	*Limits*	*Prepared*	*Analyzed*	*Dil Fac*
2,4,6-Tribromophenol	*109*		*45 - 129*	*02/26/16 11:50*	*02/26/16 23:34*	*1*
2-Fluorobiphenyl	*81*		*41 - 116*	*02/26/16 11:50*	*02/26/16 23:34*	*1*
2-Fluorophenol	*77*		*39 - 114*	*02/26/16 11:50*	*02/26/16 23:34*	*1*
Nitrobenzene-d5	*71*		*37 - 115*	*02/26/16 11:50*	*02/26/16 23:34*	*1*
Phenol-d5	*79*		*38 - 122*	*02/26/16 11:50*	*02/26/16 23:34*	*1*
Terphenyl-d14	*86*		*46 - 126*	*02/26/16 11:50*	*02/26/16 23:34*	*1*

Client Sample Results

Client: Weston Solutions, Inc.
Project/Site: DAS R34842

TestAmerica Job ID: 680-122192-1
SDG: 680122192

Client Sample ID: C0AB2

Date Collected: 02/23/16 11:05
Date Received: 02/25/16 09:07

Lab Sample ID: 680-122281-7

Matrix: Solid
Percent Solids: 86.7

Method: 8270D - Semivolatile Organic Compounds (GC/MS)

Analyte	Result	Qualifier	RL	MDL	Unit	D	Prepared	Analyzed	Dil Fac
1,1'-Biphenyl	2000	U	2000	2000	ug/Kg	☼	02/26/16 11:50	02/26/16 23:59	1
1,2,4,5-Tetrachlorobenzene	36	U	380	36	ug/Kg	☼	02/26/16 11:50	02/26/16 23:59	1
2,2'-Oxybis(1-chloropropane)	35	U	380	35	ug/Kg	☼	02/26/16 11:50	02/26/16 23:59	1
2,3,4,6-Tetrachlorophenol	25	U	380	25	ug/Kg	☼	02/26/16 11:50	02/26/16 23:59	1
2,4,5-Trichlorophenol	40	U	380	40	ug/Kg	☼	02/26/16 11:50	02/26/16 23:59	1
2,4,6-Trichlorophenol	33	U	380	33	ug/Kg	☼	02/26/16 11:50	02/26/16 23:59	1
2,4-Dichlorophenol	40	U	380	40	ug/Kg	☼	02/26/16 11:50	02/26/16 23:59	1
2,4-Dimethylphenol	51	U	380	51	ug/Kg	☼	02/26/16 11:50	02/26/16 23:59	1
2,4-Dinitrophenol	960	U	2000	960	ug/Kg	☼	02/26/16 11:50	02/26/16 23:59	1
2,4-Dinitrotoluene	56	U	380	56	ug/Kg	☼	02/26/16 11:50	02/26/16 23:59	1
2,6-Dinitrotoluene	48	U	380	48	ug/Kg	☼	02/26/16 11:50	02/26/16 23:59	1
2-Chloronaphthalene	40	U	380	40	ug/Kg	☼	02/26/16 11:50	02/26/16 23:59	1
2-Chlorophenol	46	U	380	46	ug/Kg	☼	02/26/16 11:50	02/26/16 23:59	1
2-Methylnaphthalene	44	U	380	44	ug/Kg	☼	02/26/16 11:50	02/26/16 23:59	1
2-Methylphenol	31	U	380	31	ug/Kg	☼	02/26/16 11:50	02/26/16 23:59	1
2-Nitroaniline	52	U	2000	52	ug/Kg	☼	02/26/16 11:50	02/26/16 23:59	1
2-Nitrophenol	47	U	380	47	ug/Kg	☼	02/26/16 11:50	02/26/16 23:59	1
3 & 4 Methylphenol	50	U	380	50	ug/Kg	☼	02/26/16 11:50	02/26/16 23:59	1
3,3'-Dichlorobenzidine	32	U	760	32	ug/Kg	☼	02/26/16 11:50	02/26/16 23:59	1
3-Nitroaniline	53	U	2000	53	ug/Kg	☼	02/26/16 11:50	02/26/16 23:59	1
4,6-Dinitro-2-methylphenol	200	U	2000	200	ug/Kg	☼	02/26/16 11:50	02/26/16 23:59	1
4-Bromophenyl phenyl ether	41	U	380	41	ug/Kg	☼	02/26/16 11:50	02/26/16 23:59	1
4-Chloro-3-methylphenol	40	U	380	40	ug/Kg	☼	02/26/16 11:50	02/26/16 23:59	1
4-Chloroaniline	60	U	760	60	ug/Kg	☼	02/26/16 11:50	02/26/16 23:59	1
4-Chlorophenyl phenyl ether	51	U	380	51	ug/Kg	☼	02/26/16 11:50	02/26/16 23:59	1
4-Nitroaniline	56	U	2000	56	ug/Kg	☼	02/26/16 11:50	02/26/16 23:59	1
4-Nitrophenol	380	U	2000	380	ug/Kg	☼	02/26/16 11:50	02/26/16 23:59	1
Acenaphthene	47	U	380	47	ug/Kg	☼	02/26/16 11:50	02/26/16 23:59	1
Acenaphthylene	41	U	380	41	ug/Kg	☼	02/26/16 11:50	02/26/16 23:59	1
Acetophenone	32	U	380	32	ug/Kg	☼	02/26/16 11:50	02/26/16 23:59	1
Anthracene	**53**	**J**	380	29	ug/Kg	☼	02/26/16 11:50	02/26/16 23:59	1
Atrazine	27	U	380	27	ug/Kg	☼	02/26/16 11:50	02/26/16 23:59	1
Benzaldehyde	67	U *	380	67	ug/Kg	☼	02/26/16 11:50	02/26/16 23:59	1
Benzo[a]anthracene	**250**	**J**	380	31	ug/Kg	☼	02/26/16 11:50	02/26/16 23:59	1
Benzo[a]pyrene	**230**	**J**	380	60	ug/Kg	☼	02/26/16 11:50	02/26/16 23:59	1
Benzo[b]fluoranthene	**380**		380	44	ug/Kg	☼	02/26/16 11:50	02/26/16 23:59	1
Benzo[g,h,i]perylene	**190**	**J**	380	25	ug/Kg	☼	02/26/16 11:50	02/26/16 23:59	1
Benzo[k]fluoranthene	**110**	**J**	380	75	ug/Kg	☼	02/26/16 11:50	02/26/16 23:59	1
Bis(2-chloroethoxy)methane	45	U	380	45	ug/Kg	☼	02/26/16 11:50	02/26/16 23:59	1
Bis(2-chloroethyl)ether	52	U	380	52	ug/Kg	☼	02/26/16 11:50	02/26/16 23:59	1
Bis(2-ethylhexyl) phthalate	**110**	**J**	380	33	ug/Kg	☼	02/26/16 11:50	02/26/16 23:59	1
Butyl benzyl phthalate	30	U	380	30	ug/Kg	☼	02/26/16 11:50	02/26/16 23:59	1
Caprolactam	76	U	380	76	ug/Kg	☼	02/26/16 11:50	02/26/16 23:59	1
Carbazole	35	U	380	35	ug/Kg	☼	02/26/16 11:50	02/26/16 23:59	1
Chrysene	**280**	**J**	380	24	ug/Kg	☼	02/26/16 11:50	02/26/16 23:59	1
Dibenz(a,h)anthracene	45	U	380	45	ug/Kg	☼	02/26/16 11:50	02/26/16 23:59	1
Dibenzofuran	38	U	380	38	ug/Kg	☼	02/26/16 11:50	02/26/16 23:59	1
Diethyl phthalate	43	U	380	43	ug/Kg	☼	02/26/16 11:50	02/26/16 23:59	1
Dimethyl phthalate	39	U	380	39	ug/Kg	☼	02/26/16 11:50	02/26/16 23:59	1

Client Sample Results

Client: Weston Solutions, Inc.
Project/Site: DAS R34842

TestAmerica Job ID: 680-122192-1
SDG: 680122192

Client Sample ID: C0AB2

Date Collected: 02/23/16 11:05
Date Received: 02/25/16 09:07

Lab Sample ID: 680-122281-7

Matrix: Solid
Percent Solids: 86.7

Method: 8270D - Semivolatile Organic Compounds (GC/MS) (Continued)

Analyte	Result	Qualifier	RL	MDL	Unit	D	Prepared	Analyzed	Dil Fac
Di-n-butyl phthalate	35	U	380	35	ug/Kg	☼	02/26/16 11:50	02/26/16 23:59	1
Di-n-octyl phthalate	33	U	380	33	ug/Kg	☼	02/26/16 11:50	02/26/16 23:59	1
Fluoranthene	**500**		380	37	ug/Kg	☼	02/26/16 11:50	02/26/16 23:59	1
Fluorene	41	U	380	41	ug/Kg	☼	02/26/16 11:50	02/26/16 23:59	1
Hexachlorobenzene	45	U	380	45	ug/Kg	☼	02/26/16 11:50	02/26/16 23:59	1
Hexachlorobutadiene	41	U	380	41	ug/Kg	☼	02/26/16 11:50	02/26/16 23:59	1
Hexachlorocyclopentadiene	47	U	380	47	ug/Kg	☼	02/26/16 11:50	02/26/16 23:59	1
Hexachloroethane	32	U	380	32	ug/Kg	☼	02/26/16 11:50	02/26/16 23:59	1
Indeno[1,2,3-cd]pyrene	**180**	**J**	380	32	ug/Kg	☼	02/26/16 11:50	02/26/16 23:59	1
Isophorone	38	U	380	38	ug/Kg	☼	02/26/16 11:50	02/26/16 23:59	1
Naphthalene	**36**	**J**	380	35	ug/Kg	☼	02/26/16 11:50	02/26/16 23:59	1
Nitrobenzene	30	U	380	30	ug/Kg	☼	02/26/16 11:50	02/26/16 23:59	1
N-Nitrosodi-n-propylamine	37	U	380	37	ug/Kg	☼	02/26/16 11:50	02/26/16 23:59	1
N-Nitrosodiphenylamine	38	U	380	38	ug/Kg	☼	02/26/16 11:50	02/26/16 23:59	1
Pentachlorophenol	380	U	2000	380	ug/Kg	☼	02/26/16 11:50	02/26/16 23:59	1
Phenanthrene	**220**	**J**	380	31	ug/Kg	☼	02/26/16 11:50	02/26/16 23:59	1
Phenol	39	U	380	39	ug/Kg	☼	02/26/16 11:50	02/26/16 23:59	1
Pyrene	**350**	**J**	380	31	ug/Kg	☼	02/26/16 11:50	02/26/16 23:59	1
1,4-Dioxane	140	U	380	140	ug/Kg	☼	02/26/16 11:50	02/26/16 23:59	1

Surrogate	*%Recovery*	*Qualifier*	*Limits*	*Prepared*	*Analyzed*	*Dil Fac*
2,4,6-Tribromophenol	*31*	*X*	*45 - 129*	*02/26/16 11:50*	*02/26/16 23:59*	*1*
2-Fluorobiphenyl	*77*		*41 - 116*	*02/26/16 11:50*	*02/26/16 23:59*	*1*
2-Fluorophenol	*9*	*X*	*39 - 114*	*02/26/16 11:50*	*02/26/16 23:59*	*1*
Nitrobenzene-d5	*70*		*37 - 115*	*02/26/16 11:50*	*02/26/16 23:59*	*1*
Phenol-d5	*50*		*38 - 122*	*02/26/16 11:50*	*02/26/16 23:59*	*1*
Terphenyl-d14	*75*		*46 - 126*	*02/26/16 11:50*	*02/26/16 23:59*	*1*

Method: 8270D - Semivolatile Organic Compounds (GC/MS) - RE

Analyte	Result	Qualifier	RL	MDL	Unit	D	Prepared	Analyzed	Dil Fac
1,1'-Biphenyl	2000	U H	2000	2000	ug/Kg	☼	03/17/16 09:58	03/23/16 20:12	1
1,2,4,5-Tetrachlorobenzene	36	U H	380	36	ug/Kg	☼	03/17/16 09:58	03/23/16 20:12	1
2,2'-Oxybis(1-chloropropane)	34	U H	380	34	ug/Kg	☼	03/17/16 09:58	03/23/16 20:12	1
2,3,4,6-Tetrachlorophenol	25	U H	380	25	ug/Kg	☼	03/17/16 09:58	03/23/16 20:12	1
2,4,5-Trichlorophenol	40	U H	380	40	ug/Kg	☼	03/17/16 09:58	03/23/16 20:12	1
2,4,6-Trichlorophenol	33	U H	380	33	ug/Kg	☼	03/17/16 09:58	03/23/16 20:12	1
2,4-Dichlorophenol	40	U H	380	40	ug/Kg	☼	03/17/16 09:58	03/23/16 20:12	1
2,4-Dimethylphenol	51	U H	380	51	ug/Kg	☼	03/17/16 09:58	03/23/16 20:12	1
2,4-Dinitrophenol	950	U H	2000	950	ug/Kg	☼	03/17/16 09:58	03/23/16 20:12	1
2,4-Dinitrotoluene	56	U H	380	56	ug/Kg	☼	03/17/16 09:58	03/23/16 20:12	1
2,6-Dinitrotoluene	48	U H	380	48	ug/Kg	☼	03/17/16 09:58	03/23/16 20:12	1
2-Chloronaphthalene	40	U H	380	40	ug/Kg	☼	03/17/16 09:58	03/23/16 20:12	1
2-Chlorophenol	46	U H	380	46	ug/Kg	☼	03/17/16 09:58	03/23/16 20:12	1
2-Methylnaphthalene	**44**	**J H**	380	44	ug/Kg	☼	03/17/16 09:58	03/23/16 20:12	1
2-Methylphenol	31	U H	380	31	ug/Kg	☼	03/17/16 09:58	03/23/16 20:12	1
2-Nitroaniline	52	U H	2000	52	ug/Kg	☼	03/17/16 09:58	03/23/16 20:12	1
2-Nitrophenol	47	U H	380	47	ug/Kg	☼	03/17/16 09:58	03/23/16 20:12	1
3 & 4 Methylphenol	49	U H	380	49	ug/Kg	☼	03/17/16 09:58	03/23/16 20:12	1
3,3'-Dichlorobenzidine	32	U H	760	32	ug/Kg	☼	03/17/16 09:58	03/23/16 20:12	1
3-Nitroaniline	53	U H	2000	53	ug/Kg	☼	03/17/16 09:58	03/23/16 20:12	1

Client Sample Results

Client: Weston Solutions, Inc.
Project/Site: DAS R34842

TestAmerica Job ID: 680-122192-1
SDG: 680122192

Client Sample ID: C0AB2

Date Collected: 02/23/16 11:05
Date Received: 02/25/16 09:07

Lab Sample ID: 680-122281-7

Matrix: Solid
Percent Solids: 86.7

Method: 8270D - Semivolatile Organic Compounds (GC/MS) - RE (Continued)

Analyte	Result	Qualifier	RL	MDL	Unit	D	Prepared	Analyzed	Dil Fac
4,6-Dinitro-2-methylphenol	200	U H	2000	200	ug/Kg	☼	03/17/16 09:58	03/23/16 20:12	1
4-Bromophenyl phenyl ether	41	U H	380	41	ug/Kg	☼	03/17/16 09:58	03/23/16 20:12	1
4-Chloro-3-methylphenol	40	U H	380	40	ug/Kg	☼	03/17/16 09:58	03/23/16 20:12	1
4-Chloroaniline	60	U H	760	60	ug/Kg	☼	03/17/16 09:58	03/23/16 20:12	1
4-Chlorophenyl phenyl ether	51	U H	380	51	ug/Kg	☼	03/17/16 09:58	03/23/16 20:12	1
4-Nitroaniline	56	U H	2000	56	ug/Kg	☼	03/17/16 09:58	03/23/16 20:12	1
4-Nitrophenol	380	U H	2000	380	ug/Kg	☼	03/17/16 09:58	03/23/16 20:12	1
Acenaphthene	47	U H	380	47	ug/Kg	☼	03/17/16 09:58	03/23/16 20:12	1
Acenaphthylene	41	U H	380	41	ug/Kg	☼	03/17/16 09:58	03/23/16 20:12	1
Acetophenone	32	U H	380	32	ug/Kg	☼	03/17/16 09:58	03/23/16 20:12	1
Anthracene	**45**	**J H**	380	29	ug/Kg	☼	03/17/16 09:58	03/23/16 20:12	1
Atrazine	26	U H	380	26	ug/Kg	☼	03/17/16 09:58	03/23/16 20:12	1
Benzaldehyde	67	U H	380	67	ug/Kg	☼	03/17/16 09:58	03/23/16 20:12	1
Benzo[a]anthracene	**210**	**J H**	380	31	ug/Kg	☼	03/17/16 09:58	03/23/16 20:12	1
Benzo[a]pyrene	**210**	**J H**	380	60	ug/Kg	☼	03/17/16 09:58	03/23/16 20:12	1
Benzo[b]fluoranthene	**310**	**J H**	380	44	ug/Kg	☼	03/17/16 09:58	03/23/16 20:12	1
Benzo[g,h,i]perylene	**160**	**J H**	380	25	ug/Kg	☼	03/17/16 09:58	03/23/16 20:12	1
Benzo[k]fluoranthene	**110**	**J H**	380	75	ug/Kg	☼	03/17/16 09:58	03/23/16 20:12	1
Bis(2-chloroethoxy)methane	45	U H	380	45	ug/Kg	☼	03/17/16 09:58	03/23/16 20:12	1
Bis(2-chloroethyl)ether	52	U H	380	52	ug/Kg	☼	03/17/16 09:58	03/23/16 20:12	1
Bis(2-ethylhexyl) phthalate	33	U H	380	33	ug/Kg	☼	03/17/16 09:58	03/23/16 20:12	1
Butyl benzyl phthalate	30	U H	380	30	ug/Kg	☼	03/17/16 09:58	03/23/16 20:12	1
Caprolactam	76	U H	380	76	ug/Kg	☼	03/17/16 09:58	03/23/16 20:12	1
Carbazole	34	U H	380	34	ug/Kg	☼	03/17/16 09:58	03/23/16 20:12	1
Chrysene	**230**	**J H**	380	24	ug/Kg	☼	03/17/16 09:58	03/23/16 20:12	1
Dibenz(a,h)anthracene	45	U H	380	45	ug/Kg	☼	03/17/16 09:58	03/23/16 20:12	1
Dibenzofuran	38	U H	380	38	ug/Kg	☼	03/17/16 09:58	03/23/16 20:12	1
Diethyl phthalate	42	U H	380	42	ug/Kg	☼	03/17/16 09:58	03/23/16 20:12	1
Dimethyl phthalate	39	U H	380	39	ug/Kg	☼	03/17/16 09:58	03/23/16 20:12	1
Di-n-butyl phthalate	34	U H	380	34	ug/Kg	☼	03/17/16 09:58	03/23/16 20:12	1
Di-n-octyl phthalate	33	U H	380	33	ug/Kg	☼	03/17/16 09:58	03/23/16 20:12	1
Fluoranthene	**370**	**J H**	380	37	ug/Kg	☼	03/17/16 09:58	03/23/16 20:12	1
Fluorene	41	U H	380	41	ug/Kg	☼	03/17/16 09:58	03/23/16 20:12	1
Hexachlorobenzene	45	U H	380	45	ug/Kg	☼	03/17/16 09:58	03/23/16 20:12	1
Hexachlorobutadiene	41	U H	380	41	ug/Kg	☼	03/17/16 09:58	03/23/16 20:12	1
Hexachlorocyclopentadiene	47	U H	380	47	ug/Kg	☼	03/17/16 09:58	03/23/16 20:12	1
Hexachloroethane	32	U H	380	32	ug/Kg	☼	03/17/16 09:58	03/23/16 20:12	1
Indeno[1,2,3-cd]pyrene	**150**	**J H**	380	32	ug/Kg	☼	03/17/16 09:58	03/23/16 20:12	1
Isophorone	38	U H	380	38	ug/Kg	☼	03/17/16 09:58	03/23/16 20:12	1
Naphthalene	**49**	**J H**	380	34	ug/Kg	☼	03/17/16 09:58	03/23/16 20:12	1
Nitrobenzene	30	U H	380	30	ug/Kg	☼	03/17/16 09:58	03/23/16 20:12	1
N-Nitrosodi-n-propylamine	37	U H	380	37	ug/Kg	☼	03/17/16 09:58	03/23/16 20:12	1
N-Nitrosodiphenylamine	38	U H	380	38	ug/Kg	☼	03/17/16 09:58	03/23/16 20:12	1
Pentachlorophenol	380	U H	2000	380	ug/Kg	☼	03/17/16 09:58	03/23/16 20:12	1
Phenanthrene	**200**	**J H**	380	31	ug/Kg	☼	03/17/16 09:58	03/23/16 20:12	1
Phenol	39	U H	380	39	ug/Kg	☼	03/17/16 09:58	03/23/16 20:12	1
Pyrene	**320**	**J H**	380	31	ug/Kg	☼	03/17/16 09:58	03/23/16 20:12	1
1,4-Dioxane	140	U H	380	140	ug/Kg	☼	03/17/16 09:58	03/23/16 20:12	1

Client Sample Results

Client: Weston Solutions, Inc.
Project/Site: DAS R34842

TestAmerica Job ID: 680-122192-1
SDG: 680122192

Client Sample ID: C0AB2

Date Collected: 02/23/16 11:05
Date Received: 02/25/16 09:07

Lab Sample ID: 680-122281-7

Matrix: Solid
Percent Solids: 86.7

Surrogate	%Recovery	Qualifier	Limits	Prepared	Analyzed	Dil Fac
2,4,6-Tribromophenol	14	X	45 - 129	03/17/16 09:58	03/23/16 20:12	1
2-Fluorobiphenyl	71		41 - 116	03/17/16 09:58	03/23/16 20:12	1
2-Fluorophenol	9	X	39 - 114	03/17/16 09:58	03/23/16 20:12	1
Nitrobenzene-d5	73		37 - 115	03/17/16 09:58	03/23/16 20:12	1
Phenol-d5	50		38 - 122	03/17/16 09:58	03/23/16 20:12	1
Terphenyl-d14	70		46 - 126	03/17/16 09:58	03/23/16 20:12	1

Client Sample Results

Client: Weston Solutions, Inc.
Project/Site: DAS R34842

TestAmerica Job ID: 680-122192-1
SDG: 680122192

Client Sample ID: C0AB3

Date Collected: 02/23/16 11:15
Date Received: 02/25/16 09:07

Lab Sample ID: 680-122281-8

Matrix: Solid
Percent Solids: 64.9

Method: 8270D - Semivolatile Organic Compounds (GC/MS)

Analyte	Result	Qualifier	RL	MDL	Unit	D	Prepared	Analyzed	Dil Fac
1,1'-Biphenyl	2600	U	2600	2600	ug/Kg	☼	02/26/16 11:50	02/27/16 00:23	1
1,2,4,5-Tetrachlorobenzene	47	U	500	47	ug/Kg	☼	02/26/16 11:50	02/27/16 00:23	1
2,2'-Oxybis(1-chloropropane)	46	U	500	46	ug/Kg	☼	02/26/16 11:50	02/27/16 00:23	1
2,3,4,6-Tetrachlorophenol	34	U	500	34	ug/Kg	☼	02/26/16 11:50	02/27/16 00:23	1
2,4,5-Trichlorophenol	54	U	500	54	ug/Kg	☼	02/26/16 11:50	02/27/16 00:23	1
2,4,6-Trichlorophenol	44	U	500	44	ug/Kg	☼	02/26/16 11:50	02/27/16 00:23	1
2,4-Dichlorophenol	54	U	500	54	ug/Kg	☼	02/26/16 11:50	02/27/16 00:23	1
2,4-Dimethylphenol	67	U	500	67	ug/Kg	☼	02/26/16 11:50	02/27/16 00:23	1
2,4-Dinitrophenol	1300	U	2600	1300	ug/Kg	☼	02/26/16 11:50	02/27/16 00:23	1
2,4-Dinitrotoluene	75	U	500	75	ug/Kg	☼	02/26/16 11:50	02/27/16 00:23	1
2,6-Dinitrotoluene	64	U	500	64	ug/Kg	☼	02/26/16 11:50	02/27/16 00:23	1
2-Chloronaphthalene	54	U	500	54	ug/Kg	☼	02/26/16 11:50	02/27/16 00:23	1
2-Chlorophenol	61	U	500	61	ug/Kg	☼	02/26/16 11:50	02/27/16 00:23	1
2-Methylnaphthalene	58	U	500	58	ug/Kg	☼	02/26/16 11:50	02/27/16 00:23	1
2-Methylphenol	41	U	500	41	ug/Kg	☼	02/26/16 11:50	02/27/16 00:23	1
2-Nitroaniline	69	U	2600	69	ug/Kg	☼	02/26/16 11:50	02/27/16 00:23	1
2-Nitrophenol	63	U	500	63	ug/Kg	☼	02/26/16 11:50	02/27/16 00:23	1
3 & 4 Methylphenol	66	U	500	66	ug/Kg	☼	02/26/16 11:50	02/27/16 00:23	1
3,3'-Dichlorobenzidine	43	U	1000	43	ug/Kg	☼	02/26/16 11:50	02/27/16 00:23	1
3-Nitroaniline	70	U	2600	70	ug/Kg	☼	02/26/16 11:50	02/27/16 00:23	1
4,6-Dinitro-2-methylphenol	260	U	2600	260	ug/Kg	☼	02/26/16 11:50	02/27/16 00:23	1
4-Bromophenyl phenyl ether	55	U	500	55	ug/Kg	☼	02/26/16 11:50	02/27/16 00:23	1
4-Chloro-3-methylphenol	54	U	500	54	ug/Kg	☼	02/26/16 11:50	02/27/16 00:23	1
4-Chloroaniline	80	U	1000	80	ug/Kg	☼	02/26/16 11:50	02/27/16 00:23	1
4-Chlorophenyl phenyl ether	67	U	500	67	ug/Kg	☼	02/26/16 11:50	02/27/16 00:23	1
4-Nitroaniline	75	U	2600	75	ug/Kg	☼	02/26/16 11:50	02/27/16 00:23	1
4-Nitrophenol	500	U	2600	500	ug/Kg	☼	02/26/16 11:50	02/27/16 00:23	1
Acenaphthene	63	U	500	63	ug/Kg	☼	02/26/16 11:50	02/27/16 00:23	1
Acenaphthylene	55	U	500	55	ug/Kg	☼	02/26/16 11:50	02/27/16 00:23	1
Acetophenone	43	U	500	43	ug/Kg	☼	02/26/16 11:50	02/27/16 00:23	1
Anthracene	38	U	500	38	ug/Kg	☼	02/26/16 11:50	02/27/16 00:23	1
Atrazine	35	U	500	35	ug/Kg	☼	02/26/16 11:50	02/27/16 00:23	1
Benzaldehyde	89	U *	500	89	ug/Kg	☼	02/26/16 11:50	02/27/16 00:23	1
Benzo[a]anthracene	41	U	500	41	ug/Kg	☼	02/26/16 11:50	02/27/16 00:23	1
Benzo[a]pyrene	80	U	500	80	ug/Kg	☼	02/26/16 11:50	02/27/16 00:23	1
Benzo[b]fluoranthene	58	U	500	58	ug/Kg	☼	02/26/16 11:50	02/27/16 00:23	1
Benzo[g,h,i]perylene	34	U	500	34	ug/Kg	☼	02/26/16 11:50	02/27/16 00:23	1
Benzo[k]fluoranthene	99	U	500	99	ug/Kg	☼	02/26/16 11:50	02/27/16 00:23	1
Bis(2-chloroethoxy)methane	60	U	500	60	ug/Kg	☼	02/26/16 11:50	02/27/16 00:23	1
Bis(2-chloroethyl)ether	69	U	500	69	ug/Kg	☼	02/26/16 11:50	02/27/16 00:23	1
Bis(2-ethylhexyl) phthalate	44	U	500	44	ug/Kg	☼	02/26/16 11:50	02/27/16 00:23	1
Butyl benzyl phthalate	40	U	500	40	ug/Kg	☼	02/26/16 11:50	02/27/16 00:23	1
Caprolactam	100	U	500	100	ug/Kg	☼	02/26/16 11:50	02/27/16 00:23	1
Carbazole	46	U	500	46	ug/Kg	☼	02/26/16 11:50	02/27/16 00:23	1
Chrysene	32	U	500	32	ug/Kg	☼	02/26/16 11:50	02/27/16 00:23	1
Dibenz(a,h)anthracene	60	U	500	60	ug/Kg	☼	02/26/16 11:50	02/27/16 00:23	1
Dibenzofuran	50	U	500	50	ug/Kg	☼	02/26/16 11:50	02/27/16 00:23	1
Diethyl phthalate	57	U	500	57	ug/Kg	☼	02/26/16 11:50	02/27/16 00:23	1
Dimethyl phthalate	52	U	500	52	ug/Kg	☼	02/26/16 11:50	02/27/16 00:23	1

Client Sample Results

Client: Weston Solutions, Inc.
Project/Site: DAS R34842

TestAmerica Job ID: 680-122192-1
SDG: 680122192

Client Sample ID: C0AB3

Date Collected: 02/23/16 11:15
Date Received: 02/25/16 09:07

Lab Sample ID: 680-122281-8

Matrix: Solid
Percent Solids: 64.9

Method: 8270D - Semivolatile Organic Compounds (GC/MS) (Continued)

Analyte	Result	Qualifier	RL	MDL	Unit	D	Prepared	Analyzed	Dil Fac
Di-n-butyl phthalate	46	U	500	46	ug/Kg	☼	02/26/16 11:50	02/27/16 00:23	1
Di-n-octyl phthalate	44	U	500	44	ug/Kg	☼	02/26/16 11:50	02/27/16 00:23	1
Fluoranthene	49	U	500	49	ug/Kg	☼	02/26/16 11:50	02/27/16 00:23	1
Fluorene	55	U	500	55	ug/Kg	☼	02/26/16 11:50	02/27/16 00:23	1
Hexachlorobenzene	60	U	500	60	ug/Kg	☼	02/26/16 11:50	02/27/16 00:23	1
Hexachlorobutadiene	55	U	500	55	ug/Kg	☼	02/26/16 11:50	02/27/16 00:23	1
Hexachlorocyclopentadiene	63	U	500	63	ug/Kg	☼	02/26/16 11:50	02/27/16 00:23	1
Hexachloroethane	43	U	500	43	ug/Kg	☼	02/26/16 11:50	02/27/16 00:23	1
Indeno[1,2,3-cd]pyrene	43	U	500	43	ug/Kg	☼	02/26/16 11:50	02/27/16 00:23	1
Isophorone	50	U	500	50	ug/Kg	☼	02/26/16 11:50	02/27/16 00:23	1
Naphthalene	46	U	500	46	ug/Kg	☼	02/26/16 11:50	02/27/16 00:23	1
Nitrobenzene	40	U	500	40	ug/Kg	☼	02/26/16 11:50	02/27/16 00:23	1
N-Nitrosodi-n-propylamine	49	U	500	49	ug/Kg	☼	02/26/16 11:50	02/27/16 00:23	1
N-Nitrosodiphenylamine	50	U	500	50	ug/Kg	☼	02/26/16 11:50	02/27/16 00:23	1
Pentachlorophenol	500	U	2600	500	ug/Kg	☼	02/26/16 11:50	02/27/16 00:23	1
Phenanthrene	41	U	500	41	ug/Kg	☼	02/26/16 11:50	02/27/16 00:23	1
Phenol	52	U	500	52	ug/Kg	☼	02/26/16 11:50	02/27/16 00:23	1
Pyrene	41	U	500	41	ug/Kg	☼	02/26/16 11:50	02/27/16 00:23	1
1,4-Dioxane	180	U	500	180	ug/Kg	☼	02/26/16 11:50	02/27/16 00:23	1

Surrogate	*%Recovery*	*Qualifier*	*Limits*	*Prepared*	*Analyzed*	*Dil Fac*
2,4,6-Tribromophenol	*98*		*45 - 129*	*02/26/16 11:50*	*02/27/16 00:23*	*1*
2-Fluorobiphenyl	*78*		*41 - 116*	*02/26/16 11:50*	*02/27/16 00:23*	*1*
2-Fluorophenol	*74*		*39 - 114*	*02/26/16 11:50*	*02/27/16 00:23*	*1*
Nitrobenzene-d5	*65*		*37 - 115*	*02/26/16 11:50*	*02/27/16 00:23*	*1*
Phenol-d5	*78*		*38 - 122*	*02/26/16 11:50*	*02/27/16 00:23*	*1*
Terphenyl-d14	*77*		*46 - 126*	*02/26/16 11:50*	*02/27/16 00:23*	*1*

Client Sample Results

Client: Weston Solutions, Inc.
Project/Site: DAS R34842

TestAmerica Job ID: 680-122192-1
SDG: 680122192

Client Sample ID: C0AB4

Date Collected: 02/23/16 11:30
Date Received: 02/25/16 09:07

Lab Sample ID: 680-122281-9

Matrix: Solid
Percent Solids: 90.5

Method: 8270D - Semivolatile Organic Compounds (GC/MS)

Analyte	Result	Qualifier	RL	MDL	Unit	D	Prepared	Analyzed	Dil Fac
1,1'-Biphenyl	1900	U	1900	1900	ug/Kg	☼	02/26/16 11:50	02/27/16 17:20	1
1,2,4,5-Tetrachlorobenzene	34	U	360	34	ug/Kg	☼	02/26/16 11:50	02/27/16 17:20	1
2,2'-Oxybis(1-chloropropane)	33	U	360	33	ug/Kg	☼	02/26/16 11:50	02/27/16 17:20	1
2,3,4,6-Tetrachlorophenol	24	U	360	24	ug/Kg	☼	02/26/16 11:50	02/27/16 17:20	1
2,4,5-Trichlorophenol	39	U	360	39	ug/Kg	☼	02/26/16 11:50	02/27/16 17:20	1
2,4,6-Trichlorophenol	32	U	360	32	ug/Kg	☼	02/26/16 11:50	02/27/16 17:20	1
2,4-Dichlorophenol	39	U	360	39	ug/Kg	☼	02/26/16 11:50	02/27/16 17:20	1
2,4-Dimethylphenol	49	U	360	49	ug/Kg	☼	02/26/16 11:50	02/27/16 17:20	1
2,4-Dinitrophenol	920	U	1900	920	ug/Kg	☼	02/26/16 11:50	02/27/16 17:20	1
2,4-Dinitrotoluene	54	U	360	54	ug/Kg	☼	02/26/16 11:50	02/27/16 17:20	1
2,6-Dinitrotoluene	46	U	360	46	ug/Kg	☼	02/26/16 11:50	02/27/16 17:20	1
2-Chloronaphthalene	39	U	360	39	ug/Kg	☼	02/26/16 11:50	02/27/16 17:20	1
2-Chlorophenol	44	U	360	44	ug/Kg	☼	02/26/16 11:50	02/27/16 17:20	1
2-Methylnaphthalene	**110**	**J**	360	42	ug/Kg	☼	02/26/16 11:50	02/27/16 17:20	1
2-Methylphenol	30	U	360	30	ug/Kg	☼	02/26/16 11:50	02/27/16 17:20	1
2-Nitroaniline	50	U	1900	50	ug/Kg	☼	02/26/16 11:50	02/27/16 17:20	1
2-Nitrophenol	45	U	360	45	ug/Kg	☼	02/26/16 11:50	02/27/16 17:20	1
3 & 4 Methylphenol	47	U	360	47	ug/Kg	☼	02/26/16 11:50	02/27/16 17:20	1
3,3'-Dichlorobenzidine	31	U	730	31	ug/Kg	☼	02/26/16 11:50	02/27/16 17:20	1
3-Nitroaniline	51	U	1900	51	ug/Kg	☼	02/26/16 11:50	02/27/16 17:20	1
4,6-Dinitro-2-methylphenol	190	U	1900	190	ug/Kg	☼	02/26/16 11:50	02/27/16 17:20	1
4-Bromophenyl phenyl ether	40	U	360	40	ug/Kg	☼	02/26/16 11:50	02/27/16 17:20	1
4-Chloro-3-methylphenol	39	U	360	39	ug/Kg	☼	02/26/16 11:50	02/27/16 17:20	1
4-Chloroaniline	57	U	730	57	ug/Kg	☼	02/26/16 11:50	02/27/16 17:20	1
4-Chlorophenyl phenyl ether	49	U	360	49	ug/Kg	☼	02/26/16 11:50	02/27/16 17:20	1
4-Nitroaniline	54	U	1900	54	ug/Kg	☼	02/26/16 11:50	02/27/16 17:20	1
4-Nitrophenol	360	U	1900	360	ug/Kg	☼	02/26/16 11:50	02/27/16 17:20	1
Acenaphthene	**170**	**J**	360	45	ug/Kg	☼	02/26/16 11:50	02/27/16 17:20	1
Acenaphthylene	**48**	**J**	360	40	ug/Kg	☼	02/26/16 11:50	02/27/16 17:20	1
Acetophenone	31	U	360	31	ug/Kg	☼	02/26/16 11:50	02/27/16 17:20	1
Anthracene	**370**		360	28	ug/Kg	☼	02/26/16 11:50	02/27/16 17:20	1
Atrazine	25	U	360	25	ug/Kg	☼	02/26/16 11:50	02/27/16 17:20	1
Benzaldehyde	64	U *	360	64	ug/Kg	☼	02/26/16 11:50	02/27/16 17:20	1
Benzo[a]anthracene	**570**		360	30	ug/Kg	☼	02/26/16 11:50	02/27/16 17:20	1
Benzo[a]pyrene	**540**		360	57	ug/Kg	☼	02/26/16 11:50	02/27/16 17:20	1
Benzo[b]fluoranthene	**780**		360	42	ug/Kg	☼	02/26/16 11:50	02/27/16 17:20	1
Benzo[g,h,i]perylene	**330**	**J**	360	24	ug/Kg	☼	02/26/16 11:50	02/27/16 17:20	1
Benzo[k]fluoranthene	**330**	**J**	360	72	ug/Kg	☼	02/26/16 11:50	02/27/16 17:20	1
Bis(2-chloroethoxy)methane	43	U	360	43	ug/Kg	☼	02/26/16 11:50	02/27/16 17:20	1
Bis(2-chloroethyl)ether	50	U	360	50	ug/Kg	☼	02/26/16 11:50	02/27/16 17:20	1
Bis(2-ethylhexyl) phthalate	32	U	360	32	ug/Kg	☼	02/26/16 11:50	02/27/16 17:20	1
Butyl benzyl phthalate	29	U	360	29	ug/Kg	☼	02/26/16 11:50	02/27/16 17:20	1
Caprolactam	73	U	360	73	ug/Kg	☼	02/26/16 11:50	02/27/16 17:20	1
Carbazole	**100**	**J**	360	33	ug/Kg	☼	02/26/16 11:50	02/27/16 17:20	1
Chrysene	**610**		360	23	ug/Kg	☼	02/26/16 11:50	02/27/16 17:20	1
Dibenz(a,h)anthracene	**100**	**J**	360	43	ug/Kg	☼	02/26/16 11:50	02/27/16 17:20	1
Dibenzofuran	**160**	**J**	360	36	ug/Kg	☼	02/26/16 11:50	02/27/16 17:20	1
Diethyl phthalate	41	U	360	41	ug/Kg	☼	02/26/16 11:50	02/27/16 17:20	1
Dimethyl phthalate	38	U	360	38	ug/Kg	☼	02/26/16 11:50	02/27/16 17:20	1

Client Sample Results

Client: Weston Solutions, Inc.
Project/Site: DAS R34842

TestAmerica Job ID: 680-122192-1
SDG: 680122192

Client Sample ID: C0AB4

Date Collected: 02/23/16 11:30
Date Received: 02/25/16 09:07

Lab Sample ID: 680-122281-9

Matrix: Solid
Percent Solids: 90.5

Method: 8270D - Semivolatile Organic Compounds (GC/MS) (Continued)

Analyte	Result	Qualifier	RL	MDL	Unit	D	Prepared	Analyzed	Dil Fac
Di-n-butyl phthalate	33	U	360	33	ug/Kg	☼	02/26/16 11:50	02/27/16 17:20	1
Di-n-octyl phthalate	32	U	360	32	ug/Kg	☼	02/26/16 11:50	02/27/16 17:20	1
Fluoranthene	**1900**		360	35	ug/Kg	☼	02/26/16 11:50	02/27/16 17:20	1
Fluorene	**170**	**J**	360	40	ug/Kg	☼	02/26/16 11:50	02/27/16 17:20	1
Hexachlorobenzene	43	U	360	43	ug/Kg	☼	02/26/16 11:50	02/27/16 17:20	1
Hexachlorobutadiene	40	U	360	40	ug/Kg	☼	02/26/16 11:50	02/27/16 17:20	1
Hexachlorocyclopentadiene	45	U	360	45	ug/Kg	☼	02/26/16 11:50	02/27/16 17:20	1
Hexachloroethane	31	U	360	31	ug/Kg	☼	02/26/16 11:50	02/27/16 17:20	1
Indeno[1,2,3-cd]pyrene	**270**	**J**	360	31	ug/Kg	☼	02/26/16 11:50	02/27/16 17:20	1
Isophorone	36	U	360	36	ug/Kg	☼	02/26/16 11:50	02/27/16 17:20	1
Naphthalene	**230**	**J**	360	33	ug/Kg	☼	02/26/16 11:50	02/27/16 17:20	1
Nitrobenzene	29	U	360	29	ug/Kg	☼	02/26/16 11:50	02/27/16 17:20	1
N-Nitrosodi-n-propylamine	35	U	360	35	ug/Kg	☼	02/26/16 11:50	02/27/16 17:20	1
N-Nitrosodiphenylamine	36	U	360	36	ug/Kg	☼	02/26/16 11:50	02/27/16 17:20	1
Pentachlorophenol	360	U	1900	360	ug/Kg	☼	02/26/16 11:50	02/27/16 17:20	1
Phenanthrene	**1400**		360	30	ug/Kg	☼	02/26/16 11:50	02/27/16 17:20	1
Phenol	38	U	360	38	ug/Kg	☼	02/26/16 11:50	02/27/16 17:20	1
Pyrene	**1700**		360	30	ug/Kg	☼	02/26/16 11:50	02/27/16 17:20	1
1,4-Dioxane	130	U	360	130	ug/Kg	☼	02/26/16 11:50	02/27/16 17:20	1

Surrogate	*%Recovery*	*Qualifier*	*Limits*	*Prepared*	*Analyzed*	*Dil Fac*
2,4,6-Tribromophenol	*50*		*45 - 129*	*02/26/16 11:50*	*02/27/16 17:20*	*1*
2-Fluorobiphenyl	*80*		*41 - 116*	*02/26/16 11:50*	*02/27/16 17:20*	*1*
2-Fluorophenol	*71*		*39 - 114*	*02/26/16 11:50*	*02/27/16 17:20*	*1*
Nitrobenzene-d5	*82*		*37 - 115*	*02/26/16 11:50*	*02/27/16 17:20*	*1*
Phenol-d5	*81*		*38 - 122*	*02/26/16 11:50*	*02/27/16 17:20*	*1*
Terphenyl-d14	*81*		*46 - 126*	*02/26/16 11:50*	*02/27/16 17:20*	*1*

Client Sample Results

Client: Weston Solutions, Inc.
Project/Site: DAS R34842

TestAmerica Job ID: 680-122192-1
SDG: 680122192

Client Sample ID: C0AB5

Date Collected: 02/23/16 11:40
Date Received: 02/25/16 09:07

Lab Sample ID: 680-122281-10

Matrix: Solid
Percent Solids: 61.0

Method: 8270D - Semivolatile Organic Compounds (GC/MS)

Analyte	Result	Qualifier	RL	MDL	Unit	D	Prepared	Analyzed	Dil Fac
1,1'-Biphenyl	2800	U	2800	2800	ug/Kg	☼	02/26/16 11:50	02/27/16 17:43	1
1,2,4,5-Tetrachlorobenzene	50	U	530	50	ug/Kg	☼	02/26/16 11:50	02/27/16 17:43	1
2,2'-Oxybis(1-chloropropane)	49	U	530	49	ug/Kg	☼	02/26/16 11:50	02/27/16 17:43	1
2,3,4,6-Tetrachlorophenol	36	U	530	36	ug/Kg	☼	02/26/16 11:50	02/27/16 17:43	1
2,4,5-Trichlorophenol	57	U	530	57	ug/Kg	☼	02/26/16 11:50	02/27/16 17:43	1
2,4,6-Trichlorophenol	47	U	530	47	ug/Kg	☼	02/26/16 11:50	02/27/16 17:43	1
2,4-Dichlorophenol	57	U	530	57	ug/Kg	☼	02/26/16 11:50	02/27/16 17:43	1
2,4-Dimethylphenol	71	U	530	71	ug/Kg	☼	02/26/16 11:50	02/27/16 17:43	1
2,4-Dinitrophenol	1300	U	2800	1300	ug/Kg	☼	02/26/16 11:50	02/27/16 17:43	1
2,4-Dinitrotoluene	79	U	530	79	ug/Kg	☼	02/26/16 11:50	02/27/16 17:43	1
2,6-Dinitrotoluene	68	U	530	68	ug/Kg	☼	02/26/16 11:50	02/27/16 17:43	1
2-Chloronaphthalene	57	U	530	57	ug/Kg	☼	02/26/16 11:50	02/27/16 17:43	1
2-Chlorophenol	65	U	530	65	ug/Kg	☼	02/26/16 11:50	02/27/16 17:43	1
2-Methylnaphthalene	**540**		530	62	ug/Kg	☼	02/26/16 11:50	02/27/16 17:43	1
2-Methylphenol	**52**	**J**	530	44	ug/Kg	☼	02/26/16 11:50	02/27/16 17:43	1
2-Nitroaniline	73	U	2800	73	ug/Kg	☼	02/26/16 11:50	02/27/16 17:43	1
2-Nitrophenol	66	U	530	66	ug/Kg	☼	02/26/16 11:50	02/27/16 17:43	1
3 & 4 Methylphenol	**1400**		530	70	ug/Kg	☼	02/26/16 11:50	02/27/16 17:43	1
3,3'-Dichlorobenzidine	45	U	1100	45	ug/Kg	☼	02/26/16 11:50	02/27/16 17:43	1
3-Nitroaniline	75	U	2800	75	ug/Kg	☼	02/26/16 11:50	02/27/16 17:43	1
4,6-Dinitro-2-methylphenol	280	U	2800	280	ug/Kg	☼	02/26/16 11:50	02/27/16 17:43	1
4-Bromophenyl phenyl ether	58	U	530	58	ug/Kg	☼	02/26/16 11:50	02/27/16 17:43	1
4-Chloro-3-methylphenol	57	U	530	57	ug/Kg	☼	02/26/16 11:50	02/27/16 17:43	1
4-Chloroaniline	84	U	1100	84	ug/Kg	☼	02/26/16 11:50	02/27/16 17:43	1
4-Chlorophenyl phenyl ether	71	U	530	71	ug/Kg	☼	02/26/16 11:50	02/27/16 17:43	1
4-Nitroaniline	79	U	2800	79	ug/Kg	☼	02/26/16 11:50	02/27/16 17:43	1
4-Nitrophenol	530	U	2800	530	ug/Kg	☼	02/26/16 11:50	02/27/16 17:43	1
Acenaphthene	**430**	**J**	530	66	ug/Kg	☼	02/26/16 11:50	02/27/16 17:43	1
Acenaphthylene	**200**	**J**	530	58	ug/Kg	☼	02/26/16 11:50	02/27/16 17:43	1
Acetophenone	**48**	**J**	530	45	ug/Kg	☼	02/26/16 11:50	02/27/16 17:43	1
Anthracene	**1500**		530	41	ug/Kg	☼	02/26/16 11:50	02/27/16 17:43	1
Atrazine	37	U	530	37	ug/Kg	☼	02/26/16 11:50	02/27/16 17:43	1
Benzaldehyde	**180**	**J ***	530	94	ug/Kg	☼	02/26/16 11:50	02/27/16 17:43	1
Benzo[a]anthracene	**2200**		530	44	ug/Kg	☼	02/26/16 11:50	02/27/16 17:43	1
Benzo[a]pyrene	**1800**		530	84	ug/Kg	☼	02/26/16 11:50	02/27/16 17:43	1
Benzo[b]fluoranthene	**2900**		530	62	ug/Kg	☼	02/26/16 11:50	02/27/16 17:43	1
Benzo[g,h,i]perylene	**1100**		530	36	ug/Kg	☼	02/26/16 11:50	02/27/16 17:43	1
Benzo[k]fluoranthene	**1000**		530	110	ug/Kg	☼	02/26/16 11:50	02/27/16 17:43	1
Bis(2-chloroethoxy)methane	63	U	530	63	ug/Kg	☼	02/26/16 11:50	02/27/16 17:43	1
Bis(2-chloroethyl)ether	73	U	530	73	ug/Kg	☼	02/26/16 11:50	02/27/16 17:43	1
Bis(2-ethylhexyl) phthalate	47	U	530	47	ug/Kg	☼	02/26/16 11:50	02/27/16 17:43	1
Butyl benzyl phthalate	42	U	530	42	ug/Kg	☼	02/26/16 11:50	02/27/16 17:43	1
Caprolactam	110	U	530	110	ug/Kg	☼	02/26/16 11:50	02/27/16 17:43	1
Carbazole	**550**		530	49	ug/Kg	☼	02/26/16 11:50	02/27/16 17:43	1
Chrysene	**2200**		530	34	ug/Kg	☼	02/26/16 11:50	02/27/16 17:43	1
Dibenz(a,h)anthracene	**360**	**J**	530	63	ug/Kg	☼	02/26/16 11:50	02/27/16 17:43	1
Dibenzofuran	**920**		530	53	ug/Kg	☼	02/26/16 11:50	02/27/16 17:43	1
Diethyl phthalate	60	U	530	60	ug/Kg	☼	02/26/16 11:50	02/27/16 17:43	1
Dimethyl phthalate	55	U	530	55	ug/Kg	☼	02/26/16 11:50	02/27/16 17:43	1

Client Sample Results

Client: Weston Solutions, Inc.
Project/Site: DAS R34842

TestAmerica Job ID: 680-122192-1
SDG: 680122192

Client Sample ID: C0AB5

Date Collected: 02/23/16 11:40
Date Received: 02/25/16 09:07

Lab Sample ID: 680-122281-10

Matrix: Solid
Percent Solids: 61.0

Method: 8270D - Semivolatile Organic Compounds (GC/MS) (Continued)

Analyte	Result	Qualifier	RL	MDL	Unit	D	Prepared	Analyzed	Dil Fac
Di-n-butyl phthalate	49	U	530	49	ug/Kg	☼	02/26/16 11:50	02/27/16 17:43	1
Di-n-octyl phthalate	47	U	530	47	ug/Kg	☼	02/26/16 11:50	02/27/16 17:43	1
Fluoranthene	**5900**		530	52	ug/Kg	☼	02/26/16 11:50	02/27/16 17:43	1
Fluorene	**910**		530	58	ug/Kg	☼	02/26/16 11:50	02/27/16 17:43	1
Hexachlorobenzene	63	U	530	63	ug/Kg	☼	02/26/16 11:50	02/27/16 17:43	1
Hexachlorobutadiene	58	U	530	58	ug/Kg	☼	02/26/16 11:50	02/27/16 17:43	1
Hexachlorocyclopentadiene	66	U	530	66	ug/Kg	☼	02/26/16 11:50	02/27/16 17:43	1
Hexachloroethane	45	U	530	45	ug/Kg	☼	02/26/16 11:50	02/27/16 17:43	1
Indeno[1,2,3-cd]pyrene	**1000**		530	45	ug/Kg	☼	02/26/16 11:50	02/27/16 17:43	1
Isophorone	53	U	530	53	ug/Kg	☼	02/26/16 11:50	02/27/16 17:43	1
Naphthalene	**1200**		530	49	ug/Kg	☼	02/26/16 11:50	02/27/16 17:43	1
Nitrobenzene	42	U	530	42	ug/Kg	☼	02/26/16 11:50	02/27/16 17:43	1
N-Nitrosodi-n-propylamine	52	U	530	52	ug/Kg	☼	02/26/16 11:50	02/27/16 17:43	1
N-Nitrosodiphenylamine	53	U	530	53	ug/Kg	☼	02/26/16 11:50	02/27/16 17:43	1
Pentachlorophenol	530	U	2800	530	ug/Kg	☼	02/26/16 11:50	02/27/16 17:43	1
Phenanthrene	**5700**		530	44	ug/Kg	☼	02/26/16 11:50	02/27/16 17:43	1
Phenol	**72**	**J**	530	55	ug/Kg	☼	02/26/16 11:50	02/27/16 17:43	1
Pyrene	**4500**		530	44	ug/Kg	☼	02/26/16 11:50	02/27/16 17:43	1
1,4-Dioxane	190	U	530	190	ug/Kg	☼	02/26/16 11:50	02/27/16 17:43	1

Surrogate	*%Recovery*	*Qualifier*	*Limits*	*Prepared*	*Analyzed*	*Dil Fac*
2,4,6-Tribromophenol	*73*		*45 - 129*	*02/26/16 11:50*	*02/27/16 17:43*	*1*
2-Fluorobiphenyl	*78*		*41 - 116*	*02/26/16 11:50*	*02/27/16 17:43*	*1*
2-Fluorophenol	*70*		*39 - 114*	*02/26/16 11:50*	*02/27/16 17:43*	*1*
Nitrobenzene-d5	*68*		*37 - 115*	*02/26/16 11:50*	*02/27/16 17:43*	*1*
Phenol-d5	*78*		*38 - 122*	*02/26/16 11:50*	*02/27/16 17:43*	*1*
Terphenyl-d14	*79*		*46 - 126*	*02/26/16 11:50*	*02/27/16 17:43*	*1*

Client Sample Results

Client: Weston Solutions, Inc.
Project/Site: DAS R34842

TestAmerica Job ID: 680-122192-1
SDG: 680122192

Client Sample ID: MC0AA6

Date Collected: 02/23/16 09:00
Date Received: 02/25/16 09:07

Lab Sample ID: 680-122281-11

Matrix: Solid
Percent Solids: 84.8

Method: 6010C - Metals (ICP)

Analyte	Result	Qualifier	RL	MDL	Unit	D	Prepared	Analyzed	Dil Fac
Aluminum	3900		20	3.1	mg/Kg	☼	02/29/16 10:11	03/01/16 20:32	1
Antimony	2.1	F1	2.0	0.82	mg/Kg	☼	02/29/16 10:11	03/01/16 20:32	1
Arsenic	10	F1 F2	2.0	0.80	mg/Kg	☼	02/29/16 10:11	03/01/16 20:32	1
Barium	90		1.0	0.16	mg/Kg	☼	02/29/16 10:11	03/01/16 20:32	1
Beryllium	0.45		0.40	0.010	mg/Kg	☼	02/29/16 10:11	03/01/16 20:32	1
Cadmium	0.10	U	0.50	0.10	mg/Kg	☼	02/29/16 10:11	03/01/16 20:32	1
Calcium	3300	B	50	5.2	mg/Kg	☼	02/29/16 10:11	03/01/16 20:32	1
Chromium	15	F1	1.0	0.21	mg/Kg	☼	02/29/16 10:11	03/01/16 20:32	1
Cobalt	4.0		1.0	0.10	mg/Kg	☼	02/29/16 10:11	03/01/16 20:32	1
Copper	110		2.5	0.17	mg/Kg	☼	02/29/16 10:11	03/01/16 20:32	1
Iron	19000	F2	20	5.3	mg/Kg	☼	02/29/16 10:11	03/01/16 20:32	1
Lead	150		1.0	0.34	mg/Kg	☼	02/29/16 10:11	03/01/16 20:32	1
Magnesium	730		50	8.9	mg/Kg	☼	02/29/16 10:11	03/01/16 20:32	1
Manganese	160	F1	1.0	0.10	mg/Kg	☼	02/29/16 10:11	03/01/16 20:32	1
Nickel	11		4.0	0.38	mg/Kg	☼	02/29/16 10:11	03/01/16 20:32	1
Potassium	340		100	2.5	mg/Kg	☼	02/29/16 10:11	03/01/16 20:32	1
Selenium	0.97	U	2.5	0.97	mg/Kg	☼	02/29/16 10:11	03/01/16 20:32	1
Silver	0.18	J	1.0	0.060	mg/Kg	☼	02/29/16 10:11	03/01/16 20:32	1
Sodium	48	U	200	48	mg/Kg	☼	02/29/16 10:11	03/01/16 20:32	1
Thallium	0.60	U F1 F2	2.5	0.60	mg/Kg	☼	02/29/16 10:11	03/01/16 20:32	1
Vanadium	13		1.0	0.10	mg/Kg	☼	02/29/16 10:11	03/01/16 20:32	1
Zinc	150	F2	2.0	0.70	mg/Kg	☼	02/29/16 10:11	03/01/16 20:32	1

Method: 7471B - Mercury (CVAA)

Analyte	Result	Qualifier	RL	MDL	Unit	D	Prepared	Analyzed	Dil Fac
Mercury	0.13		0.022	0.0087	mg/Kg	☼	03/01/16 12:43	03/02/16 16:11	1

General Chemistry

Analyte	Result	Qualifier	RL	MDL	Unit	D	Prepared	Analyzed	Dil Fac
Cyanide, Total	0.47	J	0.56	0.15	mg/Kg	☼	03/01/16 06:26	03/02/16 07:44	1

Client Sample Results

Client: Weston Solutions, Inc.
Project/Site: DAS R34842

TestAmerica Job ID: 680-122192-1
SDG: 680122192

Client Sample ID: MC0AA7

Date Collected: 02/23/16 09:15
Date Received: 02/25/16 09:07

Lab Sample ID: 680-122281-12

Matrix: Solid
Percent Solids: 84.9

Method: 6010C - Metals (ICP)

Analyte	Result	Qualifier	RL	MDL	Unit	D	Prepared	Analyzed	Dil Fac
Aluminum	3100		20	3.2	mg/Kg	☼	02/29/16 10:11	03/01/16 21:07	1
Antimony	0.84	U	2.0	0.84	mg/Kg	☼	02/29/16 10:11	03/01/16 21:07	1
Arsenic	2.8		2.0	0.82	mg/Kg	☼	02/29/16 10:11	03/01/16 21:07	1
Barium	9.5		1.0	0.16	mg/Kg	☼	02/29/16 10:11	03/01/16 21:07	1
Beryllium	0.10	J	0.41	0.010	mg/Kg	☼	02/29/16 10:11	03/01/16 21:07	1
Cadmium	0.10	U	0.51	0.10	mg/Kg	☼	02/29/16 10:11	03/01/16 21:07	1
Calcium	200	B	51	5.3	mg/Kg	☼	02/29/16 10:11	03/01/16 21:07	1
Chromium	5.5		1.0	0.22	mg/Kg	☼	02/29/16 10:11	03/01/16 21:07	1
Cobalt	0.55	J	1.0	0.10	mg/Kg	☼	02/29/16 10:11	03/01/16 21:07	1
Copper	2.2	J	2.6	0.17	mg/Kg	☼	02/29/16 10:11	03/01/16 21:07	1
Iron	4200		20	5.4	mg/Kg	☼	02/29/16 10:11	03/01/16 21:07	1
Lead	2.3		1.0	0.35	mg/Kg	☼	02/29/16 10:11	03/01/16 21:07	1
Magnesium	330		51	9.1	mg/Kg	☼	02/29/16 10:11	03/01/16 21:07	1
Manganese	13		1.0	0.10	mg/Kg	☼	02/29/16 10:11	03/01/16 21:07	1
Nickel	1.6	J	4.1	0.39	mg/Kg	☼	02/29/16 10:11	03/01/16 21:07	1
Potassium	290		100	2.6	mg/Kg	☼	02/29/16 10:11	03/01/16 21:07	1
Selenium	0.99	U	2.6	0.99	mg/Kg	☼	02/29/16 10:11	03/01/16 21:07	1
Silver	0.061	U	1.0	0.061	mg/Kg	☼	02/29/16 10:11	03/01/16 21:07	1
Sodium	49	U	200	49	mg/Kg	☼	02/29/16 10:11	03/01/16 21:07	1
Thallium	0.61	U	2.6	0.61	mg/Kg	☼	02/29/16 10:11	03/01/16 21:07	1
Vanadium	8.0		1.0	0.10	mg/Kg	☼	02/29/16 10:11	03/01/16 21:07	1
Zinc	5.0		2.0	0.72	mg/Kg	☼	02/29/16 10:11	03/01/16 21:07	1

Method: 7471B - Mercury (CVAA)

Analyte	Result	Qualifier	RL	MDL	Unit	D	Prepared	Analyzed	Dil Fac
Mercury	0.0081	U	0.020	0.0081	mg/Kg	☼	03/01/16 12:54	03/02/16 16:14	1

General Chemistry

Analyte	Result	Qualifier	RL	MDL	Unit	D	Prepared	Analyzed	Dil Fac
Cyanide, Total	0.15	J	0.58	0.15	mg/Kg	☼	03/01/16 06:26	03/02/16 07:45	1

Client Sample Results

Client: Weston Solutions, Inc.
Project/Site: DAS R34842

TestAmerica Job ID: 680-122192-1
SDG: 680122192

Client Sample ID: MC0AA8

Date Collected: 02/23/16 09:45
Date Received: 02/25/16 09:07

Lab Sample ID: 680-122281-13

Matrix: Solid
Percent Solids: 88.7

Method: 6010C - Metals (ICP)

Analyte	Result	Qualifier	RL	MDL	Unit	D	Prepared	Analyzed	Dil Fac
Aluminum	3300		20	3.0	mg/Kg	☼	02/29/16 10:11	03/01/16 21:12	1
Antimony	0.80	U	2.0	0.80	mg/Kg	☼	02/29/16 10:11	03/01/16 21:12	1
Arsenic	5.5		2.0	0.78	mg/Kg	☼	02/29/16 10:11	03/01/16 21:12	1
Barium	65		0.98	0.16	mg/Kg	☼	02/29/16 10:11	03/01/16 21:12	1
Beryllium	0.43		0.39	0.0098	mg/Kg	☼	02/29/16 10:11	03/01/16 21:12	1
Cadmium	0.098	U	0.49	0.098	mg/Kg	☼	02/29/16 10:11	03/01/16 21:12	1
Calcium	3400	B	49	5.1	mg/Kg	☼	02/29/16 10:11	03/01/16 21:12	1
Chromium	8.8		0.98	0.21	mg/Kg	☼	02/29/16 10:11	03/01/16 21:12	1
Cobalt	4.0		0.98	0.098	mg/Kg	☼	02/29/16 10:11	03/01/16 21:12	1
Copper	46		2.5	0.17	mg/Kg	☼	02/29/16 10:11	03/01/16 21:12	1
Iron	14000		20	5.2	mg/Kg	☼	02/29/16 10:11	03/01/16 21:12	1
Lead	120		0.98	0.33	mg/Kg	☼	02/29/16 10:11	03/01/16 21:12	1
Magnesium	2200		49	8.7	mg/Kg	☼	02/29/16 10:11	03/01/16 21:12	1
Manganese	200		0.98	0.098	mg/Kg	☼	02/29/16 10:11	03/01/16 21:12	1
Nickel	8.3		3.9	0.37	mg/Kg	☼	02/29/16 10:11	03/01/16 21:12	1
Potassium	900		98	2.5	mg/Kg	☼	02/29/16 10:11	03/01/16 21:12	1
Selenium	0.95	U	2.5	0.95	mg/Kg	☼	02/29/16 10:11	03/01/16 21:12	1
Silver	0.059	U	0.98	0.059	mg/Kg	☼	02/29/16 10:11	03/01/16 21:12	1
Sodium	47	U	200	47	mg/Kg	☼	02/29/16 10:11	03/01/16 21:12	1
Thallium	0.59	U	2.5	0.59	mg/Kg	☼	02/29/16 10:11	03/01/16 21:12	1
Vanadium	14		0.98	0.098	mg/Kg	☼	02/29/16 10:11	03/01/16 21:12	1
Zinc	58		2.0	0.69	mg/Kg	☼	02/29/16 10:11	03/01/16 21:12	1

Method: 7471B - Mercury (CVAA)

Analyte	Result	Qualifier	RL	MDL	Unit	D	Prepared	Analyzed	Dil Fac
Mercury	0.049		0.021	0.0085	mg/Kg	☼	03/01/16 12:54	03/02/16 16:17	1

General Chemistry

Analyte	Result	Qualifier	RL	MDL	Unit	D	Prepared	Analyzed	Dil Fac
Cyanide, Total	0.17	J	0.54	0.14	mg/Kg	☼	03/01/16 06:26	03/02/16 07:47	1

Client Sample Results

Client: Weston Solutions, Inc.
Project/Site: DAS R34842

TestAmerica Job ID: 680-122192-1
SDG: 680122192

Client Sample ID: MC0AA9

Date Collected: 02/23/16 09:55
Date Received: 02/25/16 09:07

Lab Sample ID: 680-122281-14

Matrix: Solid
Percent Solids: 82.8

Method: 6010C - Metals (ICP)

Analyte	Result	Qualifier	RL	MDL	Unit	D	Prepared	Analyzed	Dil Fac
Aluminum	**5400**		22	3.4	mg/Kg	☼	02/29/16 10:11	03/01/16 21:17	1
Antimony	0.89	U	2.2	0.89	mg/Kg	☼	02/29/16 10:11	03/01/16 21:17	1
Arsenic	**3.7**		2.2	0.87	mg/Kg	☼	02/29/16 10:11	03/01/16 21:17	1
Barium	**13**		1.1	0.17	mg/Kg	☼	02/29/16 10:11	03/01/16 21:17	1
Beryllium	**0.19**	**J**	0.43	0.011	mg/Kg	☼	02/29/16 10:11	03/01/16 21:17	1
Cadmium	0.11	U	0.54	0.11	mg/Kg	☼	02/29/16 10:11	03/01/16 21:17	1
Calcium	**650**	**B**	54	5.7	mg/Kg	☼	02/29/16 10:11	03/01/16 21:17	1
Chromium	**10**		1.1	0.23	mg/Kg	☼	02/29/16 10:11	03/01/16 21:17	1
Cobalt	**1.7**		1.1	0.11	mg/Kg	☼	02/29/16 10:11	03/01/16 21:17	1
Copper	**2.4**	**J**	2.7	0.18	mg/Kg	☼	02/29/16 10:11	03/01/16 21:17	1
Iron	**5600**		22	5.8	mg/Kg	☼	02/29/16 10:11	03/01/16 21:17	1
Lead	**4.5**		1.1	0.37	mg/Kg	☼	02/29/16 10:11	03/01/16 21:17	1
Magnesium	**610**		54	9.7	mg/Kg	☼	02/29/16 10:11	03/01/16 21:17	1
Manganese	**27**		1.1	0.11	mg/Kg	☼	02/29/16 10:11	03/01/16 21:17	1
Nickel	**3.0**	**J**	4.3	0.41	mg/Kg	☼	02/29/16 10:11	03/01/16 21:17	1
Potassium	**590**		110	2.7	mg/Kg	☼	02/29/16 10:11	03/01/16 21:17	1
Selenium	1.1	U	2.7	1.1	mg/Kg	☼	02/29/16 10:11	03/01/16 21:17	1
Silver	0.065	U	1.1	0.065	mg/Kg	☼	02/29/16 10:11	03/01/16 21:17	1
Sodium	**79**	**J**	220	52	mg/Kg	☼	02/29/16 10:11	03/01/16 21:17	1
Thallium	0.65	U	2.7	0.65	mg/Kg	☼	02/29/16 10:11	03/01/16 21:17	1
Vanadium	**13**		1.1	0.11	mg/Kg	☼	02/29/16 10:11	03/01/16 21:17	1
Zinc	**12**		2.2	0.76	mg/Kg	☼	02/29/16 10:11	03/01/16 21:17	1

Method: 7471B - Mercury (CVAA)

Analyte	Result	Qualifier	RL	MDL	Unit	D	Prepared	Analyzed	Dil Fac
Mercury	0.0086	U	0.022	0.0086	mg/Kg	☼	03/01/16 12:54	03/02/16 16:20	1

General Chemistry

Analyte	Result	Qualifier	RL	MDL	Unit	D	Prepared	Analyzed	Dil Fac
Cyanide, Total	0.15	U	0.59	0.15	mg/Kg	☼	03/01/16 06:26	03/02/16 07:48	1

Client Sample Results

Client: Weston Solutions, Inc.
Project/Site: DAS R34842

TestAmerica Job ID: 680-122192-1
SDG: 680122192

Client Sample ID: MC0AB0

Date Collected: 02/23/16 10:10
Date Received: 02/25/16 09:07

Lab Sample ID: 680-122281-15

Matrix: Solid
Percent Solids: 90.7

Method: 6010C - Metals (ICP)

Analyte	Result	Qualifier	RL	MDL	Unit	D	Prepared	Analyzed	Dil Fac
Aluminum	1300		20	3.1	mg/Kg	☼	02/29/16 10:11	03/01/16 21:22	1
Antimony	0.81	U	2.0	0.81	mg/Kg	☼	02/29/16 10:11	03/01/16 21:22	1
Arsenic	2.9		2.0	0.79	mg/Kg	☼	02/29/16 10:11	03/01/16 21:22	1
Barium	45		0.99	0.16	mg/Kg	☼	02/29/16 10:11	03/01/16 21:22	1
Beryllium	0.21	J	0.40	0.0099	mg/Kg	☼	02/29/16 10:11	03/01/16 21:22	1
Cadmium	0.099	U	0.50	0.099	mg/Kg	☼	02/29/16 10:11	03/01/16 21:22	1
Calcium	800	B	50	5.2	mg/Kg	☼	02/29/16 10:11	03/01/16 21:22	1
Chromium	9.5		0.99	0.21	mg/Kg	☼	02/29/16 10:11	03/01/16 21:22	1
Cobalt	1.7		0.99	0.099	mg/Kg	☼	02/29/16 10:11	03/01/16 21:22	1
Copper	35		2.5	0.17	mg/Kg	☼	02/29/16 10:11	03/01/16 21:22	1
Iron	9300		20	5.3	mg/Kg	☼	02/29/16 10:11	03/01/16 21:22	1
Lead	60		0.99	0.34	mg/Kg	☼	02/29/16 10:11	03/01/16 21:22	1
Magnesium	450		50	8.8	mg/Kg	☼	02/29/16 10:11	03/01/16 21:22	1
Manganese	140		0.99	0.099	mg/Kg	☼	02/29/16 10:11	03/01/16 21:22	1
Nickel	5.5		4.0	0.38	mg/Kg	☼	02/29/16 10:11	03/01/16 21:22	1
Potassium	240		99	2.5	mg/Kg	☼	02/29/16 10:11	03/01/16 21:22	1
Selenium	0.96	U	2.5	0.96	mg/Kg	☼	02/29/16 10:11	03/01/16 21:22	1
Silver	0.060	U	0.99	0.060	mg/Kg	☼	02/29/16 10:11	03/01/16 21:22	1
Sodium	48	U	200	48	mg/Kg	☼	02/29/16 10:11	03/01/16 21:22	1
Thallium	0.60	U	2.5	0.60	mg/Kg	☼	02/29/16 10:11	03/01/16 21:22	1
Vanadium	8.4		0.99	0.099	mg/Kg	☼	02/29/16 10:11	03/01/16 21:22	1
Zinc	76		2.0	0.69	mg/Kg	☼	02/29/16 10:11	03/01/16 21:22	1

Method: 7471B - Mercury (CVAA)

Analyte	Result	Qualifier	RL	MDL	Unit	D	Prepared	Analyzed	Dil Fac
Mercury	0.034		0.020	0.0082	mg/Kg	☼	03/01/16 12:54	03/02/16 16:23	1

General Chemistry

Analyte	Result	Qualifier	RL	MDL	Unit	D	Prepared	Analyzed	Dil Fac
Cyanide, Total	0.14	U	0.55	0.14	mg/Kg	☼	03/01/16 06:26	03/02/16 07:49	1

Client Sample Results

Client: Weston Solutions, Inc.
Project/Site: DAS R34842

TestAmerica Job ID: 680-122192-1
SDG: 680122192

Client Sample ID: MC0AB1

Date Collected: 02/23/16 10:30
Date Received: 02/25/16 09:07

Lab Sample ID: 680-122281-16

Matrix: Solid
Percent Solids: 79.8

Method: 6010C - Metals (ICP)

Analyte	Result	Qualifier	RL	MDL	Unit	D	Prepared	Analyzed	Dil Fac
Aluminum	7200		21	3.3	mg/Kg	☼	02/29/16 10:11	03/01/16 21:27	1
Antimony	0.86	U	2.1	0.86	mg/Kg	☼	02/29/16 10:11	03/01/16 21:27	1
Arsenic	16		2.1	0.84	mg/Kg	☼	02/29/16 10:11	03/01/16 21:27	1
Barium	19		1.1	0.17	mg/Kg	☼	02/29/16 10:11	03/01/16 21:27	1
Beryllium	0.28	J	0.42	0.011	mg/Kg	☼	02/29/16 10:11	03/01/16 21:27	1
Cadmium	0.11	U	0.53	0.11	mg/Kg	☼	02/29/16 10:11	03/01/16 21:27	1
Calcium	13000	B	53	5.5	mg/Kg	☼	02/29/16 10:11	03/01/16 21:27	1
Chromium	13		1.1	0.22	mg/Kg	☼	02/29/16 10:11	03/01/16 21:27	1
Cobalt	2.4		1.1	0.11	mg/Kg	☼	02/29/16 10:11	03/01/16 21:27	1
Copper	5.9		2.6	0.18	mg/Kg	☼	02/29/16 10:11	03/01/16 21:27	1
Iron	17000		21	5.6	mg/Kg	☼	02/29/16 10:11	03/01/16 21:27	1
Lead	8.5		1.1	0.36	mg/Kg	☼	02/29/16 10:11	03/01/16 21:27	1
Magnesium	1700		53	9.4	mg/Kg	☼	02/29/16 10:11	03/01/16 21:27	1
Manganese	94		1.1	0.11	mg/Kg	☼	02/29/16 10:11	03/01/16 21:27	1
Nickel	5.3		4.2	0.40	mg/Kg	☼	02/29/16 10:11	03/01/16 21:27	1
Potassium	1400		110	2.6	mg/Kg	☼	02/29/16 10:11	03/01/16 21:27	1
Selenium	1.0	U	2.6	1.0	mg/Kg	☼	02/29/16 10:11	03/01/16 21:27	1
Silver	0.063	U	1.1	0.063	mg/Kg	☼	02/29/16 10:11	03/01/16 21:27	1
Sodium	1900		210	51	mg/Kg	☼	02/29/16 10:11	03/01/16 21:27	1
Thallium	0.63	U	2.6	0.63	mg/Kg	☼	02/29/16 10:11	03/01/16 21:27	1
Vanadium	16		1.1	0.11	mg/Kg	☼	02/29/16 10:11	03/01/16 21:27	1
Zinc	21		2.1	0.74	mg/Kg	☼	02/29/16 10:11	03/01/16 21:27	1

Method: 7471B - Mercury (CVAA)

Analyte	Result	Qualifier	RL	MDL	Unit	D	Prepared	Analyzed	Dil Fac
Mercury	0.016	J	0.025	0.010	mg/Kg	☼	03/01/16 12:54	03/02/16 16:32	1

General Chemistry

Analyte	Result	Qualifier	RL	MDL	Unit	D	Prepared	Analyzed	Dil Fac
Cyanide, Total	0.17	J	0.60	0.16	mg/Kg	☼	03/01/16 06:26	03/02/16 07:53	1

Client Sample Results

Client: Weston Solutions, Inc.
Project/Site: DAS R34842

TestAmerica Job ID: 680-122192-1
SDG: 680122192

Client Sample ID: MC0AB2

Date Collected: 02/23/16 11:05
Date Received: 02/25/16 09:07

Lab Sample ID: 680-122281-17

Matrix: Solid
Percent Solids: 86.7

Method: 6010C - Metals (ICP)

Analyte	Result	Qualifier	RL	MDL	Unit	D	Prepared	Analyzed	Dil Fac
Aluminum	7100		20	3.1	mg/Kg	☼	02/29/16 10:11	03/01/16 21:32	1
Antimony	0.82	U	2.0	0.82	mg/Kg	☼	02/29/16 10:11	03/01/16 21:32	1
Arsenic	9.0		2.0	0.80	mg/Kg	☼	02/29/16 10:11	03/01/16 21:32	1
Barium	85		0.99	0.16	mg/Kg	☼	02/29/16 10:11	03/01/16 21:32	1
Beryllium	0.58		0.40	0.0099	mg/Kg	☼	02/29/16 10:11	03/01/16 21:32	1
Cadmium	1.6		0.50	0.099	mg/Kg	☼	02/29/16 10:11	03/01/16 21:32	1
Calcium	45000	B	50	5.2	mg/Kg	☼	02/29/16 10:11	03/01/16 21:32	1
Chromium	15		0.99	0.21	mg/Kg	☼	02/29/16 10:11	03/01/16 21:32	1
Cobalt	3.5		0.99	0.099	mg/Kg	☼	02/29/16 10:11	03/01/16 21:32	1
Copper	25		2.5	0.17	mg/Kg	☼	02/29/16 10:11	03/01/16 21:32	1
Iron	7600		20	5.3	mg/Kg	☼	02/29/16 10:11	03/01/16 21:32	1
Lead	35		0.99	0.34	mg/Kg	☼	02/29/16 10:11	03/01/16 21:32	1
Magnesium	2200		50	8.9	mg/Kg	☼	02/29/16 10:11	03/01/16 21:32	1
Manganese	110		0.99	0.099	mg/Kg	☼	02/29/16 10:11	03/01/16 21:32	1
Nickel	9.4		4.0	0.38	mg/Kg	☼	02/29/16 10:11	03/01/16 21:32	1
Potassium	2200		99	2.5	mg/Kg	☼	02/29/16 10:11	03/01/16 21:32	1
Selenium	1.7	J	2.5	0.96	mg/Kg	☼	02/29/16 10:11	03/01/16 21:32	1
Silver	5.6		0.99	0.060	mg/Kg	☼	02/29/16 10:11	03/01/16 21:32	1
Sodium	140	J	200	48	mg/Kg	☼	02/29/16 10:11	03/01/16 21:32	1
Thallium	0.60	U	2.5	0.60	mg/Kg	☼	02/29/16 10:11	03/01/16 21:32	1
Vanadium	19		0.99	0.099	mg/Kg	☼	02/29/16 10:11	03/01/16 21:32	1
Zinc	76		2.0	0.70	mg/Kg	☼	02/29/16 10:11	03/01/16 21:32	1

Method: 7471B - Mercury (CVAA)

Analyte	Result	Qualifier	RL	MDL	Unit	D	Prepared	Analyzed	Dil Fac
Mercury	0.054		0.021	0.0084	mg/Kg	☼	03/01/16 12:54	03/02/16 16:35	1

General Chemistry

Analyte	Result	Qualifier	RL	MDL	Unit	D	Prepared	Analyzed	Dil Fac
Cyanide, Total	0.15	J	0.57	0.15	mg/Kg	☼	03/01/16 06:26	03/02/16 07:54	1

Client Sample Results

Client: Weston Solutions, Inc.
Project/Site: DAS R34842

TestAmerica Job ID: 680-122192-1
SDG: 680122192

Client Sample ID: MC0AB3

Date Collected: 02/23/16 11:15
Date Received: 02/25/16 09:07

Lab Sample ID: 680-122281-18

Matrix: Solid
Percent Solids: 64.9

Method: 6010C - Metals (ICP)

Analyte	Result	Qualifier	RL	MDL	Unit	D	Prepared	Analyzed	Dil Fac
Aluminum	19000		27	4.2	mg/Kg	☼	02/29/16 10:11	03/01/16 21:37	1
Antimony	1.1	U	2.7	1.1	mg/Kg	☼	02/29/16 10:11	03/01/16 21:37	1
Arsenic	9.7		2.7	1.1	mg/Kg	☼	02/29/16 10:11	03/01/16 21:37	1
Barium	33		1.4	0.22	mg/Kg	☼	02/29/16 10:11	03/01/16 21:37	1
Beryllium	0.99		0.55	0.014	mg/Kg	☼	02/29/16 10:11	03/01/16 21:37	1
Cadmium	0.14	U	0.68	0.14	mg/Kg	☼	02/29/16 10:11	03/01/16 21:37	1
Calcium	1900	B	68	7.1	mg/Kg	☼	02/29/16 10:11	03/01/16 21:37	1
Chromium	35		1.4	0.29	mg/Kg	☼	02/29/16 10:11	03/01/16 21:37	1
Cobalt	11		1.4	0.14	mg/Kg	☼	02/29/16 10:11	03/01/16 21:37	1
Copper	10		3.4	0.23	mg/Kg	☼	02/29/16 10:11	03/01/16 21:37	1
Iron	33000		27	7.2	mg/Kg	☼	02/29/16 10:11	03/01/16 21:37	1
Lead	13		1.4	0.46	mg/Kg	☼	02/29/16 10:11	03/01/16 21:37	1
Magnesium	5000		68	12	mg/Kg	☼	02/29/16 10:11	03/01/16 21:37	1
Manganese	320		1.4	0.14	mg/Kg	☼	02/29/16 10:11	03/01/16 21:37	1
Nickel	21		5.5	0.52	mg/Kg	☼	02/29/16 10:11	03/01/16 21:37	1
Potassium	3800		140	3.4	mg/Kg	☼	02/29/16 10:11	03/01/16 21:37	1
Selenium	1.3	U	3.4	1.3	mg/Kg	☼	02/29/16 10:11	03/01/16 21:37	1
Silver	0.13	J	1.4	0.082	mg/Kg	☼	02/29/16 10:11	03/01/16 21:37	1
Sodium	3600		270	65	mg/Kg	☼	02/29/16 10:11	03/01/16 21:37	1
Thallium	0.82	U	3.4	0.82	mg/Kg	☼	02/29/16 10:11	03/01/16 21:37	1
Vanadium	35		1.4	0.14	mg/Kg	☼	02/29/16 10:11	03/01/16 21:37	1
Zinc	64		2.7	0.95	mg/Kg	☼	02/29/16 10:11	03/01/16 21:37	1

Method: 7471B - Mercury (CVAA)

Analyte	Result	Qualifier	RL	MDL	Unit	D	Prepared	Analyzed	Dil Fac
Mercury	0.015	J	0.028	0.011	mg/Kg	☼	03/01/16 12:54	03/02/16 16:39	1

General Chemistry

Analyte	Result	Qualifier	RL	MDL	Unit	D	Prepared	Analyzed	Dil Fac
Cyanide, Total	0.20	U	0.76	0.20	mg/Kg	☼	03/01/16 06:26	03/02/16 07:55	1

Client Sample Results

Client: Weston Solutions, Inc.
Project/Site: DAS R34842

TestAmerica Job ID: 680-122192-1
SDG: 680122192

Client Sample ID: MC0AB4

Date Collected: 02/23/16 11:30
Date Received: 02/25/16 09:07

Lab Sample ID: 680-122281-19

Matrix: Solid
Percent Solids: 90.5

Method: 6010C - Metals (ICP)

Analyte	Result	Qualifier	RL	MDL	Unit	D	Prepared	Analyzed	Dil Fac
Aluminum	6700		19	2.9	mg/Kg	☼	02/29/16 10:11	03/01/16 21:42	1
Antimony	0.77	U	1.9	0.77	mg/Kg	☼	02/29/16 10:11	03/01/16 21:42	1
Arsenic	7.6		1.9	0.75	mg/Kg	☼	02/29/16 10:11	03/01/16 21:42	1
Barium	72		0.94	0.15	mg/Kg	☼	02/29/16 10:11	03/01/16 21:42	1
Beryllium	0.50		0.37	0.0094	mg/Kg	☼	02/29/16 10:11	03/01/16 21:42	1
Cadmium	0.094	U	0.47	0.094	mg/Kg	☼	02/29/16 10:11	03/01/16 21:42	1
Calcium	15000	B	47	4.9	mg/Kg	☼	02/29/16 10:11	03/01/16 21:42	1
Chromium	13		0.94	0.20	mg/Kg	☼	02/29/16 10:11	03/01/16 21:42	1
Cobalt	3.5		0.94	0.094	mg/Kg	☼	02/29/16 10:11	03/01/16 21:42	1
Copper	42		2.3	0.16	mg/Kg	☼	02/29/16 10:11	03/01/16 21:42	1
Iron	10000		19	5.0	mg/Kg	☼	02/29/16 10:11	03/01/16 21:42	1
Lead	39		0.94	0.32	mg/Kg	☼	02/29/16 10:11	03/01/16 21:42	1
Magnesium	2300		47	8.3	mg/Kg	☼	02/29/16 10:11	03/01/16 21:42	1
Manganese	140		0.94	0.094	mg/Kg	☼	02/29/16 10:11	03/01/16 21:42	1
Nickel	8.0		3.7	0.36	mg/Kg	☼	02/29/16 10:11	03/01/16 21:42	1
Potassium	2000		94	2.3	mg/Kg	☼	02/29/16 10:11	03/01/16 21:42	1
Selenium	1.1	J	2.3	0.91	mg/Kg	☼	02/29/16 10:11	03/01/16 21:42	1
Silver	0.095	J	0.94	0.056	mg/Kg	☼	02/29/16 10:11	03/01/16 21:42	1
Sodium	62	J	190	45	mg/Kg	☼	02/29/16 10:11	03/01/16 21:42	1
Thallium	0.56	U	2.3	0.56	mg/Kg	☼	02/29/16 10:11	03/01/16 21:42	1
Vanadium	23		0.94	0.094	mg/Kg	☼	02/29/16 10:11	03/01/16 21:42	1
Zinc	64		1.9	0.66	mg/Kg	☼	02/29/16 10:11	03/01/16 21:42	1

Method: 7471B - Mercury (CVAA)

Analyte	Result	Qualifier	RL	MDL	Unit	D	Prepared	Analyzed	Dil Fac
Mercury	0.055		0.021	0.0083	mg/Kg	☼	03/01/16 12:54	03/02/16 16:42	1

General Chemistry

Analyte	Result	Qualifier	RL	MDL	Unit	D	Prepared	Analyzed	Dil Fac
Cyanide, Total	0.14	U	0.55	0.14	mg/Kg	☼	03/01/16 06:26	03/02/16 07:56	1

Client Sample Results

Client: Weston Solutions, Inc.
Project/Site: DAS R34842

TestAmerica Job ID: 680-122192-1
SDG: 680122192

Client Sample ID: MC0AB5

Date Collected: 02/23/16 11:40
Date Received: 02/25/16 09:07

Lab Sample ID: 680-122281-20

Matrix: Solid
Percent Solids: 61.0

Method: 6010C - Metals (ICP)

Analyte	Result	Qualifier	RL	MDL	Unit	D	Prepared	Analyzed	Dil Fac
Aluminum	9000		29	4.4	mg/Kg	☼	02/29/16 10:11	03/01/16 21:47	1
Antimony	1.2	U	2.9	1.2	mg/Kg	☼	02/29/16 10:11	03/01/16 21:47	1
Arsenic	9.8		2.9	1.1	mg/Kg	☼	02/29/16 10:11	03/01/16 21:47	1
Barium	86		1.4	0.23	mg/Kg	☼	02/29/16 10:11	03/01/16 21:47	1
Beryllium	0.46	J	0.57	0.014	mg/Kg	☼	02/29/16 10:11	03/01/16 21:47	1
Cadmium	0.14	U	0.71	0.14	mg/Kg	☼	02/29/16 10:11	03/01/16 21:47	1
Calcium	19000	B	71	7.4	mg/Kg	☼	02/29/16 10:11	03/01/16 21:47	1
Chromium	19		1.4	0.30	mg/Kg	☼	02/29/16 10:11	03/01/16 21:47	1
Cobalt	4.7		1.4	0.14	mg/Kg	☼	02/29/16 10:11	03/01/16 21:47	1
Copper	28		3.6	0.24	mg/Kg	☼	02/29/16 10:11	03/01/16 21:47	1
Iron	31000		29	7.6	mg/Kg	☼	02/29/16 10:11	03/01/16 21:47	1
Lead	340		1.4	0.48	mg/Kg	☼	02/29/16 10:11	03/01/16 21:47	1
Magnesium	2000		71	13	mg/Kg	☼	02/29/16 10:11	03/01/16 21:47	1
Manganese	250		1.4	0.14	mg/Kg	☼	02/29/16 10:11	03/01/16 21:47	1
Nickel	10		5.7	0.54	mg/Kg	☼	02/29/16 10:11	03/01/16 21:47	1
Potassium	2100		140	3.6	mg/Kg	☼	02/29/16 10:11	03/01/16 21:47	1
Selenium	1.7	J	3.6	1.4	mg/Kg	☼	02/29/16 10:11	03/01/16 21:47	1
Silver	0.15	J	1.4	0.086	mg/Kg	☼	02/29/16 10:11	03/01/16 21:47	1
Sodium	1400		290	68	mg/Kg	☼	02/29/16 10:11	03/01/16 21:47	1
Thallium	0.86	U	3.6	0.86	mg/Kg	☼	02/29/16 10:11	03/01/16 21:47	1
Vanadium	18		1.4	0.14	mg/Kg	☼	02/29/16 10:11	03/01/16 21:47	1
Zinc	120		2.9	1.0	mg/Kg	☼	02/29/16 10:11	03/01/16 21:47	1

Method: 7471B - Mercury (CVAA)

Analyte	Result	Qualifier	RL	MDL	Unit	D	Prepared	Analyzed	Dil Fac
Mercury	0.36		0.031	0.012	mg/Kg	☼	03/02/16 08:30	03/02/16 16:51	1

General Chemistry

Analyte	Result	Qualifier	RL	MDL	Unit	D	Prepared	Analyzed	Dil Fac
Cyanide, Total	0.39	J	0.79	0.20	mg/Kg	☼	03/01/16 06:26	03/02/16 07:57	1

Client Sample Results

Client: Weston Solutions, Inc.
Project/Site: DAS R34842

TestAmerica Job ID: 680-122192-1
SDG: 680122192

Client Sample ID: C0AB6

Date Collected: 02/23/16 12:35
Date Received: 02/25/16 09:07

Lab Sample ID: 680-122281-21

Matrix: Solid
Percent Solids: 86.5

Method: 8270D - Semivolatile Organic Compounds (GC/MS)

Analyte	Result	Qualifier	RL	MDL	Unit	D	Prepared	Analyzed	Dil Fac
1,1'-Biphenyl	2000	U	2000	2000	ug/Kg	☼	02/26/16 11:50	02/27/16 01:36	1
1,2,4,5-Tetrachlorobenzene	36	U	380	36	ug/Kg	☼	02/26/16 11:50	02/27/16 01:36	1
2,2'-Oxybis(1-chloropropane)	35	U	380	35	ug/Kg	☼	02/26/16 11:50	02/27/16 01:36	1
2,3,4,6-Tetrachlorophenol	25	U	380	25	ug/Kg	☼	02/26/16 11:50	02/27/16 01:36	1
2,4,5-Trichlorophenol	40	U	380	40	ug/Kg	☼	02/26/16 11:50	02/27/16 01:36	1
2,4,6-Trichlorophenol	33	U	380	33	ug/Kg	☼	02/26/16 11:50	02/27/16 01:36	1
2,4-Dichlorophenol	40	U	380	40	ug/Kg	☼	02/26/16 11:50	02/27/16 01:36	1
2,4-Dimethylphenol	51	U	380	51	ug/Kg	☼	02/26/16 11:50	02/27/16 01:36	1
2,4-Dinitrophenol	960	U	2000	960	ug/Kg	☼	02/26/16 11:50	02/27/16 01:36	1
2,4-Dinitrotoluene	56	U	380	56	ug/Kg	☼	02/26/16 11:50	02/27/16 01:36	1
2,6-Dinitrotoluene	48	U	380	48	ug/Kg	☼	02/26/16 11:50	02/27/16 01:36	1
2-Chloronaphthalene	40	U	380	40	ug/Kg	☼	02/26/16 11:50	02/27/16 01:36	1
2-Chlorophenol	46	U	380	46	ug/Kg	☼	02/26/16 11:50	02/27/16 01:36	1
2-Methylnaphthalene	**53**	**J**	380	44	ug/Kg	☼	02/26/16 11:50	02/27/16 01:36	1
2-Methylphenol	31	U	380	31	ug/Kg	☼	02/26/16 11:50	02/27/16 01:36	1
2-Nitroaniline	52	U	2000	52	ug/Kg	☼	02/26/16 11:50	02/27/16 01:36	1
2-Nitrophenol	47	U	380	47	ug/Kg	☼	02/26/16 11:50	02/27/16 01:36	1
3 & 4 Methylphenol	49	U	380	49	ug/Kg	☼	02/26/16 11:50	02/27/16 01:36	1
3,3'-Dichlorobenzidine	32	U	760	32	ug/Kg	☼	02/26/16 11:50	02/27/16 01:36	1
3-Nitroaniline	53	U	2000	53	ug/Kg	☼	02/26/16 11:50	02/27/16 01:36	1
4,6-Dinitro-2-methylphenol	200	U	2000	200	ug/Kg	☼	02/26/16 11:50	02/27/16 01:36	1
4-Bromophenyl phenyl ether	41	U	380	41	ug/Kg	☼	02/26/16 11:50	02/27/16 01:36	1
4-Chloro-3-methylphenol	40	U	380	40	ug/Kg	☼	02/26/16 11:50	02/27/16 01:36	1
4-Chloroaniline	60	U	760	60	ug/Kg	☼	02/26/16 11:50	02/27/16 01:36	1
4-Chlorophenyl phenyl ether	51	U	380	51	ug/Kg	☼	02/26/16 11:50	02/27/16 01:36	1
4-Nitroaniline	56	U	2000	56	ug/Kg	☼	02/26/16 11:50	02/27/16 01:36	1
4-Nitrophenol	380	U	2000	380	ug/Kg	☼	02/26/16 11:50	02/27/16 01:36	1
Acenaphthene	47	U	380	47	ug/Kg	☼	02/26/16 11:50	02/27/16 01:36	1
Acenaphthylene	41	U	380	41	ug/Kg	☼	02/26/16 11:50	02/27/16 01:36	1
Acetophenone	32	U	380	32	ug/Kg	☼	02/26/16 11:50	02/27/16 01:36	1
Anthracene	29	U	380	29	ug/Kg	☼	02/26/16 11:50	02/27/16 01:36	1
Atrazine	26	U	380	26	ug/Kg	☼	02/26/16 11:50	02/27/16 01:36	1
Benzaldehyde	67	U *	380	67	ug/Kg	☼	02/26/16 11:50	02/27/16 01:36	1
Benzo[a]anthracene	**92**	**J**	380	31	ug/Kg	☼	02/26/16 11:50	02/27/16 01:36	1
Benzo[a]pyrene	**83**	**J**	380	60	ug/Kg	☼	02/26/16 11:50	02/27/16 01:36	1
Benzo[b]fluoranthene	**150**	**J**	380	44	ug/Kg	☼	02/26/16 11:50	02/27/16 01:36	1
Benzo[g,h,i]perylene	**79**	**J**	380	25	ug/Kg	☼	02/26/16 11:50	02/27/16 01:36	1
Benzo[k]fluoranthene	75	U	380	75	ug/Kg	☼	02/26/16 11:50	02/27/16 01:36	1
Bis(2-chloroethoxy)methane	45	U	380	45	ug/Kg	☼	02/26/16 11:50	02/27/16 01:36	1
Bis(2-chloroethyl)ether	52	U	380	52	ug/Kg	☼	02/26/16 11:50	02/27/16 01:36	1
Bis(2-ethylhexyl) phthalate	33	U	380	33	ug/Kg	☼	02/26/16 11:50	02/27/16 01:36	1
Butyl benzyl phthalate	30	U	380	30	ug/Kg	☼	02/26/16 11:50	02/27/16 01:36	1
Caprolactam	**640**		380	76	ug/Kg	☼	02/26/16 11:50	02/27/16 01:36	1
Carbazole	35	U	380	35	ug/Kg	☼	02/26/16 11:50	02/27/16 01:36	1
Chrysene	**100**	**J**	380	24	ug/Kg	☼	02/26/16 11:50	02/27/16 01:36	1
Dibenz(a,h)anthracene	45	U	380	45	ug/Kg	☼	02/26/16 11:50	02/27/16 01:36	1
Dibenzofuran	38	U	380	38	ug/Kg	☼	02/26/16 11:50	02/27/16 01:36	1
Diethyl phthalate	43	U	380	43	ug/Kg	☼	02/26/16 11:50	02/27/16 01:36	1
Dimethyl phthalate	39	U	380	39	ug/Kg	☼	02/26/16 11:50	02/27/16 01:36	1

Client Sample Results

Client: Weston Solutions, Inc.
Project/Site: DAS R34842

TestAmerica Job ID: 680-122192-1
SDG: 680122192

Client Sample ID: C0AB6

Date Collected: 02/23/16 12:35
Date Received: 02/25/16 09:07

Lab Sample ID: 680-122281-21

Matrix: Solid
Percent Solids: 86.5

Method: 8270D - Semivolatile Organic Compounds (GC/MS) (Continued)

Analyte	Result	Qualifier	RL	MDL	Unit	D	Prepared	Analyzed	Dil Fac
Di-n-butyl phthalate	35	U	380	35	ug/Kg	☼	02/26/16 11:50	02/27/16 01:36	1
Di-n-octyl phthalate	33	U	380	33	ug/Kg	☼	02/26/16 11:50	02/27/16 01:36	1
Fluoranthene	**190**	**J**	380	37	ug/Kg	☼	02/26/16 11:50	02/27/16 01:36	1
Fluorene	41	U	380	41	ug/Kg	☼	02/26/16 11:50	02/27/16 01:36	1
Hexachlorobenzene	45	U	380	45	ug/Kg	☼	02/26/16 11:50	02/27/16 01:36	1
Hexachlorobutadiene	41	U	380	41	ug/Kg	☼	02/26/16 11:50	02/27/16 01:36	1
Hexachlorocyclopentadiene	47	U	380	47	ug/Kg	☼	02/26/16 11:50	02/27/16 01:36	1
Hexachloroethane	32	U	380	32	ug/Kg	☼	02/26/16 11:50	02/27/16 01:36	1
Indeno[1,2,3-cd]pyrene	**70**	**J**	380	32	ug/Kg	☼	02/26/16 11:50	02/27/16 01:36	1
Isophorone	38	U	380	38	ug/Kg	☼	02/26/16 11:50	02/27/16 01:36	1
Naphthalene	35	U	380	35	ug/Kg	☼	02/26/16 11:50	02/27/16 01:36	1
Nitrobenzene	30	U	380	30	ug/Kg	☼	02/26/16 11:50	02/27/16 01:36	1
N-Nitrosodi-n-propylamine	37	U	380	37	ug/Kg	☼	02/26/16 11:50	02/27/16 01:36	1
N-Nitrosodiphenylamine	38	U	380	38	ug/Kg	☼	02/26/16 11:50	02/27/16 01:36	1
Pentachlorophenol	380	U	2000	380	ug/Kg	☼	02/26/16 11:50	02/27/16 01:36	1
Phenanthrene	**140**	**J**	380	31	ug/Kg	☼	02/26/16 11:50	02/27/16 01:36	1
Phenol	39	U	380	39	ug/Kg	☼	02/26/16 11:50	02/27/16 01:36	1
Pyrene	**140**	**J**	380	31	ug/Kg	☼	02/26/16 11:50	02/27/16 01:36	1
1,4-Dioxane	140	U	380	140	ug/Kg	☼	02/26/16 11:50	02/27/16 01:36	1

Surrogate	*%Recovery*	*Qualifier*	*Limits*	*Prepared*	*Analyzed*	*Dil Fac*
2,4,6-Tribromophenol	*17*	*X*	*45 - 129*	*02/26/16 11:50*	*02/27/16 01:36*	*1*
2-Fluorobiphenyl	*70*		*41 - 116*	*02/26/16 11:50*	*02/27/16 01:36*	*1*
2-Fluorophenol	*43*		*39 - 114*	*02/26/16 11:50*	*02/27/16 01:36*	*1*
Nitrobenzene-d5	*65*		*37 - 115*	*02/26/16 11:50*	*02/27/16 01:36*	*1*
Phenol-d5	*68*		*38 - 122*	*02/26/16 11:50*	*02/27/16 01:36*	*1*
Terphenyl-d14	*75*		*46 - 126*	*02/26/16 11:50*	*02/27/16 01:36*	*1*

Client Sample Results

Client: Weston Solutions, Inc.
Project/Site: DAS R34842

TestAmerica Job ID: 680-122192-1
SDG: 680122192

Client Sample ID: C0AB7

Date Collected: 02/23/16 12:45
Date Received: 02/25/16 09:07

Lab Sample ID: 680-122281-22

Matrix: Solid
Percent Solids: 78.5

Method: 8270D - Semivolatile Organic Compounds (GC/MS)

Analyte	Result	Qualifier	RL	MDL	Unit	D	Prepared	Analyzed	Dil Fac
1,1'-Biphenyl	2200	U	2200	2200	ug/Kg	☼	02/26/16 11:50	02/27/16 18:05	1
1,2,4,5-Tetrachlorobenzene	39	U	420	39	ug/Kg	☼	02/26/16 11:50	02/27/16 18:05	1
2,2'-Oxybis(1-chloropropane)	38	U	420	38	ug/Kg	☼	02/26/16 11:50	02/27/16 18:05	1
2,3,4,6-Tetrachlorophenol	28	U	420	28	ug/Kg	☼	02/26/16 11:50	02/27/16 18:05	1
2,4,5-Trichlorophenol	44	U	420	44	ug/Kg	☼	02/26/16 11:50	02/27/16 18:05	1
2,4,6-Trichlorophenol	37	U	420	37	ug/Kg	☼	02/26/16 11:50	02/27/16 18:05	1
2,4-Dichlorophenol	44	U	420	44	ug/Kg	☼	02/26/16 11:50	02/27/16 18:05	1
2,4-Dimethylphenol	56	U	420	56	ug/Kg	☼	02/26/16 11:50	02/27/16 18:05	1
2,4-Dinitrophenol	1100	U	2200	1100	ug/Kg	☼	02/26/16 11:50	02/27/16 18:05	1
2,4-Dinitrotoluene	62	U	420	62	ug/Kg	☼	02/26/16 11:50	02/27/16 18:05	1
2,6-Dinitrotoluene	53	U	420	53	ug/Kg	☼	02/26/16 11:50	02/27/16 18:05	1
2-Chloronaphthalene	44	U	420	44	ug/Kg	☼	02/26/16 11:50	02/27/16 18:05	1
2-Chlorophenol	51	U	420	51	ug/Kg	☼	02/26/16 11:50	02/27/16 18:05	1
2-Methylnaphthalene	**160**	**J**	420	48	ug/Kg	☼	02/26/16 11:50	02/27/16 18:05	1
2-Methylphenol	34	U	420	34	ug/Kg	☼	02/26/16 11:50	02/27/16 18:05	1
2-Nitroaniline	57	U	2200	57	ug/Kg	☼	02/26/16 11:50	02/27/16 18:05	1
2-Nitrophenol	52	U	420	52	ug/Kg	☼	02/26/16 11:50	02/27/16 18:05	1
3 & 4 Methylphenol	55	U	420	55	ug/Kg	☼	02/26/16 11:50	02/27/16 18:05	1
3,3'-Dichlorobenzidine	36	U	840	36	ug/Kg	☼	02/26/16 11:50	02/27/16 18:05	1
3-Nitroaniline	58	U	2200	58	ug/Kg	☼	02/26/16 11:50	02/27/16 18:05	1
4,6-Dinitro-2-methylphenol	220	U	2200	220	ug/Kg	☼	02/26/16 11:50	02/27/16 18:05	1
4-Bromophenyl phenyl ether	46	U	420	46	ug/Kg	☼	02/26/16 11:50	02/27/16 18:05	1
4-Chloro-3-methylphenol	44	U	420	44	ug/Kg	☼	02/26/16 11:50	02/27/16 18:05	1
4-Chloroaniline	66	U	840	66	ug/Kg	☼	02/26/16 11:50	02/27/16 18:05	1
4-Chlorophenyl phenyl ether	56	U	420	56	ug/Kg	☼	02/26/16 11:50	02/27/16 18:05	1
4-Nitroaniline	62	U	2200	62	ug/Kg	☼	02/26/16 11:50	02/27/16 18:05	1
4-Nitrophenol	420	U	2200	420	ug/Kg	☼	02/26/16 11:50	02/27/16 18:05	1
Acenaphthene	52	U	420	52	ug/Kg	☼	02/26/16 11:50	02/27/16 18:05	1
Acenaphthylene	46	U	420	46	ug/Kg	☼	02/26/16 11:50	02/27/16 18:05	1
Acetophenone	36	U	420	36	ug/Kg	☼	02/26/16 11:50	02/27/16 18:05	1
Anthracene	**34**	**J**	420	32	ug/Kg	☼	02/26/16 11:50	02/27/16 18:05	1
Atrazine	29	U	420	29	ug/Kg	☼	02/26/16 11:50	02/27/16 18:05	1
Benzaldehyde	**150**	**J ***	420	74	ug/Kg	☼	02/26/16 11:50	02/27/16 18:05	1
Benzo[a]anthracene	**91**	**J**	420	34	ug/Kg	☼	02/26/16 11:50	02/27/16 18:05	1
Benzo[a]pyrene	66	U	420	66	ug/Kg	☼	02/26/16 11:50	02/27/16 18:05	1
Benzo[b]fluoranthene	**180**	**J**	420	48	ug/Kg	☼	02/26/16 11:50	02/27/16 18:05	1
Benzo[g,h,i]perylene	**70**	**J**	420	28	ug/Kg	☼	02/26/16 11:50	02/27/16 18:05	1
Benzo[k]fluoranthene	83	U	420	83	ug/Kg	☼	02/26/16 11:50	02/27/16 18:05	1
Bis(2-chloroethoxy)methane	50	U	420	50	ug/Kg	☼	02/26/16 11:50	02/27/16 18:05	1
Bis(2-chloroethyl)ether	57	U	420	57	ug/Kg	☼	02/26/16 11:50	02/27/16 18:05	1
Bis(2-ethylhexyl) phthalate	37	U	420	37	ug/Kg	☼	02/26/16 11:50	02/27/16 18:05	1
Butyl benzyl phthalate	33	U	420	33	ug/Kg	☼	02/26/16 11:50	02/27/16 18:05	1
Caprolactam	**280**	**J**	420	84	ug/Kg	☼	02/26/16 11:50	02/27/16 18:05	1
Carbazole	38	U	420	38	ug/Kg	☼	02/26/16 11:50	02/27/16 18:05	1
Chrysene	**390**	**J**	420	27	ug/Kg	☼	02/26/16 11:50	02/27/16 18:05	1
Dibenz(a,h)anthracene	50	U	420	50	ug/Kg	☼	02/26/16 11:50	02/27/16 18:05	1
Dibenzofuran	**64**	**J**	420	42	ug/Kg	☼	02/26/16 11:50	02/27/16 18:05	1
Diethyl phthalate	47	U	420	47	ug/Kg	☼	02/26/16 11:50	02/27/16 18:05	1
Dimethyl phthalate	43	U	420	43	ug/Kg	☼	02/26/16 11:50	02/27/16 18:05	1

Client Sample Results

Client: Weston Solutions, Inc.
Project/Site: DAS R34842

TestAmerica Job ID: 680-122192-1
SDG: 680122192

Client Sample ID: C0AB7

Date Collected: 02/23/16 12:45
Date Received: 02/25/16 09:07

Lab Sample ID: 680-122281-22

Matrix: Solid
Percent Solids: 78.5

Method: 8270D - Semivolatile Organic Compounds (GC/MS) (Continued)

Analyte	Result	Qualifier	RL	MDL	Unit	D	Prepared	Analyzed	Dil Fac
Di-n-butyl phthalate	38	U	420	38	ug/Kg	☼	02/26/16 11:50	02/27/16 18:05	1
Di-n-octyl phthalate	37	U	420	37	ug/Kg	☼	02/26/16 11:50	02/27/16 18:05	1
Fluoranthene	**140**	**J**	420	41	ug/Kg	☼	02/26/16 11:50	02/27/16 18:05	1
Fluorene	**84**	**J**	420	46	ug/Kg	☼	02/26/16 11:50	02/27/16 18:05	1
Hexachlorobenzene	50	U	420	50	ug/Kg	☼	02/26/16 11:50	02/27/16 18:05	1
Hexachlorobutadiene	46	U	420	46	ug/Kg	☼	02/26/16 11:50	02/27/16 18:05	1
Hexachlorocyclopentadiene	52	U	420	52	ug/Kg	☼	02/26/16 11:50	02/27/16 18:05	1
Hexachloroethane	36	U	420	36	ug/Kg	☼	02/26/16 11:50	02/27/16 18:05	1
Indeno[1,2,3-cd]pyrene	**40**	**J**	420	36	ug/Kg	☼	02/26/16 11:50	02/27/16 18:05	1
Isophorone	42	U	420	42	ug/Kg	☼	02/26/16 11:50	02/27/16 18:05	1
Naphthalene	**180**	**J**	420	38	ug/Kg	☼	02/26/16 11:50	02/27/16 18:05	1
Nitrobenzene	33	U	420	33	ug/Kg	☼	02/26/16 11:50	02/27/16 18:05	1
N-Nitrosodi-n-propylamine	41	U	420	41	ug/Kg	☼	02/26/16 11:50	02/27/16 18:05	1
N-Nitrosodiphenylamine	42	U	420	42	ug/Kg	☼	02/26/16 11:50	02/27/16 18:05	1
Pentachlorophenol	420	U	2200	420	ug/Kg	☼	02/26/16 11:50	02/27/16 18:05	1
Phenanthrene	**540**		420	34	ug/Kg	☼	02/26/16 11:50	02/27/16 18:05	1
Phenol	43	U	420	43	ug/Kg	☼	02/26/16 11:50	02/27/16 18:05	1
Pyrene	**150**	**J**	420	34	ug/Kg	☼	02/26/16 11:50	02/27/16 18:05	1
1,4-Dioxane	150	U	420	150	ug/Kg	☼	02/26/16 11:50	02/27/16 18:05	1

Surrogate	*%Recovery*	*Qualifier*	*Limits*	*Prepared*	*Analyzed*	*Dil Fac*
2,4,6-Tribromophenol	*21*	*X*	*45 - 129*	*02/26/16 11:50*	*02/27/16 18:05*	*1*
2-Fluorobiphenyl	*44*		*41 - 116*	*02/26/16 11:50*	*02/27/16 18:05*	*1*
2-Fluorophenol	*38*	*X*	*39 - 114*	*02/26/16 11:50*	*02/27/16 18:05*	*1*
Nitrobenzene-d5	*38*		*37 - 115*	*02/26/16 11:50*	*02/27/16 18:05*	*1*
Phenol-d5	*45*		*38 - 122*	*02/26/16 11:50*	*02/27/16 18:05*	*1*
Terphenyl-d14	*45*	*X*	*46 - 126*	*02/26/16 11:50*	*02/27/16 18:05*	*1*

Method: 8270D - Semivolatile Organic Compounds (GC/MS) - RE

Analyte	Result	Qualifier	RL	MDL	Unit	D	Prepared	Analyzed	Dil Fac
1,1'-Biphenyl	2200	U H	2200	2200	ug/Kg	☼	03/17/16 09:58	03/23/16 20:36	1
1,2,4,5-Tetrachlorobenzene	39	U H	420	39	ug/Kg	☼	03/17/16 09:58	03/23/16 20:36	1
2,2'-Oxybis(1-chloropropane)	38	U H	420	38	ug/Kg	☼	03/17/16 09:58	03/23/16 20:36	1
2,3,4,6-Tetrachlorophenol	28	U H	420	28	ug/Kg	☼	03/17/16 09:58	03/23/16 20:36	1
2,4,5-Trichlorophenol	44	U H	420	44	ug/Kg	☼	03/17/16 09:58	03/23/16 20:36	1
2,4,6-Trichlorophenol	37	U H	420	37	ug/Kg	☼	03/17/16 09:58	03/23/16 20:36	1
2,4-Dichlorophenol	44	U H	420	44	ug/Kg	☼	03/17/16 09:58	03/23/16 20:36	1
2,4-Dimethylphenol	56	U H	420	56	ug/Kg	☼	03/17/16 09:58	03/23/16 20:36	1
2,4-Dinitrophenol	1100	U H	2200	1100	ug/Kg	☼	03/17/16 09:58	03/23/16 20:36	1
2,4-Dinitrotoluene	62	U H	420	62	ug/Kg	☼	03/17/16 09:58	03/23/16 20:36	1
2,6-Dinitrotoluene	53	U H	420	53	ug/Kg	☼	03/17/16 09:58	03/23/16 20:36	1
2-Chloronaphthalene	44	U H	420	44	ug/Kg	☼	03/17/16 09:58	03/23/16 20:36	1
2-Chlorophenol	51	U H	420	51	ug/Kg	☼	03/17/16 09:58	03/23/16 20:36	1
2-Methylnaphthalene	**290**	**J H**	420	48	ug/Kg	☼	03/17/16 09:58	03/23/16 20:36	1
2-Methylphenol	34	U H	420	34	ug/Kg	☼	03/17/16 09:58	03/23/16 20:36	1
2-Nitroaniline	57	U H	2200	57	ug/Kg	☼	03/17/16 09:58	03/23/16 20:36	1
2-Nitrophenol	52	U H	420	52	ug/Kg	☼	03/17/16 09:58	03/23/16 20:36	1
3 & 4 Methylphenol	55	U H	420	55	ug/Kg	☼	03/17/16 09:58	03/23/16 20:36	1
3,3'-Dichlorobenzidine	36	U H	840	36	ug/Kg	☼	03/17/16 09:58	03/23/16 20:36	1
3-Nitroaniline	58	U H	2200	58	ug/Kg	☼	03/17/16 09:58	03/23/16 20:36	1

Client Sample Results

Client: Weston Solutions, Inc.
Project/Site: DAS R34842

TestAmerica Job ID: 680-122192-1
SDG: 680122192

Client Sample ID: C0AB7

Date Collected: 02/23/16 12:45
Date Received: 02/25/16 09:07

Lab Sample ID: 680-122281-22

Matrix: Solid
Percent Solids: 78.5

Method: 8270D - Semivolatile Organic Compounds (GC/MS) - RE (Continued)

Analyte	Result	Qualifier	RL	MDL	Unit	D	Prepared	Analyzed	Dil Fac
4,6-Dinitro-2-methylphenol	220	U H	2200	220	ug/Kg	☼	03/17/16 09:58	03/23/16 20:36	1
4-Bromophenyl phenyl ether	46	U H	420	46	ug/Kg	☼	03/17/16 09:58	03/23/16 20:36	1
4-Chloro-3-methylphenol	44	U H	420	44	ug/Kg	☼	03/17/16 09:58	03/23/16 20:36	1
4-Chloroaniline	66	U H	840	66	ug/Kg	☼	03/17/16 09:58	03/23/16 20:36	1
4-Chlorophenyl phenyl ether	56	U H	420	56	ug/Kg	☼	03/17/16 09:58	03/23/16 20:36	1
4-Nitroaniline	62	U H	2200	62	ug/Kg	☼	03/17/16 09:58	03/23/16 20:36	1
4-Nitrophenol	420	U H	2200	420	ug/Kg	☼	03/17/16 09:58	03/23/16 20:36	1
Acenaphthene	52	U H	420	52	ug/Kg	☼	03/17/16 09:58	03/23/16 20:36	1
Acenaphthylene	**70**	**J H**	420	46	ug/Kg	☼	03/17/16 09:58	03/23/16 20:36	1
Acetophenone	36	U H	420	36	ug/Kg	☼	03/17/16 09:58	03/23/16 20:36	1
Anthracene	**69**	**J H**	420	32	ug/Kg	☼	03/17/16 09:58	03/23/16 20:36	1
Atrazine	29	U H	420	29	ug/Kg	☼	03/17/16 09:58	03/23/16 20:36	1
Benzaldehyde	**140**	**J H**	420	74	ug/Kg	☼	03/17/16 09:58	03/23/16 20:36	1
Benzo[a]anthracene	**150**	**J H**	420	34	ug/Kg	☼	03/17/16 09:58	03/23/16 20:36	1
Benzo[a]pyrene	**80**	**J H**	420	66	ug/Kg	☼	03/17/16 09:58	03/23/16 20:36	1
Benzo[b]fluoranthene	**320**	**J H**	420	48	ug/Kg	☼	03/17/16 09:58	03/23/16 20:36	1
Benzo[g,h,i]perylene	28	U H	420	28	ug/Kg	☼	03/17/16 09:58	03/23/16 20:36	1
Benzo[k]fluoranthene	82	U H	420	82	ug/Kg	☼	03/17/16 09:58	03/23/16 20:36	1
Bis(2-chloroethoxy)methane	49	U H	420	49	ug/Kg	☼	03/17/16 09:58	03/23/16 20:36	1
Bis(2-chloroethyl)ether	57	U H	420	57	ug/Kg	☼	03/17/16 09:58	03/23/16 20:36	1
Bis(2-ethylhexyl) phthalate	37	U H	420	37	ug/Kg	☼	03/17/16 09:58	03/23/16 20:36	1
Butyl benzyl phthalate	33	U H	420	33	ug/Kg	☼	03/17/16 09:58	03/23/16 20:36	1
Caprolactam	84	U H	420	84	ug/Kg	☼	03/17/16 09:58	03/23/16 20:36	1
Carbazole	**48**	**J H**	420	38	ug/Kg	☼	03/17/16 09:58	03/23/16 20:36	1
Chrysene	**780**	**H**	420	27	ug/Kg	☼	03/17/16 09:58	03/23/16 20:36	1
Dibenz(a,h)anthracene	49	U H	420	49	ug/Kg	☼	03/17/16 09:58	03/23/16 20:36	1
Dibenzofuran	**120**	**J H**	420	42	ug/Kg	☼	03/17/16 09:58	03/23/16 20:36	1
Diethyl phthalate	47	U H	420	47	ug/Kg	☼	03/17/16 09:58	03/23/16 20:36	1
Dimethyl phthalate	43	U H	420	43	ug/Kg	☼	03/17/16 09:58	03/23/16 20:36	1
Di-n-butyl phthalate	38	U H	420	38	ug/Kg	☼	03/17/16 09:58	03/23/16 20:36	1
Di-n-octyl phthalate	37	U H	420	37	ug/Kg	☼	03/17/16 09:58	03/23/16 20:36	1
Fluoranthene	**280**	**J H**	420	41	ug/Kg	☼	03/17/16 09:58	03/23/16 20:36	1
Fluorene	**140**	**J H**	420	46	ug/Kg	☼	03/17/16 09:58	03/23/16 20:36	1
Hexachlorobenzene	49	U H	420	49	ug/Kg	☼	03/17/16 09:58	03/23/16 20:36	1
Hexachlorobutadiene	46	U H	420	46	ug/Kg	☼	03/17/16 09:58	03/23/16 20:36	1
Hexachlorocyclopentadiene	52	U H	420	52	ug/Kg	☼	03/17/16 09:58	03/23/16 20:36	1
Hexachloroethane	36	U H	420	36	ug/Kg	☼	03/17/16 09:58	03/23/16 20:36	1
Indeno[1,2,3-cd]pyrene	**120**	**J H**	420	36	ug/Kg	☼	03/17/16 09:58	03/23/16 20:36	1
Isophorone	42	U H	420	42	ug/Kg	☼	03/17/16 09:58	03/23/16 20:36	1
Naphthalene	**780**	**H**	420	38	ug/Kg	☼	03/17/16 09:58	03/23/16 20:36	1
Nitrobenzene	33	U H	420	33	ug/Kg	☼	03/17/16 09:58	03/23/16 20:36	1
N-Nitrosodi-n-propylamine	41	U H	420	41	ug/Kg	☼	03/17/16 09:58	03/23/16 20:36	1
N-Nitrosodiphenylamine	42	U H	420	42	ug/Kg	☼	03/17/16 09:58	03/23/16 20:36	1
Pentachlorophenol	420	U H	2200	420	ug/Kg	☼	03/17/16 09:58	03/23/16 20:36	1
Phenanthrene	**1200**	**H**	420	34	ug/Kg	☼	03/17/16 09:58	03/23/16 20:36	1
Phenol	43	U H	420	43	ug/Kg	☼	03/17/16 09:58	03/23/16 20:36	1
Pyrene	**320**	**J H**	420	34	ug/Kg	☼	03/17/16 09:58	03/23/16 20:36	1
1,4-Dioxane	150	U H	420	150	ug/Kg	☼	03/17/16 09:58	03/23/16 20:36	1

Client Sample Results

Client: Weston Solutions, Inc.
Project/Site: DAS R34842

TestAmerica Job ID: 680-122192-1
SDG: 680122192

Client Sample ID: C0AB7

Date Collected: 02/23/16 12:45
Date Received: 02/25/16 09:07

Lab Sample ID: 680-122281-22

Matrix: Solid
Percent Solids: 78.5

Surrogate	%Recovery	Qualifier	Limits	Prepared	Analyzed	Dil Fac
2,4,6-Tribromophenol	37	X	45 - 129	03/17/16 09:58	03/23/16 20:36	1
2-Fluorobiphenyl	56		41 - 116	03/17/16 09:58	03/23/16 20:36	1
2-Fluorophenol	49		39 - 114	03/17/16 09:58	03/23/16 20:36	1
Nitrobenzene-d5	49		37 - 115	03/17/16 09:58	03/23/16 20:36	1
Phenol-d5	52		38 - 122	03/17/16 09:58	03/23/16 20:36	1
Terphenyl-d14	55		46 - 126	03/17/16 09:58	03/23/16 20:36	1

Client Sample Results

Client: Weston Solutions, Inc.
Project/Site: DAS R34842

TestAmerica Job ID: 680-122192-1
SDG: 680122192

Client Sample ID: C0AB8

Date Collected: 02/23/16 13:40
Date Received: 02/25/16 09:07

Lab Sample ID: 680-122281-23

Matrix: Solid
Percent Solids: 85.8

Method: 8270D - Semivolatile Organic Compounds (GC/MS)

Analyte	Result	Qualifier	RL	MDL	Unit	D	Prepared	Analyzed	Dil Fac
1,1'-Biphenyl	2000	U	2000	2000	ug/Kg	☼	02/26/16 11:50	02/27/16 18:27	1
1,2,4,5-Tetrachlorobenzene	36	U	380	36	ug/Kg	☼	02/26/16 11:50	02/27/16 18:27	1
2,2'-Oxybis(1-chloropropane)	35	U	380	35	ug/Kg	☼	02/26/16 11:50	02/27/16 18:27	1
2,3,4,6-Tetrachlorophenol	25	U	380	25	ug/Kg	☼	02/26/16 11:50	02/27/16 18:27	1
2,4,5-Trichlorophenol	40	U	380	40	ug/Kg	☼	02/26/16 11:50	02/27/16 18:27	1
2,4,6-Trichlorophenol	33	U	380	33	ug/Kg	☼	02/26/16 11:50	02/27/16 18:27	1
2,4-Dichlorophenol	40	U	380	40	ug/Kg	☼	02/26/16 11:50	02/27/16 18:27	1
2,4-Dimethylphenol	51	U	380	51	ug/Kg	☼	02/26/16 11:50	02/27/16 18:27	1
2,4-Dinitrophenol	960	U	2000	960	ug/Kg	☼	02/26/16 11:50	02/27/16 18:27	1
2,4-Dinitrotoluene	56	U	380	56	ug/Kg	☼	02/26/16 11:50	02/27/16 18:27	1
2,6-Dinitrotoluene	48	U	380	48	ug/Kg	☼	02/26/16 11:50	02/27/16 18:27	1
2-Chloronaphthalene	40	U	380	40	ug/Kg	☼	02/26/16 11:50	02/27/16 18:27	1
2-Chlorophenol	46	U	380	46	ug/Kg	☼	02/26/16 11:50	02/27/16 18:27	1
2-Methylnaphthalene	44	U	380	44	ug/Kg	☼	02/26/16 11:50	02/27/16 18:27	1
2-Methylphenol	31	U	380	31	ug/Kg	☼	02/26/16 11:50	02/27/16 18:27	1
2-Nitroaniline	52	U	2000	52	ug/Kg	☼	02/26/16 11:50	02/27/16 18:27	1
2-Nitrophenol	47	U	380	47	ug/Kg	☼	02/26/16 11:50	02/27/16 18:27	1
3 & 4 Methylphenol	50	U	380	50	ug/Kg	☼	02/26/16 11:50	02/27/16 18:27	1
3,3'-Dichlorobenzidine	32	U	760	32	ug/Kg	☼	02/26/16 11:50	02/27/16 18:27	1
3-Nitroaniline	53	U	2000	53	ug/Kg	☼	02/26/16 11:50	02/27/16 18:27	1
4,6-Dinitro-2-methylphenol	200	U	2000	200	ug/Kg	☼	02/26/16 11:50	02/27/16 18:27	1
4-Bromophenyl phenyl ether	42	U	380	42	ug/Kg	☼	02/26/16 11:50	02/27/16 18:27	1
4-Chloro-3-methylphenol	40	U	380	40	ug/Kg	☼	02/26/16 11:50	02/27/16 18:27	1
4-Chloroaniline	60	U	760	60	ug/Kg	☼	02/26/16 11:50	02/27/16 18:27	1
4-Chlorophenyl phenyl ether	51	U	380	51	ug/Kg	☼	02/26/16 11:50	02/27/16 18:27	1
4-Nitroaniline	56	U	2000	56	ug/Kg	☼	02/26/16 11:50	02/27/16 18:27	1
4-Nitrophenol	380	U	2000	380	ug/Kg	☼	02/26/16 11:50	02/27/16 18:27	1
Acenaphthene	47	U	380	47	ug/Kg	☼	02/26/16 11:50	02/27/16 18:27	1
Acenaphthylene	42	U	380	42	ug/Kg	☼	02/26/16 11:50	02/27/16 18:27	1
Acetophenone	32	U	380	32	ug/Kg	☼	02/26/16 11:50	02/27/16 18:27	1
Anthracene	**94**	**J**	380	29	ug/Kg	☼	02/26/16 11:50	02/27/16 18:27	1
Atrazine	27	U	380	27	ug/Kg	☼	02/26/16 11:50	02/27/16 18:27	1
Benzaldehyde	67	U *	380	67	ug/Kg	☼	02/26/16 11:50	02/27/16 18:27	1
Benzo[a]anthracene	**260**	**J**	380	31	ug/Kg	☼	02/26/16 11:50	02/27/16 18:27	1
Benzo[a]pyrene	**240**	**J**	380	60	ug/Kg	☼	02/26/16 11:50	02/27/16 18:27	1
Benzo[b]fluoranthene	**400**		380	44	ug/Kg	☼	02/26/16 11:50	02/27/16 18:27	1
Benzo[g,h,i]perylene	**170**	**J**	380	25	ug/Kg	☼	02/26/16 11:50	02/27/16 18:27	1
Benzo[k]fluoranthene	**150**	**J**	380	75	ug/Kg	☼	02/26/16 11:50	02/27/16 18:27	1
Bis(2-chloroethoxy)methane	45	U	380	45	ug/Kg	☼	02/26/16 11:50	02/27/16 18:27	1
Bis(2-chloroethyl)ether	52	U	380	52	ug/Kg	☼	02/26/16 11:50	02/27/16 18:27	1
Bis(2-ethylhexyl) phthalate	**41**	**J**	380	33	ug/Kg	☼	02/26/16 11:50	02/27/16 18:27	1
Butyl benzyl phthalate	30	U	380	30	ug/Kg	☼	02/26/16 11:50	02/27/16 18:27	1
Caprolactam	76	U	380	76	ug/Kg	☼	02/26/16 11:50	02/27/16 18:27	1
Carbazole	**37**	**J**	380	35	ug/Kg	☼	02/26/16 11:50	02/27/16 18:27	1
Chrysene	**290**	**J**	380	24	ug/Kg	☼	02/26/16 11:50	02/27/16 18:27	1
Dibenz(a,h)anthracene	**56**	**J**	380	45	ug/Kg	☼	02/26/16 11:50	02/27/16 18:27	1
Dibenzofuran	38	U	380	38	ug/Kg	☼	02/26/16 11:50	02/27/16 18:27	1
Diethyl phthalate	43	U	380	43	ug/Kg	☼	02/26/16 11:50	02/27/16 18:27	1
Dimethyl phthalate	39	U	380	39	ug/Kg	☼	02/26/16 11:50	02/27/16 18:27	1

Client Sample Results

Client: Weston Solutions, Inc.
Project/Site: DAS R34842

TestAmerica Job ID: 680-122192-1
SDG: 680122192

Client Sample ID: C0AB8

Date Collected: 02/23/16 13:40
Date Received: 02/25/16 09:07

Lab Sample ID: 680-122281-23

Matrix: Solid
Percent Solids: 85.8

Method: 8270D - Semivolatile Organic Compounds (GC/MS) (Continued)

Analyte	Result	Qualifier	RL	MDL	Unit	D	Prepared	Analyzed	Dil Fac
Di-n-butyl phthalate	35	U	380	35	ug/Kg	☼	02/26/16 11:50	02/27/16 18:27	1
Di-n-octyl phthalate	33	U	380	33	ug/Kg	☼	02/26/16 11:50	02/27/16 18:27	1
Fluoranthene	**490**		380	37	ug/Kg	☼	02/26/16 11:50	02/27/16 18:27	1
Fluorene	42	U	380	42	ug/Kg	☼	02/26/16 11:50	02/27/16 18:27	1
Hexachlorobenzene	45	U	380	45	ug/Kg	☼	02/26/16 11:50	02/27/16 18:27	1
Hexachlorobutadiene	42	U	380	42	ug/Kg	☼	02/26/16 11:50	02/27/16 18:27	1
Hexachlorocyclopentadiene	47	U	380	47	ug/Kg	☼	02/26/16 11:50	02/27/16 18:27	1
Hexachloroethane	32	U	380	32	ug/Kg	☼	02/26/16 11:50	02/27/16 18:27	1
Indeno[1,2,3-cd]pyrene	**140**	**J**	380	32	ug/Kg	☼	02/26/16 11:50	02/27/16 18:27	1
Isophorone	38	U	380	38	ug/Kg	☼	02/26/16 11:50	02/27/16 18:27	1
Naphthalene	35	U	380	35	ug/Kg	☼	02/26/16 11:50	02/27/16 18:27	1
Nitrobenzene	30	U	380	30	ug/Kg	☼	02/26/16 11:50	02/27/16 18:27	1
N-Nitrosodi-n-propylamine	37	U	380	37	ug/Kg	☼	02/26/16 11:50	02/27/16 18:27	1
N-Nitrosodiphenylamine	38	U	380	38	ug/Kg	☼	02/26/16 11:50	02/27/16 18:27	1
Pentachlorophenol	380	U	2000	380	ug/Kg	☼	02/26/16 11:50	02/27/16 18:27	1
Phenanthrene	**300**	**J**	380	31	ug/Kg	☼	02/26/16 11:50	02/27/16 18:27	1
Phenol	39	U	380	39	ug/Kg	☼	02/26/16 11:50	02/27/16 18:27	1
Pyrene	**440**		380	31	ug/Kg	☼	02/26/16 11:50	02/27/16 18:27	1
1,4-Dioxane	140	U	380	140	ug/Kg	☼	02/26/16 11:50	02/27/16 18:27	1

Surrogate	*%Recovery*	*Qualifier*	*Limits*	*Prepared*	*Analyzed*	*Dil Fac*
2,4,6-Tribromophenol	*63*		*45 - 129*	*02/26/16 11:50*	*02/27/16 18:27*	*1*
2-Fluorobiphenyl	*68*		*41 - 116*	*02/26/16 11:50*	*02/27/16 18:27*	*1*
2-Fluorophenol	*62*		*39 - 114*	*02/26/16 11:50*	*02/27/16 18:27*	*1*
Nitrobenzene-d5	*66*		*37 - 115*	*02/26/16 11:50*	*02/27/16 18:27*	*1*
Phenol-d5	*69*		*38 - 122*	*02/26/16 11:50*	*02/27/16 18:27*	*1*
Terphenyl-d14	*70*		*46 - 126*	*02/26/16 11:50*	*02/27/16 18:27*	*1*

Client Sample Results

Client: Weston Solutions, Inc.
Project/Site: DAS R34842

TestAmerica Job ID: 680-122192-1
SDG: 680122192

Client Sample ID: C0AB9

Date Collected: 02/23/16 13:50
Date Received: 02/25/16 09:07

Lab Sample ID: 680-122281-24

Matrix: Solid
Percent Solids: 81.8

Method: 8270D - Semivolatile Organic Compounds (GC/MS)

Analyte	Result	Qualifier	RL	MDL	Unit	D	Prepared	Analyzed	Dil Fac
1,1'-Biphenyl	2100	U	2100	2100	ug/Kg	☼	02/26/16 11:50	02/27/16 18:50	1
1,2,4,5-Tetrachlorobenzene	38	U	400	38	ug/Kg	☼	02/26/16 11:50	02/27/16 18:50	1
2,2'-Oxybis(1-chloropropane)	36	U	400	36	ug/Kg	☼	02/26/16 11:50	02/27/16 18:50	1
2,3,4,6-Tetrachlorophenol	27	U	400	27	ug/Kg	☼	02/26/16 11:50	02/27/16 18:50	1
2,4,5-Trichlorophenol	42	U	400	42	ug/Kg	☼	02/26/16 11:50	02/27/16 18:50	1
2,4,6-Trichlorophenol	35	U	400	35	ug/Kg	☼	02/26/16 11:50	02/27/16 18:50	1
2,4-Dichlorophenol	42	U	400	42	ug/Kg	☼	02/26/16 11:50	02/27/16 18:50	1
2,4-Dimethylphenol	53	U	400	53	ug/Kg	☼	02/26/16 11:50	02/27/16 18:50	1
2,4-Dinitrophenol	1000	U	2100	1000	ug/Kg	☼	02/26/16 11:50	02/27/16 18:50	1
2,4-Dinitrotoluene	59	U	400	59	ug/Kg	☼	02/26/16 11:50	02/27/16 18:50	1
2,6-Dinitrotoluene	51	U	400	51	ug/Kg	☼	02/26/16 11:50	02/27/16 18:50	1
2-Chloronaphthalene	42	U	400	42	ug/Kg	☼	02/26/16 11:50	02/27/16 18:50	1
2-Chlorophenol	48	U	400	48	ug/Kg	☼	02/26/16 11:50	02/27/16 18:50	1
2-Methylnaphthalene	46	U	400	46	ug/Kg	☼	02/26/16 11:50	02/27/16 18:50	1
2-Methylphenol	33	U	400	33	ug/Kg	☼	02/26/16 11:50	02/27/16 18:50	1
2-Nitroaniline	54	U	2100	54	ug/Kg	☼	02/26/16 11:50	02/27/16 18:50	1
2-Nitrophenol	50	U	400	50	ug/Kg	☼	02/26/16 11:50	02/27/16 18:50	1
3 & 4 Methylphenol	52	U	400	52	ug/Kg	☼	02/26/16 11:50	02/27/16 18:50	1
3,3'-Dichlorobenzidine	34	U	800	34	ug/Kg	☼	02/26/16 11:50	02/27/16 18:50	1
3-Nitroaniline	56	U	2100	56	ug/Kg	☼	02/26/16 11:50	02/27/16 18:50	1
4,6-Dinitro-2-methylphenol	210	U	2100	210	ug/Kg	☼	02/26/16 11:50	02/27/16 18:50	1
4-Bromophenyl phenyl ether	44	U	400	44	ug/Kg	☼	02/26/16 11:50	02/27/16 18:50	1
4-Chloro-3-methylphenol	42	U	400	42	ug/Kg	☼	02/26/16 11:50	02/27/16 18:50	1
4-Chloroaniline	63	U	800	63	ug/Kg	☼	02/26/16 11:50	02/27/16 18:50	1
4-Chlorophenyl phenyl ether	53	U	400	53	ug/Kg	☼	02/26/16 11:50	02/27/16 18:50	1
4-Nitroaniline	59	U	2100	59	ug/Kg	☼	02/26/16 11:50	02/27/16 18:50	1
4-Nitrophenol	400	U	2100	400	ug/Kg	☼	02/26/16 11:50	02/27/16 18:50	1
Acenaphthene	50	U	400	50	ug/Kg	☼	02/26/16 11:50	02/27/16 18:50	1
Acenaphthylene	44	U	400	44	ug/Kg	☼	02/26/16 11:50	02/27/16 18:50	1
Acetophenone	34	U	400	34	ug/Kg	☼	02/26/16 11:50	02/27/16 18:50	1
Anthracene	30	U	400	30	ug/Kg	☼	02/26/16 11:50	02/27/16 18:50	1
Atrazine	28	U	400	28	ug/Kg	☼	02/26/16 11:50	02/27/16 18:50	1
Benzaldehyde	70	U *	400	70	ug/Kg	☼	02/26/16 11:50	02/27/16 18:50	1
Benzo[a]anthracene	33	U	400	33	ug/Kg	☼	02/26/16 11:50	02/27/16 18:50	1
Benzo[a]pyrene	63	U	400	63	ug/Kg	☼	02/26/16 11:50	02/27/16 18:50	1
Benzo[b]fluoranthene	46	U	400	46	ug/Kg	☼	02/26/16 11:50	02/27/16 18:50	1
Benzo[g,h,i]perylene	27	U	400	27	ug/Kg	☼	02/26/16 11:50	02/27/16 18:50	1
Benzo[k]fluoranthene	79	U	400	79	ug/Kg	☼	02/26/16 11:50	02/27/16 18:50	1
Bis(2-chloroethoxy)methane	47	U	400	47	ug/Kg	☼	02/26/16 11:50	02/27/16 18:50	1
Bis(2-chloroethyl)ether	54	U	400	54	ug/Kg	☼	02/26/16 11:50	02/27/16 18:50	1
Bis(2-ethylhexyl) phthalate	35	U	400	35	ug/Kg	☼	02/26/16 11:50	02/27/16 18:50	1
Butyl benzyl phthalate	31	U	400	31	ug/Kg	☼	02/26/16 11:50	02/27/16 18:50	1
Caprolactam	80	U	400	80	ug/Kg	☼	02/26/16 11:50	02/27/16 18:50	1
Carbazole	36	U	400	36	ug/Kg	☼	02/26/16 11:50	02/27/16 18:50	1
Chrysene	25	U	400	25	ug/Kg	☼	02/26/16 11:50	02/27/16 18:50	1
Dibenz(a,h)anthracene	47	U	400	47	ug/Kg	☼	02/26/16 11:50	02/27/16 18:50	1
Dibenzofuran	40	U	400	40	ug/Kg	☼	02/26/16 11:50	02/27/16 18:50	1
Diethyl phthalate	45	U	400	45	ug/Kg	☼	02/26/16 11:50	02/27/16 18:50	1
Dimethyl phthalate	41	U	400	41	ug/Kg	☼	02/26/16 11:50	02/27/16 18:50	1

Client Sample Results

Client: Weston Solutions, Inc.
Project/Site: DAS R34842

TestAmerica Job ID: 680-122192-1
SDG: 680122192

Client Sample ID: C0AB9

Date Collected: 02/23/16 13:50
Date Received: 02/25/16 09:07

Lab Sample ID: 680-122281-24

Matrix: Solid
Percent Solids: 81.8

Method: 8270D - Semivolatile Organic Compounds (GC/MS) (Continued)

Analyte	Result	Qualifier	RL	MDL	Unit	D	Prepared	Analyzed	Dil Fac
Di-n-butyl phthalate	36	U	400	36	ug/Kg	☼	02/26/16 11:50	02/27/16 18:50	1
Di-n-octyl phthalate	35	U	400	35	ug/Kg	☼	02/26/16 11:50	02/27/16 18:50	1
Fluoranthene	39	U	400	39	ug/Kg	☼	02/26/16 11:50	02/27/16 18:50	1
Fluorene	44	U	400	44	ug/Kg	☼	02/26/16 11:50	02/27/16 18:50	1
Hexachlorobenzene	47	U	400	47	ug/Kg	☼	02/26/16 11:50	02/27/16 18:50	1
Hexachlorobutadiene	44	U	400	44	ug/Kg	☼	02/26/16 11:50	02/27/16 18:50	1
Hexachlorocyclopentadiene	50	U	400	50	ug/Kg	☼	02/26/16 11:50	02/27/16 18:50	1
Hexachloroethane	34	U	400	34	ug/Kg	☼	02/26/16 11:50	02/27/16 18:50	1
Indeno[1,2,3-cd]pyrene	34	U	400	34	ug/Kg	☼	02/26/16 11:50	02/27/16 18:50	1
Isophorone	40	U	400	40	ug/Kg	☼	02/26/16 11:50	02/27/16 18:50	1
Naphthalene	36	U	400	36	ug/Kg	☼	02/26/16 11:50	02/27/16 18:50	1
Nitrobenzene	31	U	400	31	ug/Kg	☼	02/26/16 11:50	02/27/16 18:50	1
N-Nitrosodi-n-propylamine	39	U	400	39	ug/Kg	☼	02/26/16 11:50	02/27/16 18:50	1
N-Nitrosodiphenylamine	40	U	400	40	ug/Kg	☼	02/26/16 11:50	02/27/16 18:50	1
Pentachlorophenol	400	U	2100	400	ug/Kg	☼	02/26/16 11:50	02/27/16 18:50	1
Phenanthrene	33	U	400	33	ug/Kg	☼	02/26/16 11:50	02/27/16 18:50	1
Phenol	41	U	400	41	ug/Kg	☼	02/26/16 11:50	02/27/16 18:50	1
Pyrene	33	U	400	33	ug/Kg	☼	02/26/16 11:50	02/27/16 18:50	1
1,4-Dioxane	150	U	400	150	ug/Kg	☼	02/26/16 11:50	02/27/16 18:50	1

Surrogate	*%Recovery*	*Qualifier*	*Limits*	*Prepared*	*Analyzed*	*Dil Fac*
2,4,6-Tribromophenol	*75*		*45 - 129*	*02/26/16 11:50*	*02/27/16 18:50*	*1*
2-Fluorobiphenyl	*78*		*41 - 116*	*02/26/16 11:50*	*02/27/16 18:50*	*1*
2-Fluorophenol	*74*		*39 - 114*	*02/26/16 11:50*	*02/27/16 18:50*	*1*
Nitrobenzene-d5	*77*		*37 - 115*	*02/26/16 11:50*	*02/27/16 18:50*	*1*
Phenol-d5	*81*		*38 - 122*	*02/26/16 11:50*	*02/27/16 18:50*	*1*
Terphenyl-d14	*89*		*46 - 126*	*02/26/16 11:50*	*02/27/16 18:50*	*1*

Client Sample Results

Client: Weston Solutions, Inc.
Project/Site: DAS R34842

TestAmerica Job ID: 680-122192-1
SDG: 680122192

Client Sample ID: C0AC0

Date Collected: 02/23/16 14:20
Date Received: 02/25/16 09:07

Lab Sample ID: 680-122281-25

Matrix: Solid
Percent Solids: 92.0

Method: 8270D - Semivolatile Organic Compounds (GC/MS)

Analyte	Result	Qualifier	RL	MDL	Unit	D	Prepared	Analyzed	Dil Fac
1,1'-Biphenyl	1800	U	1800	1800	ug/Kg	☼	02/26/16 11:50	02/26/16 19:50	1
1,2,4,5-Tetrachlorobenzene	33	U	350	33	ug/Kg	☼	02/26/16 11:50	02/26/16 19:50	1
2,2'-Oxybis(1-chloropropane)	32	U	350	32	ug/Kg	☼	02/26/16 11:50	02/26/16 19:50	1
2,3,4,6-Tetrachlorophenol	24	U	350	24	ug/Kg	☼	02/26/16 11:50	02/26/16 19:50	1
2,4,5-Trichlorophenol	37	U	350	37	ug/Kg	☼	02/26/16 11:50	02/26/16 19:50	1
2,4,6-Trichlorophenol	31	U	350	31	ug/Kg	☼	02/26/16 11:50	02/26/16 19:50	1
2,4-Dichlorophenol	37	U	350	37	ug/Kg	☼	02/26/16 11:50	02/26/16 19:50	1
2,4-Dimethylphenol	47	U	350	47	ug/Kg	☼	02/26/16 11:50	02/26/16 19:50	1
2,4-Dinitrophenol	890	U	1800	890	ug/Kg	☼	02/26/16 11:50	02/26/16 19:50	1
2,4-Dinitrotoluene	52	U	350	52	ug/Kg	☼	02/26/16 11:50	02/26/16 19:50	1
2,6-Dinitrotoluene	45	U	350	45	ug/Kg	☼	02/26/16 11:50	02/26/16 19:50	1
2-Chloronaphthalene	37	U	350	37	ug/Kg	☼	02/26/16 11:50	02/26/16 19:50	1
2-Chlorophenol	43	U	350	43	ug/Kg	☼	02/26/16 11:50	02/26/16 19:50	1
2-Methylnaphthalene	41	U	350	41	ug/Kg	☼	02/26/16 11:50	02/26/16 19:50	1
2-Methylphenol	29	U	350	29	ug/Kg	☼	02/26/16 11:50	02/26/16 19:50	1
2-Nitroaniline	48	U	1800	48	ug/Kg	☼	02/26/16 11:50	02/26/16 19:50	1
2-Nitrophenol	44	U	350	44	ug/Kg	☼	02/26/16 11:50	02/26/16 19:50	1
3 & 4 Methylphenol	46	U	350	46	ug/Kg	☼	02/26/16 11:50	02/26/16 19:50	1
3,3'-Dichlorobenzidine	30	U	710	30	ug/Kg	☼	02/26/16 11:50	02/26/16 19:50	1
3-Nitroaniline	49	U	1800	49	ug/Kg	☼	02/26/16 11:50	02/26/16 19:50	1
4,6-Dinitro-2-methylphenol	180	U	1800	180	ug/Kg	☼	02/26/16 11:50	02/26/16 19:50	1
4-Bromophenyl phenyl ether	39	U	350	39	ug/Kg	☼	02/26/16 11:50	02/26/16 19:50	1
4-Chloro-3-methylphenol	37	U	350	37	ug/Kg	☼	02/26/16 11:50	02/26/16 19:50	1
4-Chloroaniline	56	U	710	56	ug/Kg	☼	02/26/16 11:50	02/26/16 19:50	1
4-Chlorophenyl phenyl ether	47	U	350	47	ug/Kg	☼	02/26/16 11:50	02/26/16 19:50	1
4-Nitroaniline	52	U	1800	52	ug/Kg	☼	02/26/16 11:50	02/26/16 19:50	1
4-Nitrophenol	350	U	1800	350	ug/Kg	☼	02/26/16 11:50	02/26/16 19:50	1
Acenaphthene	44	U	350	44	ug/Kg	☼	02/26/16 11:50	02/26/16 19:50	1
Acenaphthylene	**48**	**J**	350	39	ug/Kg	☼	02/26/16 11:50	02/26/16 19:50	1
Acetophenone	30	U	350	30	ug/Kg	☼	02/26/16 11:50	02/26/16 19:50	1
Anthracene	**54**	**J**	350	27	ug/Kg	☼	02/26/16 11:50	02/26/16 19:50	1
Atrazine	25	U	350	25	ug/Kg	☼	02/26/16 11:50	02/26/16 19:50	1
Benzaldehyde	62	U *	350	62	ug/Kg	☼	02/26/16 11:50	02/26/16 19:50	1
Benzo[a]anthracene	**220**	**J**	350	29	ug/Kg	☼	02/26/16 11:50	02/26/16 19:50	1
Benzo[a]pyrene	**250**	**J**	350	56	ug/Kg	☼	02/26/16 11:50	02/26/16 19:50	1
Benzo[b]fluoranthene	**370**		350	41	ug/Kg	☼	02/26/16 11:50	02/26/16 19:50	1
Benzo[g,h,i]perylene	**190**	**J**	350	24	ug/Kg	☼	02/26/16 11:50	02/26/16 19:50	1
Benzo[k]fluoranthene	**170**	**J**	350	70	ug/Kg	☼	02/26/16 11:50	02/26/16 19:50	1
Bis(2-chloroethoxy)methane	42	U	350	42	ug/Kg	☼	02/26/16 11:50	02/26/16 19:50	1
Bis(2-chloroethyl)ether	48	U	350	48	ug/Kg	☼	02/26/16 11:50	02/26/16 19:50	1
Bis(2-ethylhexyl) phthalate	31	U	350	31	ug/Kg	☼	02/26/16 11:50	02/26/16 19:50	1
Butyl benzyl phthalate	28	U	350	28	ug/Kg	☼	02/26/16 11:50	02/26/16 19:50	1
Caprolactam	71	U	350	71	ug/Kg	☼	02/26/16 11:50	02/26/16 19:50	1
Carbazole	32	U	350	32	ug/Kg	☼	02/26/16 11:50	02/26/16 19:50	1
Chrysene	**240**	**J**	350	22	ug/Kg	☼	02/26/16 11:50	02/26/16 19:50	1
Dibenz(a,h)anthracene	**53**	**J**	350	42	ug/Kg	☼	02/26/16 11:50	02/26/16 19:50	1
Dibenzofuran	35	U	350	35	ug/Kg	☼	02/26/16 11:50	02/26/16 19:50	1
Diethyl phthalate	40	U	350	40	ug/Kg	☼	02/26/16 11:50	02/26/16 19:50	1
Dimethyl phthalate	36	U	350	36	ug/Kg	☼	02/26/16 11:50	02/26/16 19:50	1

Client Sample Results

Client: Weston Solutions, Inc.
Project/Site: DAS R34842

TestAmerica Job ID: 680-122192-1
SDG: 680122192

Client Sample ID: C0AC0

Date Collected: 02/23/16 14:20
Date Received: 02/25/16 09:07

Lab Sample ID: 680-122281-25

Matrix: Solid
Percent Solids: 92.0

Method: 8270D - Semivolatile Organic Compounds (GC/MS) (Continued)

Analyte	Result	Qualifier	RL	MDL	Unit	D	Prepared	Analyzed	Dil Fac
Di-n-butyl phthalate	32	U	350	32	ug/Kg	☼	02/26/16 11:50	02/26/16 19:50	1
Di-n-octyl phthalate	31	U	350	31	ug/Kg	☼	02/26/16 11:50	02/26/16 19:50	1
Fluoranthene	**310**	**J**	350	34	ug/Kg	☼	02/26/16 11:50	02/26/16 19:50	1
Fluorene	39	U	350	39	ug/Kg	☼	02/26/16 11:50	02/26/16 19:50	1
Hexachlorobenzene	42	U	350	42	ug/Kg	☼	02/26/16 11:50	02/26/16 19:50	1
Hexachlorobutadiene	39	U	350	39	ug/Kg	☼	02/26/16 11:50	02/26/16 19:50	1
Hexachlorocyclopentadiene	44	U	350	44	ug/Kg	☼	02/26/16 11:50	02/26/16 19:50	1
Hexachloroethane	30	U	350	30	ug/Kg	☼	02/26/16 11:50	02/26/16 19:50	1
Indeno[1,2,3-cd]pyrene	**160**	**J**	350	30	ug/Kg	☼	02/26/16 11:50	02/26/16 19:50	1
Isophorone	35	U	350	35	ug/Kg	☼	02/26/16 11:50	02/26/16 19:50	1
Naphthalene	32	U	350	32	ug/Kg	☼	02/26/16 11:50	02/26/16 19:50	1
Nitrobenzene	28	U	350	28	ug/Kg	☼	02/26/16 11:50	02/26/16 19:50	1
N-Nitrosodi-n-propylamine	34	U	350	34	ug/Kg	☼	02/26/16 11:50	02/26/16 19:50	1
N-Nitrosodiphenylamine	35	U	350	35	ug/Kg	☼	02/26/16 11:50	02/26/16 19:50	1
Pentachlorophenol	350	U	1800	350	ug/Kg	☼	02/26/16 11:50	02/26/16 19:50	1
Phenanthrene	**140**	**J**	350	29	ug/Kg	☼	02/26/16 11:50	02/26/16 19:50	1
Phenol	36	U	350	36	ug/Kg	☼	02/26/16 11:50	02/26/16 19:50	1
Pyrene	**330**	**J**	350	29	ug/Kg	☼	02/26/16 11:50	02/26/16 19:50	1
1,4-Dioxane	130	U	350	130	ug/Kg	☼	02/26/16 11:50	02/26/16 19:50	1

Surrogate	*%Recovery*	*Qualifier*	*Limits*	*Prepared*	*Analyzed*	*Dil Fac*
2,4,6-Tribromophenol	*40*	*X*	*45 - 129*	*02/26/16 11:50*	*02/26/16 19:50*	*1*
2-Fluorobiphenyl	*75*		*41 - 116*	*02/26/16 11:50*	*02/26/16 19:50*	*1*
2-Fluorophenol	*64*		*39 - 114*	*02/26/16 11:50*	*02/26/16 19:50*	*1*
Nitrobenzene-d5	*78*		*37 - 115*	*02/26/16 11:50*	*02/26/16 19:50*	*1*
Phenol-d5	*81*		*38 - 122*	*02/26/16 11:50*	*02/26/16 19:50*	*1*
Terphenyl-d14	*82*		*46 - 126*	*02/26/16 11:50*	*02/26/16 19:50*	*1*

Client Sample Results

Client: Weston Solutions, Inc.
Project/Site: DAS R34842

TestAmerica Job ID: 680-122192-1
SDG: 680122192

Client Sample ID: C0AC1

Date Collected: 02/23/16 14:25
Date Received: 02/25/16 09:07

Lab Sample ID: 680-122281-26

Matrix: Solid
Percent Solids: 77.5

Method: 8270D - Semivolatile Organic Compounds (GC/MS)

Analyte	Result	Qualifier	RL	MDL	Unit	D	Prepared	Analyzed	Dil Fac
1,1'-Biphenyl	2200	U	2200	2200	ug/Kg	☼	02/26/16 11:50	02/26/16 20:12	1
1,2,4,5-Tetrachlorobenzene	40	U	420	40	ug/Kg	☼	02/26/16 11:50	02/26/16 20:12	1
2,2'-Oxybis(1-chloropropane)	38	U	420	38	ug/Kg	☼	02/26/16 11:50	02/26/16 20:12	1
2,3,4,6-Tetrachlorophenol	28	U	420	28	ug/Kg	☼	02/26/16 11:50	02/26/16 20:12	1
2,4,5-Trichlorophenol	45	U	420	45	ug/Kg	☼	02/26/16 11:50	02/26/16 20:12	1
2,4,6-Trichlorophenol	37	U	420	37	ug/Kg	☼	02/26/16 11:50	02/26/16 20:12	1
2,4-Dichlorophenol	45	U	420	45	ug/Kg	☼	02/26/16 11:50	02/26/16 20:12	1
2,4-Dimethylphenol	56	U	420	56	ug/Kg	☼	02/26/16 11:50	02/26/16 20:12	1
2,4-Dinitrophenol	1100	U	2200	1100	ug/Kg	☼	02/26/16 11:50	02/26/16 20:12	1
2,4-Dinitrotoluene	63	U	420	63	ug/Kg	☼	02/26/16 11:50	02/26/16 20:12	1
2,6-Dinitrotoluene	54	U	420	54	ug/Kg	☼	02/26/16 11:50	02/26/16 20:12	1
2-Chloronaphthalene	45	U	420	45	ug/Kg	☼	02/26/16 11:50	02/26/16 20:12	1
2-Chlorophenol	51	U	420	51	ug/Kg	☼	02/26/16 11:50	02/26/16 20:12	1
2-Methylnaphthalene	49	U	420	49	ug/Kg	☼	02/26/16 11:50	02/26/16 20:12	1
2-Methylphenol	34	U	420	34	ug/Kg	☼	02/26/16 11:50	02/26/16 20:12	1
2-Nitroaniline	57	U	2200	57	ug/Kg	☼	02/26/16 11:50	02/26/16 20:12	1
2-Nitrophenol	52	U	420	52	ug/Kg	☼	02/26/16 11:50	02/26/16 20:12	1
3 & 4 Methylphenol	55	U	420	55	ug/Kg	☼	02/26/16 11:50	02/26/16 20:12	1
3,3'-Dichlorobenzidine	36	U	840	36	ug/Kg	☼	02/26/16 11:50	02/26/16 20:12	1
3-Nitroaniline	59	U	2200	59	ug/Kg	☼	02/26/16 11:50	02/26/16 20:12	1
4,6-Dinitro-2-methylphenol	220	U	2200	220	ug/Kg	☼	02/26/16 11:50	02/26/16 20:12	1
4-Bromophenyl phenyl ether	46	U	420	46	ug/Kg	☼	02/26/16 11:50	02/26/16 20:12	1
4-Chloro-3-methylphenol	45	U	420	45	ug/Kg	☼	02/26/16 11:50	02/26/16 20:12	1
4-Chloroaniline	66	U	840	66	ug/Kg	☼	02/26/16 11:50	02/26/16 20:12	1
4-Chlorophenyl phenyl ether	56	U	420	56	ug/Kg	☼	02/26/16 11:50	02/26/16 20:12	1
4-Nitroaniline	63	U	2200	63	ug/Kg	☼	02/26/16 11:50	02/26/16 20:12	1
4-Nitrophenol	420	U	2200	420	ug/Kg	☼	02/26/16 11:50	02/26/16 20:12	1
Acenaphthene	52	U	420	52	ug/Kg	☼	02/26/16 11:50	02/26/16 20:12	1
Acenaphthylene	46	U	420	46	ug/Kg	☼	02/26/16 11:50	02/26/16 20:12	1
Acetophenone	36	U	420	36	ug/Kg	☼	02/26/16 11:50	02/26/16 20:12	1
Anthracene	32	U	420	32	ug/Kg	☼	02/26/16 11:50	02/26/16 20:12	1
Atrazine	29	U	420	29	ug/Kg	☼	02/26/16 11:50	02/26/16 20:12	1
Benzaldehyde	74	U *	420	74	ug/Kg	☼	02/26/16 11:50	02/26/16 20:12	1
Benzo[a]anthracene	**51**	**J**	420	34	ug/Kg	☼	02/26/16 11:50	02/26/16 20:12	1
Benzo[a]pyrene	66	U	420	66	ug/Kg	☼	02/26/16 11:50	02/26/16 20:12	1
Benzo[b]fluoranthene	**120**	**J**	420	49	ug/Kg	☼	02/26/16 11:50	02/26/16 20:12	1
Benzo[g,h,i]perylene	**45**	**J**	420	28	ug/Kg	☼	02/26/16 11:50	02/26/16 20:12	1
Benzo[k]fluoranthene	83	U	420	83	ug/Kg	☼	02/26/16 11:50	02/26/16 20:12	1
Bis(2-chloroethoxy)methane	50	U	420	50	ug/Kg	☼	02/26/16 11:50	02/26/16 20:12	1
Bis(2-chloroethyl)ether	57	U	420	57	ug/Kg	☼	02/26/16 11:50	02/26/16 20:12	1
Bis(2-ethylhexyl) phthalate	37	U	420	37	ug/Kg	☼	02/26/16 11:50	02/26/16 20:12	1
Butyl benzyl phthalate	33	U	420	33	ug/Kg	☼	02/26/16 11:50	02/26/16 20:12	1
Caprolactam	84	U	420	84	ug/Kg	☼	02/26/16 11:50	02/26/16 20:12	1
Carbazole	38	U	420	38	ug/Kg	☼	02/26/16 11:50	02/26/16 20:12	1
Chrysene	**82**	**J**	420	27	ug/Kg	☼	02/26/16 11:50	02/26/16 20:12	1
Dibenz(a,h)anthracene	50	U	420	50	ug/Kg	☼	02/26/16 11:50	02/26/16 20:12	1
Dibenzofuran	42	U	420	42	ug/Kg	☼	02/26/16 11:50	02/26/16 20:12	1
Diethyl phthalate	47	U	420	47	ug/Kg	☼	02/26/16 11:50	02/26/16 20:12	1
Dimethyl phthalate	43	U	420	43	ug/Kg	☼	02/26/16 11:50	02/26/16 20:12	1

Client Sample Results

Client: Weston Solutions, Inc.
Project/Site: DAS R34842

TestAmerica Job ID: 680-122192-1
SDG: 680122192

Client Sample ID: C0AC1

Date Collected: 02/23/16 14:25
Date Received: 02/25/16 09:07

Lab Sample ID: 680-122281-26

Matrix: Solid
Percent Solids: 77.5

Method: 8270D - Semivolatile Organic Compounds (GC/MS) (Continued)

Analyte	Result	Qualifier	RL	MDL	Unit	D	Prepared	Analyzed	Dil Fac
Di-n-butyl phthalate	38	U	420	38	ug/Kg	☼	02/26/16 11:50	02/26/16 20:12	1
Di-n-octyl phthalate	37	U	420	37	ug/Kg	☼	02/26/16 11:50	02/26/16 20:12	1
Fluoranthene	**80**	**J**	420	41	ug/Kg	☼	02/26/16 11:50	02/26/16 20:12	1
Fluorene	46	U	420	46	ug/Kg	☼	02/26/16 11:50	02/26/16 20:12	1
Hexachlorobenzene	50	U	420	50	ug/Kg	☼	02/26/16 11:50	02/26/16 20:12	1
Hexachlorobutadiene	46	U	420	46	ug/Kg	☼	02/26/16 11:50	02/26/16 20:12	1
Hexachlorocyclopentadiene	52	U	420	52	ug/Kg	☼	02/26/16 11:50	02/26/16 20:12	1
Hexachloroethane	36	U	420	36	ug/Kg	☼	02/26/16 11:50	02/26/16 20:12	1
Indeno[1,2,3-cd]pyrene	**37**	**J**	420	36	ug/Kg	☼	02/26/16 11:50	02/26/16 20:12	1
Isophorone	42	U	420	42	ug/Kg	☼	02/26/16 11:50	02/26/16 20:12	1
Naphthalene	**42**	**J**	420	38	ug/Kg	☼	02/26/16 11:50	02/26/16 20:12	1
Nitrobenzene	33	U	420	33	ug/Kg	☼	02/26/16 11:50	02/26/16 20:12	1
N-Nitrosodi-n-propylamine	41	U	420	41	ug/Kg	☼	02/26/16 11:50	02/26/16 20:12	1
N-Nitrosodiphenylamine	42	U	420	42	ug/Kg	☼	02/26/16 11:50	02/26/16 20:12	1
Pentachlorophenol	420	U	2200	420	ug/Kg	☼	02/26/16 11:50	02/26/16 20:12	1
Phenanthrene	**92**	**J**	420	34	ug/Kg	☼	02/26/16 11:50	02/26/16 20:12	1
Phenol	43	U	420	43	ug/Kg	☼	02/26/16 11:50	02/26/16 20:12	1
Pyrene	**86**	**J**	420	34	ug/Kg	☼	02/26/16 11:50	02/26/16 20:12	1
1,4-Dioxane	150	U	420	150	ug/Kg	☼	02/26/16 11:50	02/26/16 20:12	1

Surrogate	*%Recovery*	*Qualifier*	*Limits*	*Prepared*	*Analyzed*	*Dil Fac*
2,4,6-Tribromophenol	*56*		*45 - 129*	*02/26/16 11:50*	*02/26/16 20:12*	*1*
2-Fluorobiphenyl	*71*		*41 - 116*	*02/26/16 11:50*	*02/26/16 20:12*	*1*
2-Fluorophenol	*65*		*39 - 114*	*02/26/16 11:50*	*02/26/16 20:12*	*1*
Nitrobenzene-d5	*72*		*37 - 115*	*02/26/16 11:50*	*02/26/16 20:12*	*1*
Phenol-d5	*73*		*38 - 122*	*02/26/16 11:50*	*02/26/16 20:12*	*1*
Terphenyl-d14	*73*		*46 - 126*	*02/26/16 11:50*	*02/26/16 20:12*	*1*

Client Sample Results

Client: Weston Solutions, Inc.
Project/Site: DAS R34842

TestAmerica Job ID: 680-122192-1
SDG: 680122192

Client Sample ID: C0AC2

Date Collected: 02/23/16 12:35
Date Received: 02/25/16 09:07

Lab Sample ID: 680-122281-27

Matrix: Solid
Percent Solids: 85.4

Method: 8270D - Semivolatile Organic Compounds (GC/MS)

Analyte	Result	Qualifier	RL	MDL	Unit	D	Prepared	Analyzed	Dil Fac
1,1'-Biphenyl	2000	U	2000	2000	ug/Kg	☼	02/26/16 11:50	02/26/16 20:34	1
1,2,4,5-Tetrachlorobenzene	36	U	380	36	ug/Kg	☼	02/26/16 11:50	02/26/16 20:34	1
2,2'-Oxybis(1-chloropropane)	35	U	380	35	ug/Kg	☼	02/26/16 11:50	02/26/16 20:34	1
2,3,4,6-Tetrachlorophenol	26	U	380	26	ug/Kg	☼	02/26/16 11:50	02/26/16 20:34	1
2,4,5-Trichlorophenol	41	U	380	41	ug/Kg	☼	02/26/16 11:50	02/26/16 20:34	1
2,4,6-Trichlorophenol	34	U	380	34	ug/Kg	☼	02/26/16 11:50	02/26/16 20:34	1
2,4-Dichlorophenol	41	U	380	41	ug/Kg	☼	02/26/16 11:50	02/26/16 20:34	1
2,4-Dimethylphenol	51	U	380	51	ug/Kg	☼	02/26/16 11:50	02/26/16 20:34	1
2,4-Dinitrophenol	970	U	2000	970	ug/Kg	☼	02/26/16 11:50	02/26/16 20:34	1
2,4-Dinitrotoluene	57	U	380	57	ug/Kg	☼	02/26/16 11:50	02/26/16 20:34	1
2,6-Dinitrotoluene	49	U	380	49	ug/Kg	☼	02/26/16 11:50	02/26/16 20:34	1
2-Chloronaphthalene	41	U	380	41	ug/Kg	☼	02/26/16 11:50	02/26/16 20:34	1
2-Chlorophenol	47	U	380	47	ug/Kg	☼	02/26/16 11:50	02/26/16 20:34	1
2-Methylnaphthalene	**55**	**J**	380	44	ug/Kg	☼	02/26/16 11:50	02/26/16 20:34	1
2-Methylphenol	31	U	380	31	ug/Kg	☼	02/26/16 11:50	02/26/16 20:34	1
2-Nitroaniline	52	U	2000	52	ug/Kg	☼	02/26/16 11:50	02/26/16 20:34	1
2-Nitrophenol	48	U	380	48	ug/Kg	☼	02/26/16 11:50	02/26/16 20:34	1
3 & 4 Methylphenol	50	U	380	50	ug/Kg	☼	02/26/16 11:50	02/26/16 20:34	1
3,3'-Dichlorobenzidine	33	U	770	33	ug/Kg	☼	02/26/16 11:50	02/26/16 20:34	1
3-Nitroaniline	53	U	2000	53	ug/Kg	☼	02/26/16 11:50	02/26/16 20:34	1
4,6-Dinitro-2-methylphenol	200	U	2000	200	ug/Kg	☼	02/26/16 11:50	02/26/16 20:34	1
4-Bromophenyl phenyl ether	42	U	380	42	ug/Kg	☼	02/26/16 11:50	02/26/16 20:34	1
4-Chloro-3-methylphenol	41	U	380	41	ug/Kg	☼	02/26/16 11:50	02/26/16 20:34	1
4-Chloroaniline	60	U	770	60	ug/Kg	☼	02/26/16 11:50	02/26/16 20:34	1
4-Chlorophenyl phenyl ether	51	U	380	51	ug/Kg	☼	02/26/16 11:50	02/26/16 20:34	1
4-Nitroaniline	57	U	2000	57	ug/Kg	☼	02/26/16 11:50	02/26/16 20:34	1
4-Nitrophenol	380	U	2000	380	ug/Kg	☼	02/26/16 11:50	02/26/16 20:34	1
Acenaphthene	48	U	380	48	ug/Kg	☼	02/26/16 11:50	02/26/16 20:34	1
Acenaphthylene	42	U	380	42	ug/Kg	☼	02/26/16 11:50	02/26/16 20:34	1
Acetophenone	33	U	380	33	ug/Kg	☼	02/26/16 11:50	02/26/16 20:34	1
Anthracene	**52**	**J**	380	29	ug/Kg	☼	02/26/16 11:50	02/26/16 20:34	1
Atrazine	27	U	380	27	ug/Kg	☼	02/26/16 11:50	02/26/16 20:34	1
Benzaldehyde	67	U *	380	67	ug/Kg	☼	02/26/16 11:50	02/26/16 20:34	1
Benzo[a]anthracene	**91**	**J**	380	31	ug/Kg	☼	02/26/16 11:50	02/26/16 20:34	1
Benzo[a]pyrene	**64**	**J**	380	60	ug/Kg	☼	02/26/16 11:50	02/26/16 20:34	1
Benzo[b]fluoranthene	**160**	**J**	380	44	ug/Kg	☼	02/26/16 11:50	02/26/16 20:34	1
Benzo[g,h,i]perylene	**39**	**J**	380	26	ug/Kg	☼	02/26/16 11:50	02/26/16 20:34	1
Benzo[k]fluoranthene	76	U	380	76	ug/Kg	☼	02/26/16 11:50	02/26/16 20:34	1
Bis(2-chloroethoxy)methane	45	U	380	45	ug/Kg	☼	02/26/16 11:50	02/26/16 20:34	1
Bis(2-chloroethyl)ether	52	U	380	52	ug/Kg	☼	02/26/16 11:50	02/26/16 20:34	1
Bis(2-ethylhexyl) phthalate	34	U	380	34	ug/Kg	☼	02/26/16 11:50	02/26/16 20:34	1
Butyl benzyl phthalate	30	U	380	30	ug/Kg	☼	02/26/16 11:50	02/26/16 20:34	1
Caprolactam	77	U	380	77	ug/Kg	☼	02/26/16 11:50	02/26/16 20:34	1
Carbazole	35	U	380	35	ug/Kg	☼	02/26/16 11:50	02/26/16 20:34	1
Chrysene	**110**	**J**	380	24	ug/Kg	☼	02/26/16 11:50	02/26/16 20:34	1
Dibenz(a,h)anthracene	45	U	380	45	ug/Kg	☼	02/26/16 11:50	02/26/16 20:34	1
Dibenzofuran	38	U	380	38	ug/Kg	☼	02/26/16 11:50	02/26/16 20:34	1
Diethyl phthalate	43	U	380	43	ug/Kg	☼	02/26/16 11:50	02/26/16 20:34	1
Dimethyl phthalate	40	U	380	40	ug/Kg	☼	02/26/16 11:50	02/26/16 20:34	1

Client Sample Results

Client: Weston Solutions, Inc.
Project/Site: DAS R34842

TestAmerica Job ID: 680-122192-1
SDG: 680122192

Client Sample ID: C0AC2

Date Collected: 02/23/16 12:35
Date Received: 02/25/16 09:07

Lab Sample ID: 680-122281-27

Matrix: Solid
Percent Solids: 85.4

Method: 8270D - Semivolatile Organic Compounds (GC/MS) (Continued)

Analyte	Result	Qualifier	RL	MDL	Unit	D	Prepared	Analyzed	Dil Fac
Di-n-butyl phthalate	35	U	380	35	ug/Kg	☼	02/26/16 11:50	02/26/16 20:34	1
Di-n-octyl phthalate	34	U	380	34	ug/Kg	☼	02/26/16 11:50	02/26/16 20:34	1
Fluoranthene	**200**	**J**	380	37	ug/Kg	☼	02/26/16 11:50	02/26/16 20:34	1
Fluorene	42	U	380	42	ug/Kg	☼	02/26/16 11:50	02/26/16 20:34	1
Hexachlorobenzene	45	U	380	45	ug/Kg	☼	02/26/16 11:50	02/26/16 20:34	1
Hexachlorobutadiene	42	U	380	42	ug/Kg	☼	02/26/16 11:50	02/26/16 20:34	1
Hexachlorocyclopentadiene	48	U	380	48	ug/Kg	☼	02/26/16 11:50	02/26/16 20:34	1
Hexachloroethane	33	U	380	33	ug/Kg	☼	02/26/16 11:50	02/26/16 20:34	1
Indeno[1,2,3-cd]pyrene	**53**	**J**	380	33	ug/Kg	☼	02/26/16 11:50	02/26/16 20:34	1
Isophorone	38	U	380	38	ug/Kg	☼	02/26/16 11:50	02/26/16 20:34	1
Naphthalene	35	U	380	35	ug/Kg	☼	02/26/16 11:50	02/26/16 20:34	1
Nitrobenzene	30	U	380	30	ug/Kg	☼	02/26/16 11:50	02/26/16 20:34	1
N-Nitrosodi-n-propylamine	37	U	380	37	ug/Kg	☼	02/26/16 11:50	02/26/16 20:34	1
N-Nitrosodiphenylamine	38	U	380	38	ug/Kg	☼	02/26/16 11:50	02/26/16 20:34	1
Pentachlorophenol	380	U	2000	380	ug/Kg	☼	02/26/16 11:50	02/26/16 20:34	1
Phenanthrene	**210**	**J**	380	31	ug/Kg	☼	02/26/16 11:50	02/26/16 20:34	1
Phenol	40	U	380	40	ug/Kg	☼	02/26/16 11:50	02/26/16 20:34	1
Pyrene	**190**	**J**	380	31	ug/Kg	☼	02/26/16 11:50	02/26/16 20:34	1
1,4-Dioxane	140	U	380	140	ug/Kg	☼	02/26/16 11:50	02/26/16 20:34	1

Surrogate	*%Recovery*	*Qualifier*	*Limits*	*Prepared*	*Analyzed*	*Dil Fac*
2,4,6-Tribromophenol	*9*	*X*	*45 - 129*	*02/26/16 11:50*	*02/26/16 20:34*	*1*
2-Fluorobiphenyl	*63*		*41 - 116*	*02/26/16 11:50*	*02/26/16 20:34*	*1*
2-Fluorophenol	*40*		*39 - 114*	*02/26/16 11:50*	*02/26/16 20:34*	*1*
Nitrobenzene-d5	*65*		*37 - 115*	*02/26/16 11:50*	*02/26/16 20:34*	*1*
Phenol-d5	*65*		*38 - 122*	*02/26/16 11:50*	*02/26/16 20:34*	*1*
Terphenyl-d14	*66*		*46 - 126*	*02/26/16 11:50*	*02/26/16 20:34*	*1*

Client Sample Results

Client: Weston Solutions, Inc.
Project/Site: DAS R34842

TestAmerica Job ID: 680-122192-1
SDG: 680122192

Client Sample ID: C0AD1

Date Collected: 02/23/16 15:30
Date Received: 02/25/16 09:07

Lab Sample ID: 680-122281-28

Matrix: Solid
Percent Solids: 89.0

Method: 8270D - Semivolatile Organic Compounds (GC/MS)

Analyte	Result	Qualifier	RL	MDL	Unit	D	Prepared	Analyzed	Dil Fac
1,1'-Biphenyl	1900	U	1900	1900	ug/Kg	☼	02/26/16 11:50	02/26/16 19:56	1
1,2,4,5-Tetrachlorobenzene	34	U	370	34	ug/Kg	☼	02/26/16 11:50	02/26/16 19:56	1
2,2'-Oxybis(1-chloropropane)	33	U	370	33	ug/Kg	☼	02/26/16 11:50	02/26/16 19:56	1
2,3,4,6-Tetrachlorophenol	24	U	370	24	ug/Kg	☼	02/26/16 11:50	02/26/16 19:56	1
2,4,5-Trichlorophenol	39	U	370	39	ug/Kg	☼	02/26/16 11:50	02/26/16 19:56	1
2,4,6-Trichlorophenol	32	U	370	32	ug/Kg	☼	02/26/16 11:50	02/26/16 19:56	1
2,4-Dichlorophenol	39	U	370	39	ug/Kg	☼	02/26/16 11:50	02/26/16 19:56	1
2,4-Dimethylphenol	49	U	370	49	ug/Kg	☼	02/26/16 11:50	02/26/16 19:56	1
2,4-Dinitrophenol	920	U F1	1900	920	ug/Kg	☼	02/26/16 11:50	02/26/16 19:56	1
2,4-Dinitrotoluene	54	U	370	54	ug/Kg	☼	02/26/16 11:50	02/26/16 19:56	1
2,6-Dinitrotoluene	47	U	370	47	ug/Kg	☼	02/26/16 11:50	02/26/16 19:56	1
2-Chloronaphthalene	39	U	370	39	ug/Kg	☼	02/26/16 11:50	02/26/16 19:56	1
2-Chlorophenol	44	U	370	44	ug/Kg	☼	02/26/16 11:50	02/26/16 19:56	1
2-Methylnaphthalene	42	U	370	42	ug/Kg	☼	02/26/16 11:50	02/26/16 19:56	1
2-Methylphenol	30	U	370	30	ug/Kg	☼	02/26/16 11:50	02/26/16 19:56	1
2-Nitroaniline	50	U	1900	50	ug/Kg	☼	02/26/16 11:50	02/26/16 19:56	1
2-Nitrophenol	46	U	370	46	ug/Kg	☼	02/26/16 11:50	02/26/16 19:56	1
3 & 4 Methylphenol	48	U	370	48	ug/Kg	☼	02/26/16 11:50	02/26/16 19:56	1
3,3'-Dichlorobenzidine	31	U F1	730	31	ug/Kg	☼	02/26/16 11:50	02/26/16 19:56	1
3-Nitroaniline	51	U	1900	51	ug/Kg	☼	02/26/16 11:50	02/26/16 19:56	1
4,6-Dinitro-2-methylphenol	190	U F2	1900	190	ug/Kg	☼	02/26/16 11:50	02/26/16 19:56	1
4-Bromophenyl phenyl ether	40	U	370	40	ug/Kg	☼	02/26/16 11:50	02/26/16 19:56	1
4-Chloro-3-methylphenol	39	U	370	39	ug/Kg	☼	02/26/16 11:50	02/26/16 19:56	1
4-Chloroaniline	58	U F2 F1	730	58	ug/Kg	☼	02/26/16 11:50	02/26/16 19:56	1
4-Chlorophenyl phenyl ether	49	U	370	49	ug/Kg	☼	02/26/16 11:50	02/26/16 19:56	1
4-Nitroaniline	54	U	1900	54	ug/Kg	☼	02/26/16 11:50	02/26/16 19:56	1
4-Nitrophenol	370	U	1900	370	ug/Kg	☼	02/26/16 11:50	02/26/16 19:56	1
Acenaphthene	46	U	370	46	ug/Kg	☼	02/26/16 11:50	02/26/16 19:56	1
Acenaphthylene	40	U	370	40	ug/Kg	☼	02/26/16 11:50	02/26/16 19:56	1
Acetophenone	31	U	370	31	ug/Kg	☼	02/26/16 11:50	02/26/16 19:56	1
Anthracene	**51**	**J**	370	28	ug/Kg	☼	02/26/16 11:50	02/26/16 19:56	1
Atrazine	26	U	370	26	ug/Kg	☼	02/26/16 11:50	02/26/16 19:56	1
Benzaldehyde	64	U *	370	64	ug/Kg	☼	02/26/16 11:50	02/26/16 19:56	1
Benzo[a]anthracene	**170**	**J**	370	30	ug/Kg	☼	02/26/16 11:50	02/26/16 19:56	1
Benzo[a]pyrene	**170**	**J**	370	58	ug/Kg	☼	02/26/16 11:50	02/26/16 19:56	1
Benzo[b]fluoranthene	**260**	**J F2 F1**	370	42	ug/Kg	☼	02/26/16 11:50	02/26/16 19:56	1
Benzo[g,h,i]perylene	**150**	**J**	370	24	ug/Kg	☼	02/26/16 11:50	02/26/16 19:56	1
Benzo[k]fluoranthene	**110**	**J**	370	72	ug/Kg	☼	02/26/16 11:50	02/26/16 19:56	1
Bis(2-chloroethoxy)methane	43	U	370	43	ug/Kg	☼	02/26/16 11:50	02/26/16 19:56	1
Bis(2-chloroethyl)ether	50	U	370	50	ug/Kg	☼	02/26/16 11:50	02/26/16 19:56	1
Bis(2-ethylhexyl) phthalate	32	U	370	32	ug/Kg	☼	02/26/16 11:50	02/26/16 19:56	1
Butyl benzyl phthalate	29	U	370	29	ug/Kg	☼	02/26/16 11:50	02/26/16 19:56	1
Caprolactam	73	U	370	73	ug/Kg	☼	02/26/16 11:50	02/26/16 19:56	1
Carbazole	33	U	370	33	ug/Kg	☼	02/26/16 11:50	02/26/16 19:56	1
Chrysene	**200**	**J**	370	23	ug/Kg	☼	02/26/16 11:50	02/26/16 19:56	1
Dibenz(a,h)anthracene	43	U	370	43	ug/Kg	☼	02/26/16 11:50	02/26/16 19:56	1
Dibenzofuran	37	U	370	37	ug/Kg	☼	02/26/16 11:50	02/26/16 19:56	1
Diethyl phthalate	41	U	370	41	ug/Kg	☼	02/26/16 11:50	02/26/16 19:56	1
Dimethyl phthalate	38	U	370	38	ug/Kg	☼	02/26/16 11:50	02/26/16 19:56	1

Client Sample Results

Client: Weston Solutions, Inc.
Project/Site: DAS R34842

TestAmerica Job ID: 680-122192-1
SDG: 680122192

Client Sample ID: C0AD1

Date Collected: 02/23/16 15:30
Date Received: 02/25/16 09:07

Lab Sample ID: 680-122281-28

Matrix: Solid
Percent Solids: 89.0

Method: 8270D - Semivolatile Organic Compounds (GC/MS) (Continued)

Analyte	Result	Qualifier	RL	MDL	Unit	D	Prepared	Analyzed	Dil Fac
Di-n-butyl phthalate	33	U	370	33	ug/Kg	☼	02/26/16 11:50	02/26/16 19:56	1
Di-n-octyl phthalate	32	U	370	32	ug/Kg	☼	02/26/16 11:50	02/26/16 19:56	1
Fluoranthene	**420**	**F2 F1**	370	36	ug/Kg	☼	02/26/16 11:50	02/26/16 19:56	1
Fluorene	40	U	370	40	ug/Kg	☼	02/26/16 11:50	02/26/16 19:56	1
Hexachlorobenzene	43	U	370	43	ug/Kg	☼	02/26/16 11:50	02/26/16 19:56	1
Hexachlorobutadiene	40	U	370	40	ug/Kg	☼	02/26/16 11:50	02/26/16 19:56	1
Hexachlorocyclopentadiene	46	U F2 F1	370	46	ug/Kg	☼	02/26/16 11:50	02/26/16 19:56	1
Hexachloroethane	31	U	370	31	ug/Kg	☼	02/26/16 11:50	02/26/16 19:56	1
Indeno[1,2,3-cd]pyrene	**140**	**J**	370	31	ug/Kg	☼	02/26/16 11:50	02/26/16 19:56	1
Isophorone	37	U	370	37	ug/Kg	☼	02/26/16 11:50	02/26/16 19:56	1
Naphthalene	**41**	**J**	370	33	ug/Kg	☼	02/26/16 11:50	02/26/16 19:56	1
Nitrobenzene	29	U	370	29	ug/Kg	☼	02/26/16 11:50	02/26/16 19:56	1
N-Nitrosodi-n-propylamine	36	U	370	36	ug/Kg	☼	02/26/16 11:50	02/26/16 19:56	1
N-Nitrosodiphenylamine	37	U	370	37	ug/Kg	☼	02/26/16 11:50	02/26/16 19:56	1
Pentachlorophenol	370	U	1900	370	ug/Kg	☼	02/26/16 11:50	02/26/16 19:56	1
Phenanthrene	30	U	370	30	ug/Kg	☼	02/26/16 11:50	02/26/16 19:56	1
Phenol	38	U	370	38	ug/Kg	☼	02/26/16 11:50	02/26/16 19:56	1
Pyrene	**290**	**J F2 F1**	370	30	ug/Kg	☼	02/26/16 11:50	02/26/16 19:56	1
1,4-Dioxane	130	U	370	130	ug/Kg	☼	02/26/16 11:50	02/26/16 19:56	1

Surrogate	*%Recovery*	*Qualifier*	*Limits*	*Prepared*	*Analyzed*	*Dil Fac*
2,4,6-Tribromophenol	*93*		*45 - 129*	*02/26/16 11:50*	*02/26/16 19:56*	*1*
2-Fluorobiphenyl	*71*		*41 - 116*	*02/26/16 11:50*	*02/26/16 19:56*	*1*
2-Fluorophenol	*67*		*39 - 114*	*02/26/16 11:50*	*02/26/16 19:56*	*1*
Nitrobenzene-d5	*64*		*37 - 115*	*02/26/16 11:50*	*02/26/16 19:56*	*1*
Phenol-d5	*70*		*38 - 122*	*02/26/16 11:50*	*02/26/16 19:56*	*1*
Terphenyl-d14	*69*		*46 - 126*	*02/26/16 11:50*	*02/26/16 19:56*	*1*

Client Sample Results

Client: Weston Solutions, Inc.
Project/Site: DAS R34842

TestAmerica Job ID: 680-122192-1
SDG: 680122192

Client Sample ID: C0AD2

Date Collected: 02/23/16 15:40
Date Received: 02/25/16 09:07

Lab Sample ID: 680-122281-29

Matrix: Solid
Percent Solids: 82.7

Method: 8270D - Semivolatile Organic Compounds (GC/MS)

Analyte	Result	Qualifier	RL	MDL	Unit	D	Prepared	Analyzed	Dil Fac
1,1'-Biphenyl	2000	U	2000	2000	ug/Kg	☼	02/26/16 11:50	02/26/16 20:57	1
1,2,4,5-Tetrachlorobenzene	37	U	400	37	ug/Kg	☼	02/26/16 11:50	02/26/16 20:57	1
2,2'-Oxybis(1-chloropropane)	36	U	400	36	ug/Kg	☼	02/26/16 11:50	02/26/16 20:57	1
2,3,4,6-Tetrachlorophenol	27	U	400	27	ug/Kg	☼	02/26/16 11:50	02/26/16 20:57	1
2,4,5-Trichlorophenol	42	U	400	42	ug/Kg	☼	02/26/16 11:50	02/26/16 20:57	1
2,4,6-Trichlorophenol	35	U	400	35	ug/Kg	☼	02/26/16 11:50	02/26/16 20:57	1
2,4-Dichlorophenol	42	U	400	42	ug/Kg	☼	02/26/16 11:50	02/26/16 20:57	1
2,4-Dimethylphenol	53	U	400	53	ug/Kg	☼	02/26/16 11:50	02/26/16 20:57	1
2,4-Dinitrophenol	1000	U	2000	1000	ug/Kg	☼	02/26/16 11:50	02/26/16 20:57	1
2,4-Dinitrotoluene	59	U	400	59	ug/Kg	☼	02/26/16 11:50	02/26/16 20:57	1
2,6-Dinitrotoluene	51	U	400	51	ug/Kg	☼	02/26/16 11:50	02/26/16 20:57	1
2-Chloronaphthalene	42	U	400	42	ug/Kg	☼	02/26/16 11:50	02/26/16 20:57	1
2-Chlorophenol	48	U	400	48	ug/Kg	☼	02/26/16 11:50	02/26/16 20:57	1
2-Methylnaphthalene	**83**	**J**	400	46	ug/Kg	☼	02/26/16 11:50	02/26/16 20:57	1
2-Methylphenol	33	U	400	33	ug/Kg	☼	02/26/16 11:50	02/26/16 20:57	1
2-Nitroaniline	54	U	2000	54	ug/Kg	☼	02/26/16 11:50	02/26/16 20:57	1
2-Nitrophenol	49	U	400	49	ug/Kg	☼	02/26/16 11:50	02/26/16 20:57	1
3 & 4 Methylphenol	52	U	400	52	ug/Kg	☼	02/26/16 11:50	02/26/16 20:57	1
3,3'-Dichlorobenzidine	34	U	800	34	ug/Kg	☼	02/26/16 11:50	02/26/16 20:57	1
3-Nitroaniline	55	U	2000	55	ug/Kg	☼	02/26/16 11:50	02/26/16 20:57	1
4,6-Dinitro-2-methylphenol	200	U	2000	200	ug/Kg	☼	02/26/16 11:50	02/26/16 20:57	1
4-Bromophenyl phenyl ether	43	U	400	43	ug/Kg	☼	02/26/16 11:50	02/26/16 20:57	1
4-Chloro-3-methylphenol	42	U	400	42	ug/Kg	☼	02/26/16 11:50	02/26/16 20:57	1
4-Chloroaniline	63	U	800	63	ug/Kg	☼	02/26/16 11:50	02/26/16 20:57	1
4-Chlorophenyl phenyl ether	53	U	400	53	ug/Kg	☼	02/26/16 11:50	02/26/16 20:57	1
4-Nitroaniline	59	U	2000	59	ug/Kg	☼	02/26/16 11:50	02/26/16 20:57	1
4-Nitrophenol	400	U	2000	400	ug/Kg	☼	02/26/16 11:50	02/26/16 20:57	1
Acenaphthene	**160**	**J**	400	49	ug/Kg	☼	02/26/16 11:50	02/26/16 20:57	1
Acenaphthylene	43	U	400	43	ug/Kg	☼	02/26/16 11:50	02/26/16 20:57	1
Acetophenone	34	U	400	34	ug/Kg	☼	02/26/16 11:50	02/26/16 20:57	1
Anthracene	**310**	**J**	400	30	ug/Kg	☼	02/26/16 11:50	02/26/16 20:57	1
Atrazine	28	U	400	28	ug/Kg	☼	02/26/16 11:50	02/26/16 20:57	1
Benzaldehyde	70	U *	400	70	ug/Kg	☼	02/26/16 11:50	02/26/16 20:57	1
Benzo[a]anthracene	**890**		400	33	ug/Kg	☼	02/26/16 11:50	02/26/16 20:57	1
Benzo[a]pyrene	**1100**		400	63	ug/Kg	☼	02/26/16 11:50	02/26/16 20:57	1
Benzo[b]fluoranthene	**1300**		400	46	ug/Kg	☼	02/26/16 11:50	02/26/16 20:57	1
Benzo[g,h,i]perylene	**76**	**J**	400	27	ug/Kg	☼	02/26/16 11:50	02/26/16 20:57	1
Benzo[k]fluoranthene	78	U	400	78	ug/Kg	☼	02/26/16 11:50	02/26/16 20:57	1
Bis(2-chloroethoxy)methane	47	U	400	47	ug/Kg	☼	02/26/16 11:50	02/26/16 20:57	1
Bis(2-chloroethyl)ether	54	U	400	54	ug/Kg	☼	02/26/16 11:50	02/26/16 20:57	1
Bis(2-ethylhexyl) phthalate	35	U	400	35	ug/Kg	☼	02/26/16 11:50	02/26/16 20:57	1
Butyl benzyl phthalate	31	U	400	31	ug/Kg	☼	02/26/16 11:50	02/26/16 20:57	1
Caprolactam	80	U	400	80	ug/Kg	☼	02/26/16 11:50	02/26/16 20:57	1
Carbazole	**140**	**J**	400	36	ug/Kg	☼	02/26/16 11:50	02/26/16 20:57	1
Chrysene	**710**		400	25	ug/Kg	☼	02/26/16 11:50	02/26/16 20:57	1
Dibenz(a,h)anthracene	47	U	400	47	ug/Kg	☼	02/26/16 11:50	02/26/16 20:57	1
Dibenzofuran	**120**	**J**	400	40	ug/Kg	☼	02/26/16 11:50	02/26/16 20:57	1
Diethyl phthalate	45	U	400	45	ug/Kg	☼	02/26/16 11:50	02/26/16 20:57	1
Dimethyl phthalate	41	U	400	41	ug/Kg	☼	02/26/16 11:50	02/26/16 20:57	1

Client Sample Results

Client: Weston Solutions, Inc.
Project/Site: DAS R34842

TestAmerica Job ID: 680-122192-1
SDG: 680122192

Client Sample ID: C0AD2

Date Collected: 02/23/16 15:40
Date Received: 02/25/16 09:07

Lab Sample ID: 680-122281-29

Matrix: Solid
Percent Solids: 82.7

Method: 8270D - Semivolatile Organic Compounds (GC/MS) (Continued)

Analyte	Result	Qualifier	RL	MDL	Unit	D	Prepared	Analyzed	Dil Fac
Di-n-butyl phthalate	36	U	400	36	ug/Kg	☼	02/26/16 11:50	02/26/16 20:57	1
Di-n-octyl phthalate	35	U	400	35	ug/Kg	☼	02/26/16 11:50	02/26/16 20:57	1
Fluoranthene	**1700**		400	39	ug/Kg	☼	02/26/16 11:50	02/26/16 20:57	1
Fluorene	**160**	**J**	400	43	ug/Kg	☼	02/26/16 11:50	02/26/16 20:57	1
Hexachlorobenzene	47	U	400	47	ug/Kg	☼	02/26/16 11:50	02/26/16 20:57	1
Hexachlorobutadiene	43	U	400	43	ug/Kg	☼	02/26/16 11:50	02/26/16 20:57	1
Hexachlorocyclopentadiene	49	U	400	49	ug/Kg	☼	02/26/16 11:50	02/26/16 20:57	1
Hexachloroethane	34	U	400	34	ug/Kg	☼	02/26/16 11:50	02/26/16 20:57	1
Indeno[1,2,3-cd]pyrene	**37**	**J**	400	34	ug/Kg	☼	02/26/16 11:50	02/26/16 20:57	1
Isophorone	40	U	400	40	ug/Kg	☼	02/26/16 11:50	02/26/16 20:57	1
Naphthalene	**140**	**J**	400	36	ug/Kg	☼	02/26/16 11:50	02/26/16 20:57	1
Nitrobenzene	31	U	400	31	ug/Kg	☼	02/26/16 11:50	02/26/16 20:57	1
N-Nitrosodi-n-propylamine	39	U	400	39	ug/Kg	☼	02/26/16 11:50	02/26/16 20:57	1
N-Nitrosodiphenylamine	40	U	400	40	ug/Kg	☼	02/26/16 11:50	02/26/16 20:57	1
Pentachlorophenol	400	U	2000	400	ug/Kg	☼	02/26/16 11:50	02/26/16 20:57	1
Phenanthrene	**1200**		400	33	ug/Kg	☼	02/26/16 11:50	02/26/16 20:57	1
Phenol	41	U	400	41	ug/Kg	☼	02/26/16 11:50	02/26/16 20:57	1
Pyrene	**1400**		400	33	ug/Kg	☼	02/26/16 11:50	02/26/16 20:57	1
1,4-Dioxane	140	U	400	140	ug/Kg	☼	02/26/16 11:50	02/26/16 20:57	1

Surrogate	*%Recovery*	*Qualifier*	*Limits*	*Prepared*	*Analyzed*	*Dil Fac*
2,4,6-Tribromophenol	*25*	*X*	*45 - 129*	*02/26/16 11:50*	*02/26/16 20:57*	*1*
2-Fluorobiphenyl	*68*		*41 - 116*	*02/26/16 11:50*	*02/26/16 20:57*	*1*
2-Fluorophenol	*51*		*39 - 114*	*02/26/16 11:50*	*02/26/16 20:57*	*1*
Nitrobenzene-d5	*58*		*37 - 115*	*02/26/16 11:50*	*02/26/16 20:57*	*1*
Phenol-d5	*66*		*38 - 122*	*02/26/16 11:50*	*02/26/16 20:57*	*1*
Terphenyl-d14	*68*		*46 - 126*	*02/26/16 11:50*	*02/26/16 20:57*	*1*

Client Sample Results

Client: Weston Solutions, Inc.
Project/Site: DAS R34842

TestAmerica Job ID: 680-122192-1
SDG: 680122192

Client Sample ID: MC0AB6

Date Collected: 02/23/16 12:35
Date Received: 02/25/16 09:07

Lab Sample ID: 680-122281-30

Matrix: Solid
Percent Solids: 86.5

Method: 6010C - Metals (ICP)

Analyte	Result	Qualifier	RL	MDL	Unit	D	Prepared	Analyzed	Dil Fac
Aluminum	7000		21	3.2	mg/Kg	☼	02/29/16 10:14	03/01/16 18:26	1
Antimony	0.85	U	2.1	0.85	mg/Kg	☼	02/29/16 10:14	03/01/16 18:26	1
Arsenic	4.4		2.1	0.83	mg/Kg	☼	02/29/16 10:14	03/01/16 18:26	1
Barium	44		1.0	0.17	mg/Kg	☼	02/29/16 10:14	03/01/16 18:26	1
Beryllium	0.29	J	0.42	0.010	mg/Kg	☼	02/29/16 10:14	03/01/16 18:26	1
Cadmium	0.10	U	0.52	0.10	mg/Kg	☼	02/29/16 10:14	03/01/16 18:26	1
Calcium	29000	B	52	5.4	mg/Kg	☼	02/29/16 10:14	03/01/16 18:26	1
Chromium	16		1.0	0.22	mg/Kg	☼	02/29/16 10:14	03/01/16 18:26	1
Cobalt	2.4		1.0	0.10	mg/Kg	☼	02/29/16 10:14	03/01/16 18:26	1
Copper	16		2.6	0.18	mg/Kg	☼	02/29/16 10:14	03/01/16 18:26	1
Iron	8100	B	21	5.5	mg/Kg	☼	02/29/16 10:14	03/01/16 18:26	1
Lead	19		1.0	0.35	mg/Kg	☼	02/29/16 10:14	03/01/16 18:26	1
Magnesium	1800		52	9.3	mg/Kg	☼	02/29/16 10:14	03/01/16 18:26	1
Manganese	120		1.0	0.10	mg/Kg	☼	02/29/16 10:14	03/01/16 18:26	1
Nickel	5.6		4.2	0.40	mg/Kg	☼	02/29/16 10:14	03/01/16 18:26	1
Potassium	1300		100	2.6	mg/Kg	☼	02/29/16 10:14	03/01/16 18:26	1
Selenium	1.0	U	2.6	1.0	mg/Kg	☼	02/29/16 10:14	03/01/16 18:26	1
Silver	0.065	J	1.0	0.062	mg/Kg	☼	02/29/16 10:14	03/01/16 18:26	1
Sodium	99	J	210	50	mg/Kg	☼	02/29/16 10:14	03/01/16 18:26	1
Thallium	0.62	U	2.6	0.62	mg/Kg	☼	02/29/16 10:14	03/01/16 18:26	1
Vanadium	16		1.0	0.10	mg/Kg	☼	02/29/16 10:14	03/01/16 18:26	1
Zinc	60		2.1	0.73	mg/Kg	☼	02/29/16 10:14	03/01/16 18:26	1

Method: 7471B - Mercury (CVAA)

Analyte	Result	Qualifier	RL	MDL	Unit	D	Prepared	Analyzed	Dil Fac
Mercury	0.022		0.021	0.0084	mg/Kg	☼	03/02/16 08:30	03/02/16 16:54	1

General Chemistry

Analyte	Result	Qualifier	RL	MDL	Unit	D	Prepared	Analyzed	Dil Fac
Cyanide, Total	0.14	U	0.56	0.14	mg/Kg	☼	03/01/16 06:26	03/02/16 07:58	1

Client Sample Results

Client: Weston Solutions, Inc.
Project/Site: DAS R34842

TestAmerica Job ID: 680-122192-1
SDG: 680122192

Client Sample ID: MC0AB7

Date Collected: 02/23/16 12:45
Date Received: 02/25/16 09:07

Lab Sample ID: 680-122281-31

Matrix: Solid
Percent Solids: 78.5

Method: 6010C - Metals (ICP)

Analyte	Result	Qualifier	RL	MDL	Unit	D	Prepared	Analyzed	Dil Fac
Aluminum	2900		23	3.5	mg/Kg	☼	02/29/16 10:14	03/01/16 18:31	1
Antimony	3.6		2.3	0.92	mg/Kg	☼	02/29/16 10:14	03/01/16 18:31	1
Arsenic	6.3		2.3	0.90	mg/Kg	☼	02/29/16 10:14	03/01/16 18:31	1
Barium	120		1.1	0.18	mg/Kg	☼	02/29/16 10:14	03/01/16 18:31	1
Beryllium	0.44	J	0.45	0.011	mg/Kg	☼	02/29/16 10:14	03/01/16 18:31	1
Cadmium	0.11	U	0.56	0.11	mg/Kg	☼	02/29/16 10:14	03/01/16 18:31	1
Calcium	5200	B	56	5.9	mg/Kg	☼	02/29/16 10:14	03/01/16 18:31	1
Chromium	23		1.1	0.24	mg/Kg	☼	02/29/16 10:14	03/01/16 18:31	1
Cobalt	5.1		1.1	0.11	mg/Kg	☼	02/29/16 10:14	03/01/16 18:31	1
Copper	74		2.8	0.19	mg/Kg	☼	02/29/16 10:14	03/01/16 18:31	1
Iron	20000	B	23	6.0	mg/Kg	☼	02/29/16 10:14	03/01/16 18:31	1
Lead	130		1.1	0.38	mg/Kg	☼	02/29/16 10:14	03/01/16 18:31	1
Magnesium	810		56	10	mg/Kg	☼	02/29/16 10:14	03/01/16 18:31	1
Manganese	160		1.1	0.11	mg/Kg	☼	02/29/16 10:14	03/01/16 18:31	1
Nickel	11		4.5	0.43	mg/Kg	☼	02/29/16 10:14	03/01/16 18:31	1
Potassium	360		110	2.8	mg/Kg	☼	02/29/16 10:14	03/01/16 18:31	1
Selenium	1.7	J	2.8	1.1	mg/Kg	☼	02/29/16 10:14	03/01/16 18:31	1
Silver	0.13	J	1.1	0.068	mg/Kg	☼	02/29/16 10:14	03/01/16 18:31	1
Sodium	1000		230	54	mg/Kg	☼	02/29/16 10:14	03/01/16 18:31	1
Thallium	0.68	U	2.8	0.68	mg/Kg	☼	02/29/16 10:14	03/01/16 18:31	1
Vanadium	9.7		1.1	0.11	mg/Kg	☼	02/29/16 10:14	03/01/16 18:31	1
Zinc	53		2.3	0.79	mg/Kg	☼	02/29/16 10:14	03/01/16 18:31	1

Method: 7471B - Mercury (CVAA)

Analyte	Result	Qualifier	RL	MDL	Unit	D	Prepared	Analyzed	Dil Fac
Mercury	0.051		0.021	0.0085	mg/Kg	☼	03/02/16 08:30	03/02/16 16:57	1

General Chemistry

Analyte	Result	Qualifier	RL	MDL	Unit	D	Prepared	Analyzed	Dil Fac
Cyanide, Total	0.28	J	0.62	0.16	mg/Kg	☼	03/01/16 06:26	03/02/16 07:59	1

Client Sample Results

Client: Weston Solutions, Inc.
Project/Site: DAS R34842

TestAmerica Job ID: 680-122192-1
SDG: 680122192

Client Sample ID: MC0AB8

Date Collected: 02/23/16 13:40
Date Received: 02/25/16 09:07

Lab Sample ID: 680-122281-32

Matrix: Solid
Percent Solids: 85.8

Method: 6010C - Metals (ICP)

Analyte	Result	Qualifier	RL	MDL	Unit	D	Prepared	Analyzed	Dil Fac
Aluminum	5300		21	3.3	mg/Kg	☼	02/29/16 10:14	03/01/16 18:36	1
Antimony	0.87	U	2.1	0.87	mg/Kg	☼	02/29/16 10:14	03/01/16 18:36	1
Arsenic	3.5		2.1	0.85	mg/Kg	☼	02/29/16 10:14	03/01/16 18:36	1
Barium	33		1.1	0.17	mg/Kg	☼	02/29/16 10:14	03/01/16 18:36	1
Beryllium	0.22	J	0.42	0.011	mg/Kg	☼	02/29/16 10:14	03/01/16 18:36	1
Cadmium	0.11	U	0.53	0.11	mg/Kg	☼	02/29/16 10:14	03/01/16 18:36	1
Calcium	3100	B	53	5.5	mg/Kg	☼	02/29/16 10:14	03/01/16 18:36	1
Chromium	11		1.1	0.22	mg/Kg	☼	02/29/16 10:14	03/01/16 18:36	1
Cobalt	1.7		1.1	0.11	mg/Kg	☼	02/29/16 10:14	03/01/16 18:36	1
Copper	19		2.6	0.18	mg/Kg	☼	02/29/16 10:14	03/01/16 18:36	1
Iron	5300	B	21	5.6	mg/Kg	☼	02/29/16 10:14	03/01/16 18:36	1
Lead	44		1.1	0.36	mg/Kg	☼	02/29/16 10:14	03/01/16 18:36	1
Magnesium	860		53	9.4	mg/Kg	☼	02/29/16 10:14	03/01/16 18:36	1
Manganese	83		1.1	0.11	mg/Kg	☼	02/29/16 10:14	03/01/16 18:36	1
Nickel	4.5		4.2	0.40	mg/Kg	☼	02/29/16 10:14	03/01/16 18:36	1
Potassium	480		110	2.6	mg/Kg	☼	02/29/16 10:14	03/01/16 18:36	1
Selenium	1.0	U	2.6	1.0	mg/Kg	☼	02/29/16 10:14	03/01/16 18:36	1
Silver	0.064	U	1.1	0.064	mg/Kg	☼	02/29/16 10:14	03/01/16 18:36	1
Sodium	51	U	210	51	mg/Kg	☼	02/29/16 10:14	03/01/16 18:36	1
Thallium	0.64	U	2.6	0.64	mg/Kg	☼	02/29/16 10:14	03/01/16 18:36	1
Vanadium	9.5		1.1	0.11	mg/Kg	☼	02/29/16 10:14	03/01/16 18:36	1
Zinc	62		2.1	0.74	mg/Kg	☼	02/29/16 10:14	03/01/16 18:36	1

Method: 7471B - Mercury (CVAA)

Analyte	Result	Qualifier	RL	MDL	Unit	D	Prepared	Analyzed	Dil Fac
Mercury	0.044		0.023	0.0093	mg/Kg	☼	03/02/16 08:30	03/02/16 17:00	1

General Chemistry

Analyte	Result	Qualifier	RL	MDL	Unit	D	Prepared	Analyzed	Dil Fac
Cyanide, Total	0.21	J	0.57	0.15	mg/Kg	☼	03/01/16 06:26	03/02/16 08:00	1

Client Sample Results

Client: Weston Solutions, Inc.
Project/Site: DAS R34842

TestAmerica Job ID: 680-122192-1
SDG: 680122192

Client Sample ID: MC0AB9

Date Collected: 02/23/16 13:50
Date Received: 02/25/16 09:07

Lab Sample ID: 680-122281-33

Matrix: Solid
Percent Solids: 81.8

Method: 6010C - Metals (ICP)

Analyte	Result	Qualifier	RL	MDL	Unit	D	Prepared	Analyzed	Dil Fac
Aluminum	10000		21	3.3	mg/Kg	☼	02/29/16 10:14	03/01/16 18:41	1
Antimony	0.87	U	2.1	0.87	mg/Kg	☼	02/29/16 10:14	03/01/16 18:41	1
Arsenic	1.8	J	2.1	0.85	mg/Kg	☼	02/29/16 10:14	03/01/16 18:41	1
Barium	23		1.1	0.17	mg/Kg	☼	02/29/16 10:14	03/01/16 18:41	1
Beryllium	0.14	J	0.42	0.011	mg/Kg	☼	02/29/16 10:14	03/01/16 18:41	1
Cadmium	0.11	U	0.53	0.11	mg/Kg	☼	02/29/16 10:14	03/01/16 18:41	1
Calcium	580	B	53	5.5	mg/Kg	☼	02/29/16 10:14	03/01/16 18:41	1
Chromium	11		1.1	0.22	mg/Kg	☼	02/29/16 10:14	03/01/16 18:41	1
Cobalt	0.42	J	1.1	0.11	mg/Kg	☼	02/29/16 10:14	03/01/16 18:41	1
Copper	1.9	J	2.7	0.18	mg/Kg	☼	02/29/16 10:14	03/01/16 18:41	1
Iron	9700	B	21	5.6	mg/Kg	☼	02/29/16 10:14	03/01/16 18:41	1
Lead	8.7		1.1	0.36	mg/Kg	☼	02/29/16 10:14	03/01/16 18:41	1
Magnesium	700		53	9.5	mg/Kg	☼	02/29/16 10:14	03/01/16 18:41	1
Manganese	11		1.1	0.11	mg/Kg	☼	02/29/16 10:14	03/01/16 18:41	1
Nickel	1.6	J	4.2	0.40	mg/Kg	☼	02/29/16 10:14	03/01/16 18:41	1
Potassium	740		110	2.7	mg/Kg	☼	02/29/16 10:14	03/01/16 18:41	1
Selenium	1.0	U	2.7	1.0	mg/Kg	☼	02/29/16 10:14	03/01/16 18:41	1
Silver	0.064	U	1.1	0.064	mg/Kg	☼	02/29/16 10:14	03/01/16 18:41	1
Sodium	1700		210	51	mg/Kg	☼	02/29/16 10:14	03/01/16 18:41	1
Thallium	0.64	U	2.7	0.64	mg/Kg	☼	02/29/16 10:14	03/01/16 18:41	1
Vanadium	22		1.1	0.11	mg/Kg	☼	02/29/16 10:14	03/01/16 18:41	1
Zinc	5.6		2.1	0.74	mg/Kg	☼	02/29/16 10:14	03/01/16 18:41	1

Method: 7471B - Mercury (CVAA)

Analyte	Result	Qualifier	RL	MDL	Unit	D	Prepared	Analyzed	Dil Fac
Mercury	0.0087	J	0.022	0.0087	mg/Kg	☼	03/02/16 08:30	03/02/16 17:09	1

General Chemistry

Analyte	Result	Qualifier	RL	MDL	Unit	D	Prepared	Analyzed	Dil Fac
Cyanide, Total	0.16	U	0.60	0.16	mg/Kg	☼	03/01/16 06:26	03/02/16 08:01	1

Client Sample Results

Client: Weston Solutions, Inc.
Project/Site: DAS R34842

TestAmerica Job ID: 680-122192-1
SDG: 680122192

Client Sample ID: MC0AC0

Date Collected: 02/23/16 14:20
Date Received: 02/25/16 09:07

Lab Sample ID: 680-122281-34

Matrix: Solid
Percent Solids: 92.0

Method: 6010C - Metals (ICP)

Analyte	Result	Qualifier	RL	MDL	Unit	D	Prepared	Analyzed	Dil Fac
Aluminum	3700		19	2.9	mg/Kg	☼	02/29/16 10:11	03/01/16 22:43	1
Antimony	0.76	U	1.9	0.76	mg/Kg	☼	02/29/16 10:11	03/01/16 22:43	1
Arsenic	18		1.9	0.74	mg/Kg	☼	02/29/16 10:11	03/01/16 22:43	1
Barium	34		0.93	0.15	mg/Kg	☼	02/29/16 10:11	03/01/16 22:43	1
Beryllium	0.22	J	0.37	0.0093	mg/Kg	☼	02/29/16 10:11	03/01/16 22:43	1
Cadmium	0.093	U	0.46	0.093	mg/Kg	☼	02/29/16 10:11	03/01/16 22:43	1
Calcium	9700	B	46	4.8	mg/Kg	☼	02/29/16 10:11	03/01/16 22:43	1
Chromium	11		0.93	0.20	mg/Kg	☼	02/29/16 10:11	03/01/16 22:43	1
Cobalt	3.5		0.93	0.093	mg/Kg	☼	02/29/16 10:11	03/01/16 22:43	1
Copper	18		2.3	0.16	mg/Kg	☼	02/29/16 10:11	03/01/16 22:43	1
Iron	12000		19	4.9	mg/Kg	☼	02/29/16 10:11	03/01/16 22:43	1
Lead	21		0.93	0.32	mg/Kg	☼	02/29/16 10:11	03/01/16 22:43	1
Magnesium	2400		46	8.3	mg/Kg	☼	02/29/16 10:11	03/01/16 22:43	1
Manganese	330		0.93	0.093	mg/Kg	☼	02/29/16 10:11	03/01/16 22:43	1
Nickel	10		3.7	0.35	mg/Kg	☼	02/29/16 10:11	03/01/16 22:43	1
Potassium	710		93	2.3	mg/Kg	☼	02/29/16 10:11	03/01/16 22:43	1
Selenium	0.90	U	2.3	0.90	mg/Kg	☼	02/29/16 10:11	03/01/16 22:43	1
Silver	0.056	U	0.93	0.056	mg/Kg	☼	02/29/16 10:11	03/01/16 22:43	1
Sodium	45	U	190	45	mg/Kg	☼	02/29/16 10:11	03/01/16 22:43	1
Thallium	0.56	U	2.3	0.56	mg/Kg	☼	02/29/16 10:11	03/01/16 22:43	1
Vanadium	15		0.93	0.093	mg/Kg	☼	02/29/16 10:11	03/01/16 22:43	1
Zinc	81		1.9	0.65	mg/Kg	☼	02/29/16 10:11	03/01/16 22:43	1

Method: 7471B - Mercury (CVAA)

Analyte	Result	Qualifier	RL	MDL	Unit	D	Prepared	Analyzed	Dil Fac
Mercury	0.037		0.019	0.0076	mg/Kg	☼	03/02/16 08:30	03/02/16 17:12	1

General Chemistry

Analyte	Result	Qualifier	RL	MDL	Unit	D	Prepared	Analyzed	Dil Fac
Cyanide, Total	0.30	J	0.53	0.14	mg/Kg	☼	03/01/16 06:26	03/02/16 08:02	1

Client Sample Results

Client: Weston Solutions, Inc.
Project/Site: DAS R34842

TestAmerica Job ID: 680-122192-1
SDG: 680122192

Client Sample ID: MC0AC1

Date Collected: 02/23/16 14:25
Date Received: 02/25/16 09:07

Lab Sample ID: 680-122281-35

Matrix: Solid
Percent Solids: 77.5

Method: 6010C - Metals (ICP)

Analyte	Result	Qualifier	RL	MDL	Unit	D	Prepared	Analyzed	Dil Fac
Aluminum	3700		22	3.4	mg/Kg	☼	02/29/16 10:11	03/01/16 22:48	1
Antimony	0.89	U	2.2	0.89	mg/Kg	☼	02/29/16 10:11	03/01/16 22:48	1
Arsenic	16		2.2	0.87	mg/Kg	☼	02/29/16 10:11	03/01/16 22:48	1
Barium	24		1.1	0.17	mg/Kg	☼	02/29/16 10:11	03/01/16 22:48	1
Beryllium	0.31	J	0.43	0.011	mg/Kg	☼	02/29/16 10:11	03/01/16 22:48	1
Cadmium	0.11	U	0.54	0.11	mg/Kg	☼	02/29/16 10:11	03/01/16 22:48	1
Calcium	4300	B	54	5.6	mg/Kg	☼	02/29/16 10:11	03/01/16 22:48	1
Chromium	9.8		1.1	0.23	mg/Kg	☼	02/29/16 10:11	03/01/16 22:48	1
Cobalt	4.8		1.1	0.11	mg/Kg	☼	02/29/16 10:11	03/01/16 22:48	1
Copper	13		2.7	0.18	mg/Kg	☼	02/29/16 10:11	03/01/16 22:48	1
Iron	11000		22	5.7	mg/Kg	☼	02/29/16 10:11	03/01/16 22:48	1
Lead	24		1.1	0.37	mg/Kg	☼	02/29/16 10:11	03/01/16 22:48	1
Magnesium	2000		54	9.7	mg/Kg	☼	02/29/16 10:11	03/01/16 22:48	1
Manganese	200		1.1	0.11	mg/Kg	☼	02/29/16 10:11	03/01/16 22:48	1
Nickel	9.3		4.3	0.41	mg/Kg	☼	02/29/16 10:11	03/01/16 22:48	1
Potassium	550		110	2.7	mg/Kg	☼	02/29/16 10:11	03/01/16 22:48	1
Selenium	1.1	U	2.7	1.1	mg/Kg	☼	02/29/16 10:11	03/01/16 22:48	1
Silver	0.065	U	1.1	0.065	mg/Kg	☼	02/29/16 10:11	03/01/16 22:48	1
Sodium	580		220	52	mg/Kg	☼	02/29/16 10:11	03/01/16 22:48	1
Thallium	0.65	U	2.7	0.65	mg/Kg	☼	02/29/16 10:11	03/01/16 22:48	1
Vanadium	13		1.1	0.11	mg/Kg	☼	02/29/16 10:11	03/01/16 22:48	1
Zinc	78		2.2	0.76	mg/Kg	☼	02/29/16 10:11	03/01/16 22:48	1

Method: 7471B - Mercury (CVAA)

Analyte	Result	Qualifier	RL	MDL	Unit	D	Prepared	Analyzed	Dil Fac
Mercury	0.046		0.024	0.0096	mg/Kg	☼	03/02/16 08:30	03/02/16 17:15	1

General Chemistry

Analyte	Result	Qualifier	RL	MDL	Unit	D	Prepared	Analyzed	Dil Fac
Cyanide, Total	0.27	J	0.62	0.16	mg/Kg	☼	03/01/16 06:26	03/02/16 08:06	1

Client Sample Results

Client: Weston Solutions, Inc.
Project/Site: DAS R34842

TestAmerica Job ID: 680-122192-1
SDG: 680122192

Client Sample ID: MC0AC2

Date Collected: 02/23/16 12:35
Date Received: 02/25/16 09:07

Lab Sample ID: 680-122281-36

Matrix: Solid
Percent Solids: 85.4

Method: 6010C - Metals (ICP)

Analyte	Result	Qualifier	RL	MDL	Unit	D	Prepared	Analyzed	Dil Fac
Aluminum	6700		20	3.0	mg/Kg	☼	02/29/16 10:14	03/01/16 18:46	1
Antimony	0.81	U	2.0	0.81	mg/Kg	☼	02/29/16 10:14	03/01/16 18:46	1
Arsenic	4.3		2.0	0.79	mg/Kg	☼	02/29/16 10:14	03/01/16 18:46	1
Barium	48		0.98	0.16	mg/Kg	☼	02/29/16 10:14	03/01/16 18:46	1
Beryllium	0.32	J	0.39	0.0098	mg/Kg	☼	02/29/16 10:14	03/01/16 18:46	1
Cadmium	0.098	U	0.49	0.098	mg/Kg	☼	02/29/16 10:14	03/01/16 18:46	1
Calcium	32000	B	49	5.1	mg/Kg	☼	02/29/16 10:14	03/01/16 18:46	1
Chromium	17		0.98	0.21	mg/Kg	☼	02/29/16 10:14	03/01/16 18:46	1
Cobalt	2.3		0.98	0.098	mg/Kg	☼	02/29/16 10:14	03/01/16 18:46	1
Copper	28		2.5	0.17	mg/Kg	☼	02/29/16 10:14	03/01/16 18:46	1
Iron	8100	B	20	5.2	mg/Kg	☼	02/29/16 10:14	03/01/16 18:46	1
Lead	20		0.98	0.33	mg/Kg	☼	02/29/16 10:14	03/01/16 18:46	1
Magnesium	1800		49	8.8	mg/Kg	☼	02/29/16 10:14	03/01/16 18:46	1
Manganese	120		0.98	0.098	mg/Kg	☼	02/29/16 10:14	03/01/16 18:46	1
Nickel	6.2		3.9	0.37	mg/Kg	☼	02/29/16 10:14	03/01/16 18:46	1
Potassium	1200		98	2.5	mg/Kg	☼	02/29/16 10:14	03/01/16 18:46	1
Selenium	0.95	U	2.5	0.95	mg/Kg	☼	02/29/16 10:14	03/01/16 18:46	1
Silver	0.059	U	0.98	0.059	mg/Kg	☼	02/29/16 10:14	03/01/16 18:46	1
Sodium	120	J	200	47	mg/Kg	☼	02/29/16 10:14	03/01/16 18:46	1
Thallium	0.59	U	2.5	0.59	mg/Kg	☼	02/29/16 10:14	03/01/16 18:46	1
Vanadium	15		0.98	0.098	mg/Kg	☼	02/29/16 10:14	03/01/16 18:46	1
Zinc	66		2.0	0.69	mg/Kg	☼	02/29/16 10:14	03/01/16 18:46	1

Method: 7471B - Mercury (CVAA)

Analyte	Result	Qualifier	RL	MDL	Unit	D	Prepared	Analyzed	Dil Fac
Mercury	0.019	J	0.021	0.0082	mg/Kg	☼	03/02/16 08:30	03/02/16 17:18	1

General Chemistry

Analyte	Result	Qualifier	RL	MDL	Unit	D	Prepared	Analyzed	Dil Fac
Cyanide, Total	0.29	J	0.59	0.15	mg/Kg	☼	03/01/16 06:26	03/02/16 08:07	1

Client Sample Results

Client: Weston Solutions, Inc.
Project/Site: DAS R34842

TestAmerica Job ID: 680-122192-1
SDG: 680122192

Client Sample ID: MC0AD1

Date Collected: 02/23/16 15:30
Date Received: 02/25/16 09:07

Lab Sample ID: 680-122281-37

Matrix: Solid
Percent Solids: 89.0

Method: 6010C - Metals (ICP)

Analyte	Result	Qualifier	RL	MDL	Unit	D	Prepared	Analyzed	Dil Fac
Aluminum	5700		20	3.1	mg/Kg	☼	02/29/16 10:21	03/01/16 15:50	1
Antimony	0.82	U	2.0	0.82	mg/Kg	☼	02/29/16 10:21	03/01/16 15:50	1
Arsenic	3.3		2.0	0.80	mg/Kg	☼	02/29/16 10:21	03/01/16 15:50	1
Barium	38		0.99	0.16	mg/Kg	☼	02/29/16 10:21	03/01/16 15:50	1
Beryllium	0.23	J	0.40	0.0099	mg/Kg	☼	02/29/16 10:21	03/01/16 15:50	1
Cadmium	0.099	U	0.50	0.099	mg/Kg	☼	02/29/16 10:21	03/01/16 15:50	1
Calcium	7800	B F2	50	5.2	mg/Kg	☼	02/29/16 10:21	03/01/16 15:50	1
Chromium	9.6		0.99	0.21	mg/Kg	☼	02/29/16 10:21	03/01/16 15:50	1
Cobalt	1.6		0.99	0.099	mg/Kg	☼	02/29/16 10:21	03/01/16 15:50	1
Copper	21		2.5	0.17	mg/Kg	☼	02/29/16 10:21	03/01/16 15:50	1
Iron	6800		20	5.3	mg/Kg	☼	02/29/16 10:21	03/01/16 15:50	1
Lead	41		0.99	0.34	mg/Kg	☼	02/29/16 10:21	03/01/16 15:50	1
Magnesium	3000	F2	50	8.8	mg/Kg	☼	02/29/16 10:21	03/01/16 15:50	1
Manganese	55		0.99	0.099	mg/Kg	☼	02/29/16 10:21	03/01/16 15:50	1
Nickel	4.5		4.0	0.38	mg/Kg	☼	02/29/16 10:21	03/01/16 15:50	1
Potassium	690	F1	99	2.5	mg/Kg	☼	02/29/16 10:21	03/01/16 15:50	1
Selenium	0.96	U	2.5	0.96	mg/Kg	☼	02/29/16 10:21	03/01/16 15:50	1
Silver	0.060	U	0.99	0.060	mg/Kg	☼	02/29/16 10:21	03/01/16 15:50	1
Sodium	48	U	200	48	mg/Kg	☼	02/29/16 10:21	03/01/16 15:50	1
Thallium	0.60	U	2.5	0.60	mg/Kg	☼	02/29/16 10:21	03/01/16 15:50	1
Vanadium	12		0.99	0.099	mg/Kg	☼	02/29/16 10:21	03/01/16 15:50	1
Zinc	39		2.0	0.70	mg/Kg	☼	02/29/16 10:21	03/01/16 15:50	1

Method: 7471B - Mercury (CVAA)

Analyte	Result	Qualifier	RL	MDL	Unit	D	Prepared	Analyzed	Dil Fac
Mercury	0.074		0.020	0.0080	mg/Kg	☼	03/02/16 08:30	03/02/16 17:21	1

General Chemistry

Analyte	Result	Qualifier	RL	MDL	Unit	D	Prepared	Analyzed	Dil Fac
Cyanide, Total	0.75		0.56	0.15	mg/Kg	☼	03/01/16 06:26	03/02/16 08:08	1

Client Sample Results

Client: Weston Solutions, Inc.
Project/Site: DAS R34842

TestAmerica Job ID: 680-122192-1
SDG: 680122192

Client Sample ID: MC0AD2

Date Collected: 02/23/16 15:40
Date Received: 02/25/16 09:07

Lab Sample ID: 680-122281-38

Matrix: Solid
Percent Solids: 82.7

Method: 6010C - Metals (ICP)

Analyte	Result	Qualifier	RL	MDL	Unit	D	Prepared	Analyzed	Dil Fac
Aluminum	5400		20	3.2	mg/Kg	☼	02/29/16 10:14	03/01/16 19:06	1
Antimony	0.83	U	2.0	0.83	mg/Kg	☼	02/29/16 10:14	03/01/16 19:06	1
Arsenic	4.7		2.0	0.81	mg/Kg	☼	02/29/16 10:14	03/01/16 19:06	1
Barium	45		1.0	0.16	mg/Kg	☼	02/29/16 10:14	03/01/16 19:06	1
Beryllium	0.29	J	0.41	0.010	mg/Kg	☼	02/29/16 10:14	03/01/16 19:06	1
Cadmium	0.10	U	0.51	0.10	mg/Kg	☼	02/29/16 10:14	03/01/16 19:06	1
Calcium	33000	B	51	5.3	mg/Kg	☼	02/29/16 10:14	03/01/16 19:06	1
Chromium	19		1.0	0.21	mg/Kg	☼	02/29/16 10:14	03/01/16 19:06	1
Cobalt	1.9		1.0	0.10	mg/Kg	☼	02/29/16 10:14	03/01/16 19:06	1
Copper	20		2.5	0.17	mg/Kg	☼	02/29/16 10:14	03/01/16 19:06	1
Iron	25000	B	20	5.4	mg/Kg	☼	02/29/16 10:14	03/01/16 19:06	1
Lead	37		1.0	0.35	mg/Kg	☼	02/29/16 10:14	03/01/16 19:06	1
Magnesium	2400		51	9.0	mg/Kg	☼	02/29/16 10:14	03/01/16 19:06	1
Manganese	170		1.0	0.10	mg/Kg	☼	02/29/16 10:14	03/01/16 19:06	1
Nickel	5.3		4.1	0.39	mg/Kg	☼	02/29/16 10:14	03/01/16 19:06	1
Potassium	900		100	2.5	mg/Kg	☼	02/29/16 10:14	03/01/16 19:06	1
Selenium	0.99	U	2.5	0.99	mg/Kg	☼	02/29/16 10:14	03/01/16 19:06	1
Silver	0.12	J	1.0	0.061	mg/Kg	☼	02/29/16 10:14	03/01/16 19:06	1
Sodium	300		200	49	mg/Kg	☼	02/29/16 10:14	03/01/16 19:06	1
Thallium	0.61	U	2.5	0.61	mg/Kg	☼	02/29/16 10:14	03/01/16 19:06	1
Vanadium	19		1.0	0.10	mg/Kg	☼	02/29/16 10:14	03/01/16 19:06	1
Zinc	47		2.0	0.71	mg/Kg	☼	02/29/16 10:14	03/01/16 19:06	1

Method: 7471B - Mercury (CVAA)

Analyte	Result	Qualifier	RL	MDL	Unit	D	Prepared	Analyzed	Dil Fac
Mercury	0.068		0.023	0.0093	mg/Kg	☼	03/02/16 08:30	03/02/16 17:30	1

General Chemistry

Analyte	Result	Qualifier	RL	MDL	Unit	D	Prepared	Analyzed	Dil Fac
Cyanide, Total	0.21	J	0.58	0.15	mg/Kg	☼	03/01/16 06:26	03/02/16 08:11	1

Client Sample Results

Client: Weston Solutions, Inc.
Project/Site: DAS R34842

TestAmerica Job ID: 680-122192-1
SDG: 680122192

Client Sample ID: C0AC4

Date Collected: 02/23/16 15:55
Date Received: 02/25/16 09:07

Lab Sample ID: 680-122281-77

Matrix: Solid
Percent Solids: 85.4

Method: 8270D - Semivolatile Organic Compounds (GC/MS)

Analyte	Result	Qualifier	RL	MDL	Unit	D	Prepared	Analyzed	Dil Fac
1,1'-Biphenyl	20000	U	20000	20000	ug/Kg	☼	03/01/16 11:51	03/03/16 00:43	10
1,2,4,5-Tetrachlorobenzene	360	U	3900	360	ug/Kg	☼	03/01/16 11:51	03/03/16 00:43	10
2,2'-Oxybis(1-chloropropane)	350	U	3900	350	ug/Kg	☼	03/01/16 11:51	03/03/16 00:43	10
2,3,4,6-Tetrachlorophenol	260	U	3900	260	ug/Kg	☼	03/01/16 11:51	03/03/16 00:43	10
2,4,5-Trichlorophenol	410	U	3900	410	ug/Kg	☼	03/01/16 11:51	03/03/16 00:43	10
2,4,6-Trichlorophenol	340	U	3900	340	ug/Kg	☼	03/01/16 11:51	03/03/16 00:43	10
2,4-Dichlorophenol	410	U	3900	410	ug/Kg	☼	03/01/16 11:51	03/03/16 00:43	10
2,4-Dimethylphenol	510	U	3900	510	ug/Kg	☼	03/01/16 11:51	03/03/16 00:43	10
2,4-Dinitrophenol	9700	U	20000	9700	ug/Kg	☼	03/01/16 11:51	03/03/16 00:43	10
2,4-Dinitrotoluene	570	U	3900	570	ug/Kg	☼	03/01/16 11:51	03/03/16 00:43	10
2,6-Dinitrotoluene	490	U	3900	490	ug/Kg	☼	03/01/16 11:51	03/03/16 00:43	10
2-Chloronaphthalene	410	U	3900	410	ug/Kg	☼	03/01/16 11:51	03/03/16 00:43	10
2-Chlorophenol	470	U	3900	470	ug/Kg	☼	03/01/16 11:51	03/03/16 00:43	10
2-Methylnaphthalene	440	U	3900	440	ug/Kg	☼	03/01/16 11:51	03/03/16 00:43	10
2-Methylphenol	320	U	3900	320	ug/Kg	☼	03/01/16 11:51	03/03/16 00:43	10
2-Nitroaniline	530	U	20000	530	ug/Kg	☼	03/01/16 11:51	03/03/16 00:43	10
2-Nitrophenol	480	U	3900	480	ug/Kg	☼	03/01/16 11:51	03/03/16 00:43	10
3 & 4 Methylphenol	500	U	3900	500	ug/Kg	☼	03/01/16 11:51	03/03/16 00:43	10
3,3'-Dichlorobenzidine	330	U	7700	330	ug/Kg	☼	03/01/16 11:51	03/03/16 00:43	10
3-Nitroaniline	540	U	20000	540	ug/Kg	☼	03/01/16 11:51	03/03/16 00:43	10
4,6-Dinitro-2-methylphenol	2000	U	20000	2000	ug/Kg	☼	03/01/16 11:51	03/03/16 00:43	10
4-Bromophenyl phenyl ether	420	U	3900	420	ug/Kg	☼	03/01/16 11:51	03/03/16 00:43	10
4-Chloro-3-methylphenol	410	U	3900	410	ug/Kg	☼	03/01/16 11:51	03/03/16 00:43	10
4-Chloroaniline	610	U	7700	610	ug/Kg	☼	03/01/16 11:51	03/03/16 00:43	10
4-Chlorophenyl phenyl ether	510	U	3900	510	ug/Kg	☼	03/01/16 11:51	03/03/16 00:43	10
4-Nitroaniline	570	U	20000	570	ug/Kg	☼	03/01/16 11:51	03/03/16 00:43	10
4-Nitrophenol	3900	U	20000	3900	ug/Kg	☼	03/01/16 11:51	03/03/16 00:43	10
Acenaphthene	480	U	3900	480	ug/Kg	☼	03/01/16 11:51	03/03/16 00:43	10
Acenaphthylene	420	U	3900	420	ug/Kg	☼	03/01/16 11:51	03/03/16 00:43	10
Acetophenone	330	U	3900	330	ug/Kg	☼	03/01/16 11:51	03/03/16 00:43	10
Anthracene	290	U	3900	290	ug/Kg	☼	03/01/16 11:51	03/03/16 00:43	10
Atrazine	270	U	3900	270	ug/Kg	☼	03/01/16 11:51	03/03/16 00:43	10
Benzaldehyde	680	U	3900	680	ug/Kg	☼	03/01/16 11:51	03/03/16 00:43	10
Benzo[a]anthracene	320	U	3900	320	ug/Kg	☼	03/01/16 11:51	03/03/16 00:43	10
Benzo[a]pyrene	610	U	3900	610	ug/Kg	☼	03/01/16 11:51	03/03/16 00:43	10
Benzo[b]fluoranthene	440	U	3900	440	ug/Kg	☼	03/01/16 11:51	03/03/16 00:43	10
Benzo[g,h,i]perylene	**650**	**J**	3900	260	ug/Kg	☼	03/01/16 11:51	03/03/16 00:43	10
Benzo[k]fluoranthene	760	U	3900	760	ug/Kg	☼	03/01/16 11:51	03/03/16 00:43	10
Bis(2-chloroethoxy)methane	460	U	3900	460	ug/Kg	☼	03/01/16 11:51	03/03/16 00:43	10
Bis(2-chloroethyl)ether	530	U	3900	530	ug/Kg	☼	03/01/16 11:51	03/03/16 00:43	10
Bis(2-ethylhexyl) phthalate	340	U	3900	340	ug/Kg	☼	03/01/16 11:51	03/03/16 00:43	10
Butyl benzyl phthalate	300	U	3900	300	ug/Kg	☼	03/01/16 11:51	03/03/16 00:43	10
Caprolactam	770	U	3900	770	ug/Kg	☼	03/01/16 11:51	03/03/16 00:43	10
Carbazole	350	U	3900	350	ug/Kg	☼	03/01/16 11:51	03/03/16 00:43	10
Chrysene	250	U	3900	250	ug/Kg	☼	03/01/16 11:51	03/03/16 00:43	10
Dibenz(a,h)anthracene	460	U	3900	460	ug/Kg	☼	03/01/16 11:51	03/03/16 00:43	10
Dibenzofuran	390	U	3900	390	ug/Kg	☼	03/01/16 11:51	03/03/16 00:43	10
Diethyl phthalate	430	U	3900	430	ug/Kg	☼	03/01/16 11:51	03/03/16 00:43	10
Dimethyl phthalate	400	U	3900	400	ug/Kg	☼	03/01/16 11:51	03/03/16 00:43	10

Client Sample Results

Client: Weston Solutions, Inc.
Project/Site: DAS R34842

TestAmerica Job ID: 680-122192-1
SDG: 680122192

Client Sample ID: C0AC4

Date Collected: 02/23/16 15:55
Date Received: 02/25/16 09:07

Lab Sample ID: 680-122281-77

Matrix: Solid
Percent Solids: 85.4

Method: 8270D - Semivolatile Organic Compounds (GC/MS) (Continued)

Analyte	Result	Qualifier	RL	MDL	Unit	D	Prepared	Analyzed	Dil Fac
Di-n-butyl phthalate	350	U	3900	350	ug/Kg	☼	03/01/16 11:51	03/03/16 00:43	10
Di-n-octyl phthalate	340	U	3900	340	ug/Kg	☼	03/01/16 11:51	03/03/16 00:43	10
Fluoranthene	370	U	3900	370	ug/Kg	☼	03/01/16 11:51	03/03/16 00:43	10
Fluorene	420	U	3900	420	ug/Kg	☼	03/01/16 11:51	03/03/16 00:43	10
Hexachlorobenzene	460	U	3900	460	ug/Kg	☼	03/01/16 11:51	03/03/16 00:43	10
Hexachlorobutadiene	420	U	3900	420	ug/Kg	☼	03/01/16 11:51	03/03/16 00:43	10
Hexachlorocyclopentadiene	480	U	3900	480	ug/Kg	☼	03/01/16 11:51	03/03/16 00:43	10
Hexachloroethane	330	U	3900	330	ug/Kg	☼	03/01/16 11:51	03/03/16 00:43	10
Indeno[1,2,3-cd]pyrene	**490**	**J**	3900	330	ug/Kg	☼	03/01/16 11:51	03/03/16 00:43	10
Isophorone	390	U	3900	390	ug/Kg	☼	03/01/16 11:51	03/03/16 00:43	10
Naphthalene	350	U	3900	350	ug/Kg	☼	03/01/16 11:51	03/03/16 00:43	10
Nitrobenzene	300	U	3900	300	ug/Kg	☼	03/01/16 11:51	03/03/16 00:43	10
N-Nitrosodi-n-propylamine	370	U	3900	370	ug/Kg	☼	03/01/16 11:51	03/03/16 00:43	10
N-Nitrosodiphenylamine	390	U	3900	390	ug/Kg	☼	03/01/16 11:51	03/03/16 00:43	10
Pentachlorophenol	3900	U	20000	3900	ug/Kg	☼	03/01/16 11:51	03/03/16 00:43	10
Phenanthrene	320	U	3900	320	ug/Kg	☼	03/01/16 11:51	03/03/16 00:43	10
Phenol	400	U	3900	400	ug/Kg	☼	03/01/16 11:51	03/03/16 00:43	10
Pyrene	320	U	3900	320	ug/Kg	☼	03/01/16 11:51	03/03/16 00:43	10
1,4-Dioxane	1400	U	3900	1400	ug/Kg	☼	03/01/16 11:51	03/03/16 00:43	10

Surrogate	*%Recovery*	*Qualifier*	*Limits*	*Prepared*	*Analyzed*	*Dil Fac*
2,4,6-Tribromophenol	*0*	*D*	*45 - 129*	*03/01/16 11:51*	*03/03/16 00:43*	*10*
2-Fluorobiphenyl	*0*	*D*	*41 - 116*	*03/01/16 11:51*	*03/03/16 00:43*	*10*
2-Fluorophenol	*0*	*D*	*39 - 114*	*03/01/16 11:51*	*03/03/16 00:43*	*10*
Nitrobenzene-d5	*0*	*D*	*37 - 115*	*03/01/16 11:51*	*03/03/16 00:43*	*10*
Phenol-d5	*0*	*D*	*38 - 122*	*03/01/16 11:51*	*03/03/16 00:43*	*10*
Terphenyl-d14	*0*	*D*	*46 - 126*	*03/01/16 11:51*	*03/03/16 00:43*	*10*

Client Sample Results

Client: Weston Solutions, Inc.
Project/Site: DAS R34842

TestAmerica Job ID: 680-122192-1
SDG: 680122192

Client Sample ID: C0AC5

Date Collected: 02/23/16 16:00
Date Received: 02/25/16 09:07

Lab Sample ID: 680-122281-78

Matrix: Solid
Percent Solids: 85.3

Method: 8270D - Semivolatile Organic Compounds (GC/MS)

Analyte	Result	Qualifier	RL	MDL	Unit	D	Prepared	Analyzed	Dil Fac
1,1'-Biphenyl	2000	U	2000	2000	ug/Kg	☼	03/01/16 13:09	03/02/16 19:48	1
1,2,4,5-Tetrachlorobenzene	36	U	390	36	ug/Kg	☼	03/01/16 13:09	03/02/16 19:48	1
2,2'-Oxybis(1-chloropropane)	35	U	390	35	ug/Kg	☼	03/01/16 13:09	03/02/16 19:48	1
2,3,4,6-Tetrachlorophenol	26	U	390	26	ug/Kg	☼	03/01/16 13:09	03/02/16 19:48	1
2,4,5-Trichlorophenol	41	U	390	41	ug/Kg	☼	03/01/16 13:09	03/02/16 19:48	1
2,4,6-Trichlorophenol	34	U	390	34	ug/Kg	☼	03/01/16 13:09	03/02/16 19:48	1
2,4-Dichlorophenol	41	U	390	41	ug/Kg	☼	03/01/16 13:09	03/02/16 19:48	1
2,4-Dimethylphenol	51	U	390	51	ug/Kg	☼	03/01/16 13:09	03/02/16 19:48	1
2,4-Dinitrophenol	970	U	2000	970	ug/Kg	☼	03/01/16 13:09	03/02/16 19:48	1
2,4-Dinitrotoluene	57	U	390	57	ug/Kg	☼	03/01/16 13:09	03/02/16 19:48	1
2,6-Dinitrotoluene	49	U	390	49	ug/Kg	☼	03/01/16 13:09	03/02/16 19:48	1
2-Chloronaphthalene	41	U	390	41	ug/Kg	☼	03/01/16 13:09	03/02/16 19:48	1
2-Chlorophenol	47	U	390	47	ug/Kg	☼	03/01/16 13:09	03/02/16 19:48	1
2-Methylnaphthalene	**340**	**J**	390	44	ug/Kg	☼	03/01/16 13:09	03/02/16 19:48	1
2-Methylphenol	32	U	390	32	ug/Kg	☼	03/01/16 13:09	03/02/16 19:48	1
2-Nitroaniline	53	U	2000	53	ug/Kg	☼	03/01/16 13:09	03/02/16 19:48	1
2-Nitrophenol	48	U	390	48	ug/Kg	☼	03/01/16 13:09	03/02/16 19:48	1
3 & 4 Methylphenol	50	U	390	50	ug/Kg	☼	03/01/16 13:09	03/02/16 19:48	1
3,3'-Dichlorobenzidine	33	U	770	33	ug/Kg	☼	03/01/16 13:09	03/02/16 19:48	1
3-Nitroaniline	54	U	2000	54	ug/Kg	☼	03/01/16 13:09	03/02/16 19:48	1
4,6-Dinitro-2-methylphenol	200	U	2000	200	ug/Kg	☼	03/01/16 13:09	03/02/16 19:48	1
4-Bromophenyl phenyl ether	42	U	390	42	ug/Kg	☼	03/01/16 13:09	03/02/16 19:48	1
4-Chloro-3-methylphenol	41	U	390	41	ug/Kg	☼	03/01/16 13:09	03/02/16 19:48	1
4-Chloroaniline	61	U	770	61	ug/Kg	☼	03/01/16 13:09	03/02/16 19:48	1
4-Chlorophenyl phenyl ether	51	U	390	51	ug/Kg	☼	03/01/16 13:09	03/02/16 19:48	1
4-Nitroaniline	57	U	2000	57	ug/Kg	☼	03/01/16 13:09	03/02/16 19:48	1
4-Nitrophenol	390	U	2000	390	ug/Kg	☼	03/01/16 13:09	03/02/16 19:48	1
Acenaphthene	48	U	390	48	ug/Kg	☼	03/01/16 13:09	03/02/16 19:48	1
Acenaphthylene	**58**	**J**	390	42	ug/Kg	☼	03/01/16 13:09	03/02/16 19:48	1
Acetophenone	33	U	390	33	ug/Kg	☼	03/01/16 13:09	03/02/16 19:48	1
Anthracene	**62**	**J**	390	29	ug/Kg	☼	03/01/16 13:09	03/02/16 19:48	1
Atrazine	27	U	390	27	ug/Kg	☼	03/01/16 13:09	03/02/16 19:48	1
Benzaldehyde	68	U	390	68	ug/Kg	☼	03/01/16 13:09	03/02/16 19:48	1
Benzo[a]anthracene	**240**	**J**	390	32	ug/Kg	☼	03/01/16 13:09	03/02/16 19:48	1
Benzo[a]pyrene	**230**	**J**	390	61	ug/Kg	☼	03/01/16 13:09	03/02/16 19:48	1
Benzo[b]fluoranthene	**410**		390	44	ug/Kg	☼	03/01/16 13:09	03/02/16 19:48	1
Benzo[g,h,i]perylene	**210**	**J**	390	26	ug/Kg	☼	03/01/16 13:09	03/02/16 19:48	1
Benzo[k]fluoranthene	**120**	**J**	390	76	ug/Kg	☼	03/01/16 13:09	03/02/16 19:48	1
Bis(2-chloroethoxy)methane	46	U	390	46	ug/Kg	☼	03/01/16 13:09	03/02/16 19:48	1
Bis(2-chloroethyl)ether	53	U	390	53	ug/Kg	☼	03/01/16 13:09	03/02/16 19:48	1
Bis(2-ethylhexyl) phthalate	34	U	390	34	ug/Kg	☼	03/01/16 13:09	03/02/16 19:48	1
Butyl benzyl phthalate	30	U	390	30	ug/Kg	☼	03/01/16 13:09	03/02/16 19:48	1
Caprolactam	77	U	390	77	ug/Kg	☼	03/01/16 13:09	03/02/16 19:48	1
Carbazole	**41**	**J**	390	35	ug/Kg	☼	03/01/16 13:09	03/02/16 19:48	1
Chrysene	**350**	**J**	390	25	ug/Kg	☼	03/01/16 13:09	03/02/16 19:48	1
Dibenz(a,h)anthracene	**49**	**J**	390	46	ug/Kg	☼	03/01/16 13:09	03/02/16 19:48	1
Dibenzofuran	**110**	**J**	390	39	ug/Kg	☼	03/01/16 13:09	03/02/16 19:48	1
Diethyl phthalate	43	U	390	43	ug/Kg	☼	03/01/16 13:09	03/02/16 19:48	1
Dimethyl phthalate	40	U	390	40	ug/Kg	☼	03/01/16 13:09	03/02/16 19:48	1

Client Sample Results

Client: Weston Solutions, Inc.
Project/Site: DAS R34842

TestAmerica Job ID: 680-122192-1
SDG: 680122192

Client Sample ID: C0AC5

Date Collected: 02/23/16 16:00
Date Received: 02/25/16 09:07

Lab Sample ID: 680-122281-78

Matrix: Solid
Percent Solids: 85.3

Method: 8270D - Semivolatile Organic Compounds (GC/MS) (Continued)

Analyte	Result	Qualifier	RL	MDL	Unit	D	Prepared	Analyzed	Dil Fac
Di-n-butyl phthalate	35	U	390	35	ug/Kg	☼	03/01/16 13:09	03/02/16 19:48	1
Di-n-octyl phthalate	34	U	390	34	ug/Kg	☼	03/01/16 13:09	03/02/16 19:48	1
Fluoranthene	**460**		390	37	ug/Kg	☼	03/01/16 13:09	03/02/16 19:48	1
Fluorene	42	U	390	42	ug/Kg	☼	03/01/16 13:09	03/02/16 19:48	1
Hexachlorobenzene	46	U	390	46	ug/Kg	☼	03/01/16 13:09	03/02/16 19:48	1
Hexachlorobutadiene	42	U	390	42	ug/Kg	☼	03/01/16 13:09	03/02/16 19:48	1
Hexachlorocyclopentadiene	48	U	390	48	ug/Kg	☼	03/01/16 13:09	03/02/16 19:48	1
Hexachloroethane	33	U	390	33	ug/Kg	☼	03/01/16 13:09	03/02/16 19:48	1
Indeno[1,2,3-cd]pyrene	**170**	**J**	390	33	ug/Kg	☼	03/01/16 13:09	03/02/16 19:48	1
Isophorone	39	U	390	39	ug/Kg	☼	03/01/16 13:09	03/02/16 19:48	1
Naphthalene	**460**		390	35	ug/Kg	☼	03/01/16 13:09	03/02/16 19:48	1
Nitrobenzene	30	U	390	30	ug/Kg	☼	03/01/16 13:09	03/02/16 19:48	1
N-Nitrosodi-n-propylamine	37	U	390	37	ug/Kg	☼	03/01/16 13:09	03/02/16 19:48	1
N-Nitrosodiphenylamine	39	U	390	39	ug/Kg	☼	03/01/16 13:09	03/02/16 19:48	1
Pentachlorophenol	390	U	2000	390	ug/Kg	☼	03/01/16 13:09	03/02/16 19:48	1
Phenanthrene	**530**		390	32	ug/Kg	☼	03/01/16 13:09	03/02/16 19:48	1
Phenol	40	U	390	40	ug/Kg	☼	03/01/16 13:09	03/02/16 19:48	1
Pyrene	**420**		390	32	ug/Kg	☼	03/01/16 13:09	03/02/16 19:48	1
1,4-Dioxane	140	U	390	140	ug/Kg	☼	03/01/16 13:09	03/02/16 19:48	1

Surrogate	*%Recovery*	*Qualifier*	*Limits*	*Prepared*	*Analyzed*	*Dil Fac*
2,4,6-Tribromophenol	*54*		*45 - 129*	*03/01/16 13:09*	*03/02/16 19:48*	*1*
2-Fluorobiphenyl	*61*		*41 - 116*	*03/01/16 13:09*	*03/02/16 19:48*	*1*
2-Fluorophenol	*52*		*39 - 114*	*03/01/16 13:09*	*03/02/16 19:48*	*1*
Nitrobenzene-d5	*52*		*37 - 115*	*03/01/16 13:09*	*03/02/16 19:48*	*1*
Phenol-d5	*56*		*38 - 122*	*03/01/16 13:09*	*03/02/16 19:48*	*1*
Terphenyl-d14	*60*		*46 - 126*	*03/01/16 13:09*	*03/02/16 19:48*	*1*

Client Sample Results

Client: Weston Solutions, Inc.
Project/Site: DAS R34842

TestAmerica Job ID: 680-122192-1
SDG: 680122192

Client Sample ID: C0AC6

Date Collected: 02/23/16 16:15
Date Received: 02/25/16 09:07

Lab Sample ID: 680-122281-79

Matrix: Solid
Percent Solids: 86.1

Method: 8270D - Semivolatile Organic Compounds (GC/MS)

Analyte	Result	Qualifier	RL	MDL	Unit	D	Prepared	Analyzed	Dil Fac
1,1'-Biphenyl	2000	U	2000	2000	ug/Kg	☼	03/01/16 13:09	03/02/16 20:13	1
1,2,4,5-Tetrachlorobenzene	36	U	380	36	ug/Kg	☼	03/01/16 13:09	03/02/16 20:13	1
2,2'-Oxybis(1-chloropropane)	34	U	380	34	ug/Kg	☼	03/01/16 13:09	03/02/16 20:13	1
2,3,4,6-Tetrachlorophenol	25	U	380	25	ug/Kg	☼	03/01/16 13:09	03/02/16 20:13	1
2,4,5-Trichlorophenol	40	U	380	40	ug/Kg	☼	03/01/16 13:09	03/02/16 20:13	1
2,4,6-Trichlorophenol	33	U	380	33	ug/Kg	☼	03/01/16 13:09	03/02/16 20:13	1
2,4-Dichlorophenol	40	U	380	40	ug/Kg	☼	03/01/16 13:09	03/02/16 20:13	1
2,4-Dimethylphenol	51	U	380	51	ug/Kg	☼	03/01/16 13:09	03/02/16 20:13	1
2,4-Dinitrophenol	950	U	2000	950	ug/Kg	☼	03/01/16 13:09	03/02/16 20:13	1
2,4-Dinitrotoluene	56	U	380	56	ug/Kg	☼	03/01/16 13:09	03/02/16 20:13	1
2,6-Dinitrotoluene	48	U	380	48	ug/Kg	☼	03/01/16 13:09	03/02/16 20:13	1
2-Chloronaphthalene	40	U	380	40	ug/Kg	☼	03/01/16 13:09	03/02/16 20:13	1
2-Chlorophenol	46	U	380	46	ug/Kg	☼	03/01/16 13:09	03/02/16 20:13	1
2-Methylnaphthalene	**59**	**J**	380	44	ug/Kg	☼	03/01/16 13:09	03/02/16 20:13	1
2-Methylphenol	31	U	380	31	ug/Kg	☼	03/01/16 13:09	03/02/16 20:13	1
2-Nitroaniline	52	U	2000	52	ug/Kg	☼	03/01/16 13:09	03/02/16 20:13	1
2-Nitrophenol	47	U	380	47	ug/Kg	☼	03/01/16 13:09	03/02/16 20:13	1
3 & 4 Methylphenol	49	U	380	49	ug/Kg	☼	03/01/16 13:09	03/02/16 20:13	1
3,3'-Dichlorobenzidine	32	U	760	32	ug/Kg	☼	03/01/16 13:09	03/02/16 20:13	1
3-Nitroaniline	53	U	2000	53	ug/Kg	☼	03/01/16 13:09	03/02/16 20:13	1
4,6-Dinitro-2-methylphenol	200	U	2000	200	ug/Kg	☼	03/01/16 13:09	03/02/16 20:13	1
4-Bromophenyl phenyl ether	41	U	380	41	ug/Kg	☼	03/01/16 13:09	03/02/16 20:13	1
4-Chloro-3-methylphenol	40	U	380	40	ug/Kg	☼	03/01/16 13:09	03/02/16 20:13	1
4-Chloroaniline	60	U	760	60	ug/Kg	☼	03/01/16 13:09	03/02/16 20:13	1
4-Chlorophenyl phenyl ether	51	U	380	51	ug/Kg	☼	03/01/16 13:09	03/02/16 20:13	1
4-Nitroaniline	56	U	2000	56	ug/Kg	☼	03/01/16 13:09	03/02/16 20:13	1
4-Nitrophenol	380	U	2000	380	ug/Kg	☼	03/01/16 13:09	03/02/16 20:13	1
Acenaphthene	**220**	**J**	380	47	ug/Kg	☼	03/01/16 13:09	03/02/16 20:13	1
Acenaphthylene	**92**	**J**	380	41	ug/Kg	☼	03/01/16 13:09	03/02/16 20:13	1
Acetophenone	32	U	380	32	ug/Kg	☼	03/01/16 13:09	03/02/16 20:13	1
Anthracene	**720**		380	29	ug/Kg	☼	03/01/16 13:09	03/02/16 20:13	1
Atrazine	26	U	380	26	ug/Kg	☼	03/01/16 13:09	03/02/16 20:13	1
Benzaldehyde	67	U	380	67	ug/Kg	☼	03/01/16 13:09	03/02/16 20:13	1
Benzo[a]anthracene	**2500**		380	31	ug/Kg	☼	03/01/16 13:09	03/02/16 20:13	1
Benzo[a]pyrene	**2300**		380	60	ug/Kg	☼	03/01/16 13:09	03/02/16 20:13	1
Benzo[b]fluoranthene	**3300**		380	44	ug/Kg	☼	03/01/16 13:09	03/02/16 20:13	1
Benzo[g,h,i]perylene	**1600**		380	25	ug/Kg	☼	03/01/16 13:09	03/02/16 20:13	1
Benzo[k]fluoranthene	**1600**		380	75	ug/Kg	☼	03/01/16 13:09	03/02/16 20:13	1
Bis(2-chloroethoxy)methane	45	U	380	45	ug/Kg	☼	03/01/16 13:09	03/02/16 20:13	1
Bis(2-chloroethyl)ether	52	U	380	52	ug/Kg	☼	03/01/16 13:09	03/02/16 20:13	1
Bis(2-ethylhexyl) phthalate	**270**	**J**	380	33	ug/Kg	☼	03/01/16 13:09	03/02/16 20:13	1
Butyl benzyl phthalate	30	U	380	30	ug/Kg	☼	03/01/16 13:09	03/02/16 20:13	1
Caprolactam	76	U	380	76	ug/Kg	☼	03/01/16 13:09	03/02/16 20:13	1
Carbazole	**440**		380	34	ug/Kg	☼	03/01/16 13:09	03/02/16 20:13	1
Chrysene	**2600**		380	24	ug/Kg	☼	03/01/16 13:09	03/02/16 20:13	1
Dibenz(a,h)anthracene	**380**		380	45	ug/Kg	☼	03/01/16 13:09	03/02/16 20:13	1
Dibenzofuran	**170**	**J**	380	38	ug/Kg	☼	03/01/16 13:09	03/02/16 20:13	1
Diethyl phthalate	43	U	380	43	ug/Kg	☼	03/01/16 13:09	03/02/16 20:13	1
Dimethyl phthalate	39	U	380	39	ug/Kg	☼	03/01/16 13:09	03/02/16 20:13	1

Client Sample Results

Client: Weston Solutions, Inc.
Project/Site: DAS R34842

TestAmerica Job ID: 680-122192-1
SDG: 680122192

Client Sample ID: C0AC6

Date Collected: 02/23/16 16:15
Date Received: 02/25/16 09:07

Lab Sample ID: 680-122281-79

Matrix: Solid
Percent Solids: 86.1

Method: 8270D - Semivolatile Organic Compounds (GC/MS) (Continued)

Analyte	Result	Qualifier	RL	MDL	Unit	D	Prepared	Analyzed	Dil Fac
Di-n-butyl phthalate	34	U	380	34	ug/Kg	☼	03/01/16 13:09	03/02/16 20:13	1
Di-n-octyl phthalate	33	U	380	33	ug/Kg	☼	03/01/16 13:09	03/02/16 20:13	1
Fluoranthene	**6100**		380	37	ug/Kg	☼	03/01/16 13:09	03/02/16 20:13	1
Fluorene	**230**	**J**	380	41	ug/Kg	☼	03/01/16 13:09	03/02/16 20:13	1
Hexachlorobenzene	45	U	380	45	ug/Kg	☼	03/01/16 13:09	03/02/16 20:13	1
Hexachlorobutadiene	41	U	380	41	ug/Kg	☼	03/01/16 13:09	03/02/16 20:13	1
Hexachlorocyclopentadiene	47	U	380	47	ug/Kg	☼	03/01/16 13:09	03/02/16 20:13	1
Hexachloroethane	32	U	380	32	ug/Kg	☼	03/01/16 13:09	03/02/16 20:13	1
Indeno[1,2,3-cd]pyrene	**1600**		380	32	ug/Kg	☼	03/01/16 13:09	03/02/16 20:13	1
Isophorone	38	U	380	38	ug/Kg	☼	03/01/16 13:09	03/02/16 20:13	1
Naphthalene	**98**	**J**	380	34	ug/Kg	☼	03/01/16 13:09	03/02/16 20:13	1
Nitrobenzene	30	U	380	30	ug/Kg	☼	03/01/16 13:09	03/02/16 20:13	1
N-Nitrosodi-n-propylamine	37	U	380	37	ug/Kg	☼	03/01/16 13:09	03/02/16 20:13	1
N-Nitrosodiphenylamine	38	U	380	38	ug/Kg	☼	03/01/16 13:09	03/02/16 20:13	1
Pentachlorophenol	380	U	2000	380	ug/Kg	☼	03/01/16 13:09	03/02/16 20:13	1
Phenanthrene	**3100**		380	31	ug/Kg	☼	03/01/16 13:09	03/02/16 20:13	1
Phenol	39	U	380	39	ug/Kg	☼	03/01/16 13:09	03/02/16 20:13	1
Pyrene	**4300**		380	31	ug/Kg	☼	03/01/16 13:09	03/02/16 20:13	1
1,4-Dioxane	140	U	380	140	ug/Kg	☼	03/01/16 13:09	03/02/16 20:13	1

Surrogate	*%Recovery*	*Qualifier*	*Limits*	*Prepared*	*Analyzed*	*Dil Fac*
2,4,6-Tribromophenol	*79*		*45 - 129*	*03/01/16 13:09*	*03/02/16 20:13*	*1*
2-Fluorobiphenyl	*68*		*41 - 116*	*03/01/16 13:09*	*03/02/16 20:13*	*1*
2-Fluorophenol	*65*		*39 - 114*	*03/01/16 13:09*	*03/02/16 20:13*	*1*
Nitrobenzene-d5	*63*		*37 - 115*	*03/01/16 13:09*	*03/02/16 20:13*	*1*
Phenol-d5	*71*		*38 - 122*	*03/01/16 13:09*	*03/02/16 20:13*	*1*
Terphenyl-d14	*73*		*46 - 126*	*03/01/16 13:09*	*03/02/16 20:13*	*1*

Client Sample Results

Client: Weston Solutions, Inc.
Project/Site: DAS R34842

TestAmerica Job ID: 680-122192-1
SDG: 680122192

Client Sample ID: C0AC7

Date Collected: 02/23/16 16:25
Date Received: 02/25/16 09:07

Lab Sample ID: 680-122281-80

Matrix: Solid
Percent Solids: 83.0

Method: 8270D - Semivolatile Organic Compounds (GC/MS)

Analyte	Result	Qualifier	RL	MDL	Unit	D	Prepared	Analyzed	Dil Fac
1,1'-Biphenyl	2000	U	2000	2000	ug/Kg	☼	03/01/16 13:09	03/02/16 20:37	1
1,2,4,5-Tetrachlorobenzene	37	U	400	37	ug/Kg	☼	03/01/16 13:09	03/02/16 20:37	1
2,2'-Oxybis(1-chloropropane)	36	U	400	36	ug/Kg	☼	03/01/16 13:09	03/02/16 20:37	1
2,3,4,6-Tetrachlorophenol	26	U	400	26	ug/Kg	☼	03/01/16 13:09	03/02/16 20:37	1
2,4,5-Trichlorophenol	42	U	400	42	ug/Kg	☼	03/01/16 13:09	03/02/16 20:37	1
2,4,6-Trichlorophenol	35	U	400	35	ug/Kg	☼	03/01/16 13:09	03/02/16 20:37	1
2,4-Dichlorophenol	42	U	400	42	ug/Kg	☼	03/01/16 13:09	03/02/16 20:37	1
2,4-Dimethylphenol	53	U	400	53	ug/Kg	☼	03/01/16 13:09	03/02/16 20:37	1
2,4-Dinitrophenol	990	U	2000	990	ug/Kg	☼	03/01/16 13:09	03/02/16 20:37	1
2,4-Dinitrotoluene	59	U	400	59	ug/Kg	☼	03/01/16 13:09	03/02/16 20:37	1
2,6-Dinitrotoluene	50	U	400	50	ug/Kg	☼	03/01/16 13:09	03/02/16 20:37	1
2-Chloronaphthalene	42	U	400	42	ug/Kg	☼	03/01/16 13:09	03/02/16 20:37	1
2-Chlorophenol	48	U	400	48	ug/Kg	☼	03/01/16 13:09	03/02/16 20:37	1
2-Methylnaphthalene	46	U	400	46	ug/Kg	☼	03/01/16 13:09	03/02/16 20:37	1
2-Methylphenol	32	U	400	32	ug/Kg	☼	03/01/16 13:09	03/02/16 20:37	1
2-Nitroaniline	54	U	2000	54	ug/Kg	☼	03/01/16 13:09	03/02/16 20:37	1
2-Nitrophenol	49	U	400	49	ug/Kg	☼	03/01/16 13:09	03/02/16 20:37	1
3 & 4 Methylphenol	52	U	400	52	ug/Kg	☼	03/01/16 13:09	03/02/16 20:37	1
3,3'-Dichlorobenzidine	34	U	790	34	ug/Kg	☼	03/01/16 13:09	03/02/16 20:37	1
3-Nitroaniline	55	U	2000	55	ug/Kg	☼	03/01/16 13:09	03/02/16 20:37	1
4,6-Dinitro-2-methylphenol	200	U	2000	200	ug/Kg	☼	03/01/16 13:09	03/02/16 20:37	1
4-Bromophenyl phenyl ether	43	U	400	43	ug/Kg	☼	03/01/16 13:09	03/02/16 20:37	1
4-Chloro-3-methylphenol	42	U	400	42	ug/Kg	☼	03/01/16 13:09	03/02/16 20:37	1
4-Chloroaniline	62	U	790	62	ug/Kg	☼	03/01/16 13:09	03/02/16 20:37	1
4-Chlorophenyl phenyl ether	53	U	400	53	ug/Kg	☼	03/01/16 13:09	03/02/16 20:37	1
4-Nitroaniline	59	U	2000	59	ug/Kg	☼	03/01/16 13:09	03/02/16 20:37	1
4-Nitrophenol	400	U	2000	400	ug/Kg	☼	03/01/16 13:09	03/02/16 20:37	1
Acenaphthene	49	U	400	49	ug/Kg	☼	03/01/16 13:09	03/02/16 20:37	1
Acenaphthylene	43	U	400	43	ug/Kg	☼	03/01/16 13:09	03/02/16 20:37	1
Acetophenone	34	U	400	34	ug/Kg	☼	03/01/16 13:09	03/02/16 20:37	1
Anthracene	30	U	400	30	ug/Kg	☼	03/01/16 13:09	03/02/16 20:37	1
Atrazine	28	U	400	28	ug/Kg	☼	03/01/16 13:09	03/02/16 20:37	1
Benzaldehyde	70	U	400	70	ug/Kg	☼	03/01/16 13:09	03/02/16 20:37	1
Benzo[a]anthracene	32	U	400	32	ug/Kg	☼	03/01/16 13:09	03/02/16 20:37	1
Benzo[a]pyrene	62	U	400	62	ug/Kg	☼	03/01/16 13:09	03/02/16 20:37	1
Benzo[b]fluoranthene	46	U	400	46	ug/Kg	☼	03/01/16 13:09	03/02/16 20:37	1
Benzo[g,h,i]perylene	26	U	400	26	ug/Kg	☼	03/01/16 13:09	03/02/16 20:37	1
Benzo[k]fluoranthene	78	U	400	78	ug/Kg	☼	03/01/16 13:09	03/02/16 20:37	1
Bis(2-chloroethoxy)methane	47	U	400	47	ug/Kg	☼	03/01/16 13:09	03/02/16 20:37	1
Bis(2-chloroethyl)ether	54	U	400	54	ug/Kg	☼	03/01/16 13:09	03/02/16 20:37	1
Bis(2-ethylhexyl) phthalate	35	U	400	35	ug/Kg	☼	03/01/16 13:09	03/02/16 20:37	1
Butyl benzyl phthalate	31	U	400	31	ug/Kg	☼	03/01/16 13:09	03/02/16 20:37	1
Caprolactam	79	U	400	79	ug/Kg	☼	03/01/16 13:09	03/02/16 20:37	1
Carbazole	36	U	400	36	ug/Kg	☼	03/01/16 13:09	03/02/16 20:37	1
Chrysene	25	U	400	25	ug/Kg	☼	03/01/16 13:09	03/02/16 20:37	1
Dibenz(a,h)anthracene	47	U	400	47	ug/Kg	☼	03/01/16 13:09	03/02/16 20:37	1
Dibenzofuran	40	U	400	40	ug/Kg	☼	03/01/16 13:09	03/02/16 20:37	1
Diethyl phthalate	44	U	400	44	ug/Kg	☼	03/01/16 13:09	03/02/16 20:37	1
Dimethyl phthalate	41	U	400	41	ug/Kg	☼	03/01/16 13:09	03/02/16 20:37	1

Client Sample Results

Client: Weston Solutions, Inc.
Project/Site: DAS R34842

TestAmerica Job ID: 680-122192-1
SDG: 680122192

Client Sample ID: C0AC7

Date Collected: 02/23/16 16:25
Date Received: 02/25/16 09:07

Lab Sample ID: 680-122281-80

Matrix: Solid
Percent Solids: 83.0

Method: 8270D - Semivolatile Organic Compounds (GC/MS) (Continued)

Analyte	Result	Qualifier	RL	MDL	Unit	D	Prepared	Analyzed	Dil Fac
Di-n-butyl phthalate	36	U	400	36	ug/Kg	☼	03/01/16 13:09	03/02/16 20:37	1
Di-n-octyl phthalate	35	U	400	35	ug/Kg	☼	03/01/16 13:09	03/02/16 20:37	1
Fluoranthene	38	U	400	38	ug/Kg	☼	03/01/16 13:09	03/02/16 20:37	1
Fluorene	43	U	400	43	ug/Kg	☼	03/01/16 13:09	03/02/16 20:37	1
Hexachlorobenzene	47	U	400	47	ug/Kg	☼	03/01/16 13:09	03/02/16 20:37	1
Hexachlorobutadiene	43	U	400	43	ug/Kg	☼	03/01/16 13:09	03/02/16 20:37	1
Hexachlorocyclopentadiene	49	U	400	49	ug/Kg	☼	03/01/16 13:09	03/02/16 20:37	1
Hexachloroethane	34	U	400	34	ug/Kg	☼	03/01/16 13:09	03/02/16 20:37	1
Indeno[1,2,3-cd]pyrene	34	U	400	34	ug/Kg	☼	03/01/16 13:09	03/02/16 20:37	1
Isophorone	40	U	400	40	ug/Kg	☼	03/01/16 13:09	03/02/16 20:37	1
Naphthalene	36	U	400	36	ug/Kg	☼	03/01/16 13:09	03/02/16 20:37	1
Nitrobenzene	31	U	400	31	ug/Kg	☼	03/01/16 13:09	03/02/16 20:37	1
N-Nitrosodi-n-propylamine	38	U	400	38	ug/Kg	☼	03/01/16 13:09	03/02/16 20:37	1
N-Nitrosodiphenylamine	40	U	400	40	ug/Kg	☼	03/01/16 13:09	03/02/16 20:37	1
Pentachlorophenol	400	U	2000	400	ug/Kg	☼	03/01/16 13:09	03/02/16 20:37	1
Phenanthrene	32	U	400	32	ug/Kg	☼	03/01/16 13:09	03/02/16 20:37	1
Phenol	41	U	400	41	ug/Kg	☼	03/01/16 13:09	03/02/16 20:37	1
Pyrene	32	U	400	32	ug/Kg	☼	03/01/16 13:09	03/02/16 20:37	1
1,4-Dioxane	140	U	400	140	ug/Kg	☼	03/01/16 13:09	03/02/16 20:37	1

Surrogate	*%Recovery*	*Qualifier*	*Limits*	*Prepared*	*Analyzed*	*Dil Fac*
2,4,6-Tribromophenol	*84*		*45 - 129*	*03/01/16 13:09*	*03/02/16 20:37*	*1*
2-Fluorobiphenyl	*76*		*41 - 116*	*03/01/16 13:09*	*03/02/16 20:37*	*1*
2-Fluorophenol	*77*		*39 - 114*	*03/01/16 13:09*	*03/02/16 20:37*	*1*
Nitrobenzene-d5	*67*		*37 - 115*	*03/01/16 13:09*	*03/02/16 20:37*	*1*
Phenol-d5	*78*		*38 - 122*	*03/01/16 13:09*	*03/02/16 20:37*	*1*
Terphenyl-d14	*77*		*46 - 126*	*03/01/16 13:09*	*03/02/16 20:37*	*1*

Client Sample Results

Client: Weston Solutions, Inc.
Project/Site: DAS R34842

TestAmerica Job ID: 680-122192-1
SDG: 680122192

Client Sample ID: MC0AC4

Date Collected: 02/23/16 15:55
Date Received: 02/25/16 09:07

Lab Sample ID: 680-122281-86

Matrix: Solid
Percent Solids: 85.4

Method: 6010C - Metals (ICP)

Analyte	Result	Qualifier	RL	MDL	Unit	D	Prepared	Analyzed	Dil Fac
Aluminum	4900		21	3.3	mg/Kg	☼	02/29/16 10:14	03/01/16 20:06	1
Antimony	0.86	U	2.1	0.86	mg/Kg	☼	02/29/16 10:14	03/01/16 20:06	1
Arsenic	2.7		2.1	0.84	mg/Kg	☼	02/29/16 10:14	03/01/16 20:06	1
Barium	35		1.1	0.17	mg/Kg	☼	02/29/16 10:14	03/01/16 20:06	1
Beryllium	0.19	J	0.42	0.011	mg/Kg	☼	02/29/16 10:14	03/01/16 20:06	1
Cadmium	0.11	U	0.53	0.11	mg/Kg	☼	02/29/16 10:14	03/01/16 20:06	1
Calcium	7800	B	53	5.5	mg/Kg	☼	02/29/16 10:14	03/01/16 20:06	1
Chromium	17		1.1	0.22	mg/Kg	☼	02/29/16 10:14	03/01/16 20:06	1
Cobalt	1.4		1.1	0.11	mg/Kg	☼	02/29/16 10:14	03/01/16 20:06	1
Copper	22		2.6	0.18	mg/Kg	☼	02/29/16 10:14	03/01/16 20:06	1
Iron	4600	B	21	5.6	mg/Kg	☼	02/29/16 10:14	03/01/16 20:06	1
Lead	31		1.1	0.36	mg/Kg	☼	02/29/16 10:14	03/01/16 20:06	1
Magnesium	680		53	9.4	mg/Kg	☼	02/29/16 10:14	03/01/16 20:06	1
Manganese	52		1.1	0.11	mg/Kg	☼	02/29/16 10:14	03/01/16 20:06	1
Nickel	3.9	J	4.2	0.40	mg/Kg	☼	02/29/16 10:14	03/01/16 20:06	1
Potassium	480		110	2.6	mg/Kg	☼	02/29/16 10:14	03/01/16 20:06	1
Selenium	1.0	U	2.6	1.0	mg/Kg	☼	02/29/16 10:14	03/01/16 20:06	1
Silver	0.063	U	1.1	0.063	mg/Kg	☼	02/29/16 10:14	03/01/16 20:06	1
Sodium	51	U	210	51	mg/Kg	☼	02/29/16 10:14	03/01/16 20:06	1
Thallium	0.63	U	2.6	0.63	mg/Kg	☼	02/29/16 10:14	03/01/16 20:06	1
Vanadium	11		1.1	0.11	mg/Kg	☼	02/29/16 10:14	03/01/16 20:06	1
Zinc	50		2.1	0.74	mg/Kg	☼	02/29/16 10:14	03/01/16 20:06	1

Method: 7471B - Mercury (CVAA)

Analyte	Result	Qualifier	RL	MDL	Unit	D	Prepared	Analyzed	Dil Fac
Mercury	0.046		0.021	0.0085	mg/Kg	☼	03/03/16 09:05	03/03/16 17:33	1

General Chemistry

Analyte	Result	Qualifier	RL	MDL	Unit	D	Prepared	Analyzed	Dil Fac
Cyanide, Total	0.17	J	0.58	0.15	mg/Kg	☼	03/03/16 06:27	03/03/16 11:41	1

Client Sample Results

Client: Weston Solutions, Inc.
Project/Site: DAS R34842

TestAmerica Job ID: 680-122192-1
SDG: 680122192

Client Sample ID: MC0AC5

Date Collected: 02/23/16 16:00
Date Received: 02/25/16 09:07

Lab Sample ID: 680-122281-87

Matrix: Solid
Percent Solids: 85.3

Method: 6010C - Metals (ICP)

Analyte	Result	Qualifier	RL	MDL	Unit	D	Prepared	Analyzed	Dil Fac
Aluminum	4300		21	3.2	mg/Kg	☼	02/29/16 10:14	03/01/16 20:12	1
Antimony	2.4		2.1	0.84	mg/Kg	☼	02/29/16 10:14	03/01/16 20:12	1
Arsenic	6.5		2.1	0.82	mg/Kg	☼	02/29/16 10:14	03/01/16 20:12	1
Barium	78		1.0	0.16	mg/Kg	☼	02/29/16 10:14	03/01/16 20:12	1
Beryllium	0.36	J	0.41	0.010	mg/Kg	☼	02/29/16 10:14	03/01/16 20:12	1
Cadmium	0.10	U	0.51	0.10	mg/Kg	☼	02/29/16 10:14	03/01/16 20:12	1
Calcium	5800	B	51	5.3	mg/Kg	☼	02/29/16 10:14	03/01/16 20:12	1
Chromium	14		1.0	0.22	mg/Kg	☼	02/29/16 10:14	03/01/16 20:12	1
Cobalt	3.4		1.0	0.10	mg/Kg	☼	02/29/16 10:14	03/01/16 20:12	1
Copper	110		2.6	0.17	mg/Kg	☼	02/29/16 10:14	03/01/16 20:12	1
Iron	16000	B	21	5.4	mg/Kg	☼	02/29/16 10:14	03/01/16 20:12	1
Lead	180		1.0	0.35	mg/Kg	☼	02/29/16 10:14	03/01/16 20:12	1
Magnesium	1800		51	9.2	mg/Kg	☼	02/29/16 10:14	03/01/16 20:12	1
Manganese	100		1.0	0.10	mg/Kg	☼	02/29/16 10:14	03/01/16 20:12	1
Nickel	10		4.1	0.39	mg/Kg	☼	02/29/16 10:14	03/01/16 20:12	1
Potassium	470		100	2.6	mg/Kg	☼	02/29/16 10:14	03/01/16 20:12	1
Selenium	1.0	U	2.6	1.0	mg/Kg	☼	02/29/16 10:14	03/01/16 20:12	1
Silver	0.16	J	1.0	0.062	mg/Kg	☼	02/29/16 10:14	03/01/16 20:12	1
Sodium	49	U	210	49	mg/Kg	☼	02/29/16 10:14	03/01/16 20:12	1
Thallium	0.62	U	2.6	0.62	mg/Kg	☼	02/29/16 10:14	03/01/16 20:12	1
Vanadium	13		1.0	0.10	mg/Kg	☼	02/29/16 10:14	03/01/16 20:12	1
Zinc	80		2.1	0.72	mg/Kg	☼	02/29/16 10:14	03/01/16 20:12	1

Method: 7471B - Mercury (CVAA)

Analyte	Result	Qualifier	RL	MDL	Unit	D	Prepared	Analyzed	Dil Fac
Mercury	0.12		0.022	0.0087	mg/Kg	☼	03/03/16 10:07	03/03/16 18:00	1

General Chemistry

Analyte	Result	Qualifier	RL	MDL	Unit	D	Prepared	Analyzed	Dil Fac
Cyanide, Total	0.20	J	0.56	0.15	mg/Kg	☼	03/03/16 06:27	03/03/16 11:42	1

Client Sample Results

Client: Weston Solutions, Inc.
Project/Site: DAS R34842

TestAmerica Job ID: 680-122192-1
SDG: 680122192

Client Sample ID: MC0AC6

Date Collected: 02/23/16 16:15
Date Received: 02/25/16 09:07

Lab Sample ID: 680-122281-88

Matrix: Solid
Percent Solids: 86.1

Method: 6010C - Metals (ICP)

Analyte	Result	Qualifier	RL	MDL	Unit	D	Prepared	Analyzed	Dil Fac
Aluminum	5900		20	3.1	mg/Kg	☼	02/29/16 10:21	03/01/16 16:47	1
Antimony	0.81	U	2.0	0.81	mg/Kg	☼	02/29/16 10:21	03/01/16 16:47	1
Arsenic	5.9		2.0	0.79	mg/Kg	☼	02/29/16 10:21	03/01/16 16:47	1
Barium	64		0.99	0.16	mg/Kg	☼	02/29/16 10:21	03/01/16 16:47	1
Beryllium	0.37	J	0.40	0.0099	mg/Kg	☼	02/29/16 10:21	03/01/16 16:47	1
Cadmium	0.099	U	0.50	0.099	mg/Kg	☼	02/29/16 10:21	03/01/16 16:47	1
Calcium	34000	B	50	5.2	mg/Kg	☼	02/29/16 10:21	03/01/16 16:47	1
Chromium	16		0.99	0.21	mg/Kg	☼	02/29/16 10:21	03/01/16 16:47	1
Cobalt	3.8		0.99	0.099	mg/Kg	☼	02/29/16 10:21	03/01/16 16:47	1
Copper	47		2.5	0.17	mg/Kg	☼	02/29/16 10:21	03/01/16 16:47	1
Iron	13000		20	5.3	mg/Kg	☼	02/29/16 10:21	03/01/16 16:47	1
Lead	72		0.99	0.34	mg/Kg	☼	02/29/16 10:21	03/01/16 16:47	1
Magnesium	4700		50	8.8	mg/Kg	☼	02/29/16 10:21	03/01/16 16:47	1
Manganese	190		0.99	0.099	mg/Kg	☼	02/29/16 10:21	03/01/16 16:47	1
Nickel	15		4.0	0.38	mg/Kg	☼	02/29/16 10:21	03/01/16 16:47	1
Potassium	1900		99	2.5	mg/Kg	☼	02/29/16 10:21	03/01/16 16:47	1
Selenium	0.96	U	2.5	0.96	mg/Kg	☼	02/29/16 10:21	03/01/16 16:47	1
Silver	0.14	J	0.99	0.060	mg/Kg	☼	02/29/16 10:21	03/01/16 16:47	1
Sodium	1100		200	48	mg/Kg	☼	02/29/16 10:21	03/01/16 16:47	1
Thallium	0.60	U	2.5	0.60	mg/Kg	☼	02/29/16 10:21	03/01/16 16:47	1
Vanadium	20		0.99	0.099	mg/Kg	☼	02/29/16 10:21	03/01/16 16:47	1
Zinc	110		2.0	0.69	mg/Kg	☼	02/29/16 10:21	03/01/16 16:47	1

Method: 7471B - Mercury (CVAA)

Analyte	Result	Qualifier	RL	MDL	Unit	D	Prepared	Analyzed	Dil Fac
Mercury	0.16		0.023	0.0091	mg/Kg	☼	03/03/16 10:07	03/03/16 18:03	1

General Chemistry

Analyte	Result	Qualifier	RL	MDL	Unit	D	Prepared	Analyzed	Dil Fac
Cyanide, Total	0.16	J	0.57	0.15	mg/Kg	☼	03/03/16 06:27	03/03/16 11:44	1

Client Sample Results

Client: Weston Solutions, Inc.
Project/Site: DAS R34842

TestAmerica Job ID: 680-122192-1
SDG: 680122192

Client Sample ID: MC0AC7

Date Collected: 02/23/16 16:25
Date Received: 02/25/16 09:07

Lab Sample ID: 680-122281-89

Matrix: Solid
Percent Solids: 83.0

Method: 6010C - Metals (ICP)

Analyte	Result	Qualifier	RL	MDL	Unit	D	Prepared	Analyzed	Dil Fac
Aluminum	6400		21	3.2	mg/Kg	☼	02/29/16 10:21	03/01/16 16:16	1
Antimony	0.84	U	2.1	0.84	mg/Kg	☼	02/29/16 10:21	03/01/16 16:16	1
Arsenic	4.4		2.1	0.82	mg/Kg	☼	02/29/16 10:21	03/01/16 16:16	1
Barium	19		1.0	0.16	mg/Kg	☼	02/29/16 10:21	03/01/16 16:16	1
Beryllium	0.24	J	0.41	0.010	mg/Kg	☼	02/29/16 10:21	03/01/16 16:16	1
Cadmium	0.10	U	0.51	0.10	mg/Kg	☼	02/29/16 10:21	03/01/16 16:16	1
Calcium	12000	B	51	5.4	mg/Kg	☼	02/29/16 10:21	03/01/16 16:16	1
Chromium	14		1.0	0.22	mg/Kg	☼	02/29/16 10:21	03/01/16 16:16	1
Cobalt	5.5		1.0	0.10	mg/Kg	☼	02/29/16 10:21	03/01/16 16:16	1
Copper	23		2.6	0.17	mg/Kg	☼	02/29/16 10:21	03/01/16 16:16	1
Iron	18000		21	5.5	mg/Kg	☼	02/29/16 10:21	03/01/16 16:16	1
Lead	39		1.0	0.35	mg/Kg	☼	02/29/16 10:21	03/01/16 16:16	1
Magnesium	5200		51	9.2	mg/Kg	☼	02/29/16 10:21	03/01/16 16:16	1
Manganese	310		1.0	0.10	mg/Kg	☼	02/29/16 10:21	03/01/16 16:16	1
Nickel	18		4.1	0.39	mg/Kg	☼	02/29/16 10:21	03/01/16 16:16	1
Potassium	1100		100	2.6	mg/Kg	☼	02/29/16 10:21	03/01/16 16:16	1
Selenium	1.0	U	2.6	1.0	mg/Kg	☼	02/29/16 10:21	03/01/16 16:16	1
Silver	0.062	U	1.0	0.062	mg/Kg	☼	02/29/16 10:21	03/01/16 16:16	1
Sodium	1100		210	49	mg/Kg	☼	02/29/16 10:21	03/01/16 16:16	1
Thallium	0.62	U	2.6	0.62	mg/Kg	☼	02/29/16 10:21	03/01/16 16:16	1
Vanadium	38		1.0	0.10	mg/Kg	☼	02/29/16 10:21	03/01/16 16:16	1
Zinc	30		2.1	0.72	mg/Kg	☼	02/29/16 10:21	03/01/16 16:16	1

Method: 7471B - Mercury (CVAA)

Analyte	Result	Qualifier	RL	MDL	Unit	D	Prepared	Analyzed	Dil Fac
Mercury	0.11		0.023	0.0091	mg/Kg	☼	03/03/16 10:07	03/03/16 18:06	1

General Chemistry

Analyte	Result	Qualifier	RL	MDL	Unit	D	Prepared	Analyzed	Dil Fac
Cyanide, Total	0.16	U	0.60	0.16	mg/Kg	☼	03/03/16 06:27	03/03/16 11:45	1

Method: 8260B - Volatile Organic Compounds (GC/MS)

Lab Sample ID: MB 680-422816/7
Matrix: Solid
Analysis Batch: 422816

Client Sample ID: Method Blank
Prep Type: Total/NA

Analyte	MB Result	MB Qualifier	RL	MDL	Unit	D	Prepared	Analyzed	Dil Fac
1,2-Dibromo-3-Chloropropane	4.4	U	10	4.4	ug/Kg			02/25/16 12:09	1
1,2-Dibromoethane	1.5	U	5.0	1.5	ug/Kg			02/25/16 12:09	1
1,2-Dichlorobenzene	1.3	U	5.0	1.3	ug/Kg			02/25/16 12:09	1
1,3-Dichlorobenzene	1.6	U	5.0	1.6	ug/Kg			02/25/16 12:09	1
2-Butanone (MEK)	2.4	U	25	2.4	ug/Kg			02/25/16 12:09	1
1,4-Dichlorobenzene	0.74	U	5.0	0.74	ug/Kg			02/25/16 12:09	1
2-Chlorotoluene	2.0	U	5.0	2.0	ug/Kg			02/25/16 12:09	1
1,1-Dichloroethane	1.1	U	5.0	1.1	ug/Kg			02/25/16 12:09	1
1,2-Dichloroethane	1.1	U	5.0	1.1	ug/Kg			02/25/16 12:09	1
4-Chlorotoluene	1.7	U	5.0	1.7	ug/Kg			02/25/16 12:09	1
Acetone	11	U	50	11	ug/Kg			02/25/16 12:09	1
1,2-Dichloroethene, Total	0.63	U	10	0.63	ug/Kg			02/25/16 12:09	1
Benzene	0.73	U	5.0	0.73	ug/Kg			02/25/16 12:09	1
1,1-Dichloroethene	1.5	U	5.0	1.5	ug/Kg			02/25/16 12:09	1
Bromobenzene	1.7	U	5.0	1.7	ug/Kg			02/25/16 12:09	1
1,2-Dichloropropane	0.86	U	5.0	0.86	ug/Kg			02/25/16 12:09	1
Bromochloromethane	3.3	U	5.0	3.3	ug/Kg			02/25/16 12:09	1
1,3-Dichloropropane	1.8	U	5.0	1.8	ug/Kg			02/25/16 12:09	1
Bromodichloromethane	0.97	U	5.0	0.97	ug/Kg			02/25/16 12:09	1
2,2-Dichloropropane	1.1	U	5.0	1.1	ug/Kg			02/25/16 12:09	1
Bromoform	1.5	U	5.0	1.5	ug/Kg			02/25/16 12:09	1
1,1-Dichloropropene	0.95	U	5.0	0.95	ug/Kg			02/25/16 12:09	1
Bromomethane	1.5	U	5.0	1.5	ug/Kg			02/25/16 12:09	1
Carbon disulfide	1.1	U	5.0	1.1	ug/Kg			02/25/16 12:09	1
Carbon tetrachloride	0.83	U	5.0	0.83	ug/Kg			02/25/16 12:09	1
Chlorobenzene	0.96	U	5.0	0.96	ug/Kg			02/25/16 12:09	1
2-Hexanone	3.3	U	25	3.3	ug/Kg			02/25/16 12:09	1
Chloroethane	2.7	U	5.0	2.7	ug/Kg			02/25/16 12:09	1
Chloroform	1.1	U	5.0	1.1	ug/Kg			02/25/16 12:09	1
Chloromethane	1.21	J	5.0	1.0	ug/Kg			02/25/16 12:09	1
cis-1,2-Dichloroethene	1.4	U	5.0	1.4	ug/Kg			02/25/16 12:09	1
4-Methyl-2-pentanone	4.2	U	25	4.2	ug/Kg			02/25/16 12:09	1
cis-1,3-Dichloropropene	0.83	U	5.0	0.83	ug/Kg			02/25/16 12:09	1
Dibromochloromethane	1.7	U	5.0	1.7	ug/Kg			02/25/16 12:09	1
1,1,1,2-Tetrachloroethane	2.4	U	5.0	2.4	ug/Kg			02/25/16 12:09	1
Dibromomethane	1.7	U	5.0	1.7	ug/Kg			02/25/16 12:09	1
1,1,2,2-Tetrachloroethane	1.6	U	5.0	1.6	ug/Kg			02/25/16 12:09	1
Dichlorodifluoromethane	0.94	U	5.0	0.94	ug/Kg			02/25/16 12:09	1
Ethylbenzene	1.3	U	5.0	1.3	ug/Kg			02/25/16 12:09	1
Isopropylbenzene	1.9	U	5.0	1.9	ug/Kg			02/25/16 12:09	1
1,2,3-Trichlorobenzene	1.6	U	5.0	1.6	ug/Kg			02/25/16 12:09	1
Methyl tert-butyl ether	1.0	U	5.0	1.0	ug/Kg			02/25/16 12:09	1
1,2,4-Trichlorobenzene	0.89	U	5.0	0.89	ug/Kg			02/25/16 12:09	1
1,1,1-Trichloroethane	0.59	U	5.0	0.59	ug/Kg			02/25/16 12:09	1
Methylene Chloride	0.98	U	5.0	0.98	ug/Kg			02/25/16 12:09	1
1,1,2-Trichloroethane	1.3	U	5.0	1.3	ug/Kg			02/25/16 12:09	1
n-Butylbenzene	2.4	U	5.0	2.4	ug/Kg			02/25/16 12:09	1
N-Propylbenzene	2.7	U	5.0	2.7	ug/Kg			02/25/16 12:09	1

Method: 8260B - Volatile Organic Compounds (GC/MS) (Continued)

Lab Sample ID: MB 680-422816/7
Matrix: Solid
Analysis Batch: 422816

Client Sample ID: Method Blank
Prep Type: Total/NA

Analyte	MB Result	MB Qualifier	RL	MDL	Unit	D	Prepared	Analyzed	Dil Fac
1,2,3-Trichloropropane	2.4	U	5.0	2.4	ug/Kg			02/25/16 12:09	1
1,1,2-Trichloro-1,2,2-trifluoroethane	1.3	U	5.0	1.3	ug/Kg			02/25/16 12:09	1
p-Isopropyltoluene	2.2	U	5.0	2.2	ug/Kg			02/25/16 12:09	1
1,2,4-Trimethylbenzene	1.4	U	5.0	1.4	ug/Kg			02/25/16 12:09	1
sec-Butylbenzene	2.1	U	5.0	2.1	ug/Kg			02/25/16 12:09	1
1,3,5-Trimethylbenzene	1.7	U	5.0	1.7	ug/Kg			02/25/16 12:09	1
Styrene	0.93	U	5.0	0.93	ug/Kg			02/25/16 12:09	1
tert-Butylbenzene	1.8	U	5.0	1.8	ug/Kg			02/25/16 12:09	1
Tetrachloroethene	1.9	U	5.0	1.9	ug/Kg			02/25/16 12:09	1
o-Xylene	1.1	U	5.0	1.1	ug/Kg			02/25/16 12:09	1
Toluene	0.84	U	5.0	0.84	ug/Kg			02/25/16 12:09	1
m-Xylene & p-Xylene	2.6	U	5.0	2.6	ug/Kg			02/25/16 12:09	1
trans-1,2-Dichloroethene	0.63	U	5.0	0.63	ug/Kg			02/25/16 12:09	1
trans-1,3-Dichloropropene	0.87	U	5.0	0.87	ug/Kg			02/25/16 12:09	1
Trichloroethene	1.3	U	5.0	1.3	ug/Kg			02/25/16 12:09	1
Cyclohexane	1.3	U	5.0	1.3	ug/Kg			02/25/16 12:09	1
Trichlorofluoromethane	1.2	U	5.0	1.2	ug/Kg			02/25/16 12:09	1
Methylcyclohexane	0.86	U	5.0	0.86	ug/Kg			02/25/16 12:09	1
Vinyl acetate	2.5	U	10	2.5	ug/Kg			02/25/16 12:09	1
Vinyl chloride	1.5	U	5.0	1.5	ug/Kg			02/25/16 12:09	1
Xylenes, Total	1.1	U	10	1.1	ug/Kg			02/25/16 12:09	1
Methyl acetate	5.0	U	25	5.0	ug/Kg			02/25/16 12:09	1

Surrogate	*MB %Recovery*	*MB Qualifier*	*Limits*	*Prepared*	*Analyzed*	*Dil Fac*
Toluene-d8 (Surr)	*86*		*70 - 130*		*02/25/16 12:09*	*1*
1,2-Dichloroethane-d4 (Surr)	*90*		*70 - 130*		*02/25/16 12:09*	*1*
Dibromofluoromethane (Surr)	*87*		*70 - 130*		*02/25/16 12:09*	*1*
4-Bromofluorobenzene (Surr)	*95*		*70 - 130*		*02/25/16 12:09*	*1*

Lab Sample ID: LCS 680-422816/3
Matrix: Solid
Analysis Batch: 422816

Client Sample ID: Lab Control Sample
Prep Type: Total/NA

Analyte	Spike Added	LCS Result	LCS Qualifier	Unit	D	%Rec	%Rec. Limits
1,2-Dibromo-3-Chloropropane	49.6	43.4		ug/Kg		87	40 - 160
1,2-Dibromoethane	49.6	44.4		ug/Kg		90	70 - 130
1,2-Dichlorobenzene	49.6	48.1		ug/Kg		97	70 - 130
1,3-Dichlorobenzene	49.6	47.7		ug/Kg		96	70 - 130
2-Butanone (MEK)	248	208		ug/Kg		84	40 - 160
1,4-Dichlorobenzene	49.6	49.2		ug/Kg		99	70 - 130
2-Chlorotoluene	49.6	47.2		ug/Kg		95	70 - 130
1,1-Dichloroethane	49.6	46.5		ug/Kg		94	70 - 130
1,2-Dichloroethane	49.6	45.8		ug/Kg		92	70 - 130
4-Chlorotoluene	49.6	46.8		ug/Kg		94	70 - 130
Acetone	248	210		ug/Kg		84	40 - 160
1,2-Dichloroethene, Total	99.2	92.9		ug/Kg		94	70 - 130
Benzene	49.6	45.7		ug/Kg		92	70 - 130
1,1-Dichloroethene	49.6	48.8		ug/Kg		98	70 - 130

Method: 8260B - Volatile Organic Compounds (GC/MS) (Continued)

Lab Sample ID: LCS 680-422816/3
Matrix: Solid
Analysis Batch: 422816

Client Sample ID: Lab Control Sample
Prep Type: Total/NA

Analyte	Spike Added	LCS Result	LCS Qualifier	Unit	D	%Rec	%Rec. Limits
Bromobenzene	49.6	45.4		ug/Kg		92	70 - 130
1,2-Dichloropropane	49.6	45.9		ug/Kg		93	70 - 130
Bromochloromethane	49.6	46.2		ug/Kg		93	70 - 130
1,3-Dichloropropane	49.6	44.5		ug/Kg		90	70 - 130
Bromodichloromethane	49.6	45.9		ug/Kg		93	70 - 130
2,2-Dichloropropane	49.6	48.1		ug/Kg		97	70 - 130
Bromoform	49.6	44.7		ug/Kg		90	70 - 130
1,1-Dichloropropene	49.6	48.3		ug/Kg		97	70 - 130
Bromomethane	49.6	49.9		ug/Kg		101	40 - 160
Carbon disulfide	49.6	46.2		ug/Kg		93	40 - 160
Carbon tetrachloride	49.6	46.9		ug/Kg		95	70 - 130
Chlorobenzene	49.6	46.6		ug/Kg		94	70 - 130
2-Hexanone	248	202		ug/Kg		81	40 - 160
Chloroethane	49.6	46.7		ug/Kg		94	40 - 160
Chloroform	49.6	46.1		ug/Kg		93	70 - 130
Chloromethane	49.6	60.9		ug/Kg		123	40 - 160
cis-1,2-Dichloroethene	49.6	46.5		ug/Kg		94	70 - 130
4-Methyl-2-pentanone	248	207		ug/Kg		83	40 - 160
cis-1,3-Dichloropropene	49.6	46.5		ug/Kg		94	70 - 130
Dibromochloromethane	49.6	44.8		ug/Kg		90	70 - 130
1,1,1,2-Tetrachloroethane	49.6	46.2		ug/Kg		93	70 - 130
Dibromomethane	49.6	44.9		ug/Kg		90	70 - 130
1,1,2,2-Tetrachloroethane	49.6	42.8		ug/Kg		86	70 - 130
Dichlorodifluoromethane	49.6	48.8		ug/Kg		98	40 - 160
Ethylbenzene	49.6	47.7		ug/Kg		96	70 - 130
Isopropylbenzene	49.6	48.0		ug/Kg		97	70 - 130
1,2,3-Trichlorobenzene	49.6	48.9		ug/Kg		98	70 - 130
Methyl tert-butyl ether	49.6	45.3		ug/Kg		91	70 - 130
1,2,4-Trichlorobenzene	49.6	49.2		ug/Kg		99	70 - 130
1,1,1-Trichloroethane	49.6	47.1		ug/Kg		95	70 - 130
Methylene Chloride	49.6	46.3		ug/Kg		93	70 - 130
1,1,2-Trichloroethane	49.6	43.9		ug/Kg		89	70 - 130
n-Butylbenzene	49.6	51.5		ug/Kg		104	70 - 130
N-Propylbenzene	49.6	48.2		ug/Kg		97	70 - 130
1,2,3-Trichloropropane	49.6	42.3		ug/Kg		85	70 - 130
1,1,2-Trichloro-1,2,2-trifluoroetha ne	49.6	47.9		ug/Kg		97	70 - 130
p-Isopropyltoluene	49.6	50.3		ug/Kg		101	70 - 130
1,2,4-Trimethylbenzene	49.6	47.7		ug/Kg		96	70 - 130
sec-Butylbenzene	49.6	47.8		ug/Kg		96	70 - 130
1,3,5-Trimethylbenzene	49.6	48.0		ug/Kg		97	70 - 130
Styrene	49.6	47.8		ug/Kg		96	70 - 130
tert-Butylbenzene	49.6	47.4		ug/Kg		96	70 - 130
Tetrachloroethene	49.6	46.8		ug/Kg		94	70 - 130
o-Xylene	49.6	48.8		ug/Kg		98	70 - 130
Toluene	49.6	46.3		ug/Kg		93	70 - 130
m-Xylene & p-Xylene	49.6	48.3		ug/Kg		97	70 - 130
trans-1,2-Dichloroethene	49.6	46.3		ug/Kg		93	70 - 130

Method: 8260B - Volatile Organic Compounds (GC/MS) (Continued)

Lab Sample ID: LCS 680-422816/3
Matrix: Solid
Analysis Batch: 422816

Client Sample ID: Lab Control Sample
Prep Type: Total/NA

Analyte	Spike Added	LCS Result	LCS Qualifier	Unit	D	%Rec	%Rec. Limits
trans-1,3-Dichloropropene	49.6	46.1		ug/Kg		93	70 - 130
Trichloroethene	49.6	44.8		ug/Kg		90	70 - 130
Cyclohexane	49.6	49.6		ug/Kg		100	70 - 130
Trichlorofluoromethane	49.6	49.1		ug/Kg		99	40 - 160
Methylcyclohexane	49.6	49.6		ug/Kg		100	70 - 130
Vinyl acetate	99.2	101		ug/Kg		102	70 - 130
Vinyl chloride	49.6	49.6		ug/Kg		100	70 - 130
Xylenes, Total	99.2	97.1		ug/Kg		98	70 - 130
Methyl acetate	248	215		ug/Kg		87	70 - 130

Surrogate	*LCS %Recovery*	*LCS Qualifier*	*Limits*
Toluene-d8 (Surr)	*93*		*70 - 130*
1,2-Dichloroethane-d4 (Surr)	*92*		*70 - 130*
Dibromofluoromethane (Surr)	*92*		*70 - 130*
4-Bromofluorobenzene (Surr)	*98*		*70 - 130*

Lab Sample ID: LCSD 680-422816/4
Matrix: Solid
Analysis Batch: 422816

Client Sample ID: Lab Control Sample Dup
Prep Type: Total/NA

Analyte	Spike Added	LCSD Result	LCSD Qualifier	Unit	D	%Rec	%Rec. Limits	RPD	RPD Limit
1,2-Dibromo-3-Chloropropane	49.0	46.8		ug/Kg		95	40 - 160	8	20
1,2-Dibromoethane	49.0	45.4		ug/Kg		93	70 - 130	2	20
1,2-Dichlorobenzene	49.0	49.0		ug/Kg		100	70 - 130	2	20
1,3-Dichlorobenzene	49.0	48.4		ug/Kg		99	70 - 130	1	20
2-Butanone (MEK)	245	226		ug/Kg		92	40 - 160	8	20
1,4-Dichlorobenzene	49.0	49.8		ug/Kg		102	70 - 130	1	20
2-Chlorotoluene	49.0	47.7		ug/Kg		97	70 - 130	1	20
1,1-Dichloroethane	49.0	46.9		ug/Kg		96	70 - 130	1	20
1,2-Dichloroethane	49.0	47.0		ug/Kg		96	70 - 130	3	20
4-Chlorotoluene	49.0	47.3		ug/Kg		96	70 - 130	1	20
Acetone	245	225		ug/Kg		92	40 - 160	7	20
1,2-Dichloroethene, Total	98.0	93.1		ug/Kg		95	70 - 130	0	20
Benzene	49.0	46.3		ug/Kg		94	70 - 130	1	20
1,1-Dichloroethene	49.0	48.3		ug/Kg		98	70 - 130	1	20
Bromobenzene	49.0	47.0		ug/Kg		96	70 - 130	3	20
1,2-Dichloropropane	49.0	46.9		ug/Kg		96	70 - 130	2	20
Bromochloromethane	49.0	46.7		ug/Kg		95	70 - 130	1	20
1,3-Dichloropropane	49.0	46.2		ug/Kg		94	70 - 130	4	20
Bromodichloromethane	49.0	46.6		ug/Kg		95	70 - 130	1	20
2,2-Dichloropropane	49.0	48.2		ug/Kg		98	70 - 130	0	20
Bromoform	49.0	45.7		ug/Kg		93	70 - 130	2	20
1,1-Dichloropropene	49.0	49.0		ug/Kg		100	70 - 130	2	20
Bromomethane	49.0	51.4		ug/Kg		105	40 - 160	3	20
Carbon disulfide	49.0	46.6		ug/Kg		95	40 - 160	1	20
Carbon tetrachloride	49.0	47.6		ug/Kg		97	70 - 130	1	20
Chlorobenzene	49.0	47.6		ug/Kg		97	70 - 130	2	20
2-Hexanone	245	216		ug/Kg		88	40 - 160	7	20

Method: 8260B - Volatile Organic Compounds (GC/MS) (Continued)

Lab Sample ID: LCSD 680-422816/4
Matrix: Solid
Analysis Batch: 422816

Client Sample ID: Lab Control Sample Dup
Prep Type: Total/NA

Analyte	Spike Added	LCSD Result	LCSD Qualifier	Unit	D	%Rec	%Rec. Limits	RPD	RPD Limit
Chloroethane	49.0	48.6		ug/Kg		99	40 - 160	4	20
Chloroform	49.0	46.6		ug/Kg		95	70 - 130	1	20
Chloromethane	49.0	63.0		ug/Kg		128	40 - 160	3	20
cis-1,2-Dichloroethene	49.0	47.1		ug/Kg		96	70 - 130	1	20
4-Methyl-2-pentanone	245	218		ug/Kg		89	40 - 160	6	20
cis-1,3-Dichloropropene	49.0	47.4		ug/Kg		97	70 - 130	2	20
Dibromochloromethane	49.0	45.5		ug/Kg		93	70 - 130	2	20
1,1,1,2-Tetrachloroethane	49.0	46.7		ug/Kg		95	70 - 130	1	20
Dibromomethane	49.0	45.2		ug/Kg		92	70 - 130	1	20
1,1,2,2-Tetrachloroethane	49.0	45.0		ug/Kg		92	70 - 130	5	20
Dichlorodifluoromethane	49.0	49.0		ug/Kg		100	40 - 160	0	20
Ethylbenzene	49.0	48.9		ug/Kg		100	70 - 130	2	20
Isopropylbenzene	49.0	49.1		ug/Kg		100	70 - 130	2	20
1,2,3-Trichlorobenzene	49.0	50.5		ug/Kg		103	70 - 130	3	20
Methyl tert-butyl ether	49.0	46.5		ug/Kg		95	70 - 130	3	20
1,2,4-Trichlorobenzene	49.0	50.4		ug/Kg		103	70 - 130	2	20
1,1,1-Trichloroethane	49.0	47.8		ug/Kg		97	70 - 130	1	20
Methylene Chloride	49.0	47.2		ug/Kg		96	70 - 130	2	20
1,1,2-Trichloroethane	49.0	46.0		ug/Kg		94	70 - 130	5	20
n-Butylbenzene	49.0	51.6		ug/Kg		105	70 - 130	0	20
N-Propylbenzene	49.0	48.6		ug/Kg		99	70 - 130	1	20
1,2,3-Trichloropropane	49.0	44.5		ug/Kg		91	70 - 130	5	20
1,1,2-Trichloro-1,2,2-trifluoroetha ne	49.0	47.7		ug/Kg		97	70 - 130	1	20
p-Isopropyltoluene	49.0	50.8		ug/Kg		104	70 - 130	1	20
1,2,4-Trimethylbenzene	49.0	47.7		ug/Kg		97	70 - 130	0	20
sec-Butylbenzene	49.0	48.1		ug/Kg		98	70 - 130	1	20
1,3,5-Trimethylbenzene	49.0	48.3		ug/Kg		98	70 - 130	1	20
Styrene	49.0	48.7		ug/Kg		99	70 - 130	2	20
tert-Butylbenzene	49.0	47.9		ug/Kg		98	70 - 130	1	20
Tetrachloroethene	49.0	46.0		ug/Kg		94	70 - 130	2	20
o-Xylene	49.0	48.9		ug/Kg		100	70 - 130	0	20
Toluene	49.0	46.7		ug/Kg		95	70 - 130	1	20
m-Xylene & p-Xylene	49.0	48.8		ug/Kg		100	70 - 130	1	20
trans-1,2-Dichloroethene	49.0	46.0		ug/Kg		94	70 - 130	1	20
trans-1,3-Dichloropropene	49.0	47.1		ug/Kg		96	70 - 130	2	20
Trichloroethene	49.0	45.8		ug/Kg		93	70 - 130	2	20
Cyclohexane	49.0	49.3		ug/Kg		100	70 - 130	1	20
Trichlorofluoromethane	49.0	49.3		ug/Kg		100	40 - 160	0	20
Methylcyclohexane	49.0	50.3		ug/Kg		103	70 - 130	1	20
Vinyl acetate	98.0	103		ug/Kg		105	70 - 130	2	20
Vinyl chloride	49.0	50.2		ug/Kg		102	70 - 130	1	20
Xylenes, Total	98.0	97.7		ug/Kg		100	70 - 130	1	20
Methyl acetate	245	226		ug/Kg		92	70 - 130	5	20

Surrogate	*LCSD %Recovery*	*LCSD Qualifier*	*Limits*
Toluene-d8 (Surr)	*96*		*70 - 130*
1,2-Dichloroethane-d4 (Surr)	*94*		*70 - 130*

Method: 8260B - Volatile Organic Compounds (GC/MS) (Continued)

Lab Sample ID: LCSD 680-422816/4
Matrix: Solid
Analysis Batch: 422816

Client Sample ID: Lab Control Sample Dup
Prep Type: Total/NA

Surrogate	*LCSD %Recovery*	*LCSD Qualifier*	*Limits*
Dibromofluoromethane (Surr)	*94*		*70 - 130*
4-Bromofluorobenzene (Surr)	*101*		*70 - 130*

Lab Sample ID: MB 680-423205/7
Matrix: Solid
Analysis Batch: 423205

Client Sample ID: Method Blank
Prep Type: Total/NA

Analyte	MB Result	MB Qualifier	RL	MDL	Unit	D	Prepared	Analyzed	Dil Fac
1,2-Dibromo-3-Chloropropane	4.4	U	10	4.4	ug/Kg			02/28/16 12:57	1
1,2-Dibromoethane	1.5	U	5.0	1.5	ug/Kg			02/28/16 12:57	1
1,2-Dichlorobenzene	1.3	U	5.0	1.3	ug/Kg			02/28/16 12:57	1
1,3-Dichlorobenzene	1.6	U	5.0	1.6	ug/Kg			02/28/16 12:57	1
2-Butanone (MEK)	2.4	U	25	2.4	ug/Kg			02/28/16 12:57	1
1,4-Dichlorobenzene	0.74	U	5.0	0.74	ug/Kg			02/28/16 12:57	1
2-Chlorotoluene	2.0	U	5.0	2.0	ug/Kg			02/28/16 12:57	1
1,1-Dichloroethane	1.1	U	5.0	1.1	ug/Kg			02/28/16 12:57	1
1,2-Dichloroethane	1.1	U	5.0	1.1	ug/Kg			02/28/16 12:57	1
4-Chlorotoluene	1.7	U	5.0	1.7	ug/Kg			02/28/16 12:57	1
Acetone	11	U	50	11	ug/Kg			02/28/16 12:57	1
1,2-Dichloroethene, Total	0.63	U	10	0.63	ug/Kg			02/28/16 12:57	1
Benzene	0.73	U	5.0	0.73	ug/Kg			02/28/16 12:57	1
1,1-Dichloroethene	1.5	U	5.0	1.5	ug/Kg			02/28/16 12:57	1
Bromobenzene	1.7	U	5.0	1.7	ug/Kg			02/28/16 12:57	1
1,2-Dichloropropane	0.86	U	5.0	0.86	ug/Kg			02/28/16 12:57	1
Bromochloromethane	3.3	U	5.0	3.3	ug/Kg			02/28/16 12:57	1
1,3-Dichloropropane	1.8	U	5.0	1.8	ug/Kg			02/28/16 12:57	1
Bromodichloromethane	0.97	U	5.0	0.97	ug/Kg			02/28/16 12:57	1
2,2-Dichloropropane	1.1	U	5.0	1.1	ug/Kg			02/28/16 12:57	1
Bromoform	1.5	U	5.0	1.5	ug/Kg			02/28/16 12:57	1
1,1-Dichloropropene	0.95	U	5.0	0.95	ug/Kg			02/28/16 12:57	1
Bromomethane	1.5	U	5.0	1.5	ug/Kg			02/28/16 12:57	1
Carbon disulfide	1.1	U	5.0	1.1	ug/Kg			02/28/16 12:57	1
Carbon tetrachloride	0.83	U	5.0	0.83	ug/Kg			02/28/16 12:57	1
Chlorobenzene	0.96	U	5.0	0.96	ug/Kg			02/28/16 12:57	1
2-Hexanone	3.3	U	25	3.3	ug/Kg			02/28/16 12:57	1
Chloroethane	2.7	U	5.0	2.7	ug/Kg			02/28/16 12:57	1
Chloroform	1.1	U	5.0	1.1	ug/Kg			02/28/16 12:57	1
Chloromethane	1.36	J	5.0	1.0	ug/Kg			02/28/16 12:57	1
cis-1,2-Dichloroethene	1.4	U	5.0	1.4	ug/Kg			02/28/16 12:57	1
4-Methyl-2-pentanone	4.2	U	25	4.2	ug/Kg			02/28/16 12:57	1
cis-1,3-Dichloropropene	0.83	U	5.0	0.83	ug/Kg			02/28/16 12:57	1
Dibromochloromethane	1.7	U	5.0	1.7	ug/Kg			02/28/16 12:57	1
1,1,1,2-Tetrachloroethane	2.4	U	5.0	2.4	ug/Kg			02/28/16 12:57	1
Dibromomethane	1.7	U	5.0	1.7	ug/Kg			02/28/16 12:57	1
1,1,2,2-Tetrachloroethane	1.6	U	5.0	1.6	ug/Kg			02/28/16 12:57	1
Dichlorodifluoromethane	0.94	U	5.0	0.94	ug/Kg			02/28/16 12:57	1
Ethylbenzene	1.3	U	5.0	1.3	ug/Kg			02/28/16 12:57	1
Isopropylbenzene	1.9	U	5.0	1.9	ug/Kg			02/28/16 12:57	1

Method: 8260B - Volatile Organic Compounds (GC/MS) (Continued)

Lab Sample ID: MB 680-423205/7
Matrix: Solid
Analysis Batch: 423205

Client Sample ID: Method Blank
Prep Type: Total/NA

Analyte	MB Result	MB Qualifier	RL	MDL	Unit	D	Prepared	Analyzed	Dil Fac
1,2,3-Trichlorobenzene	1.6	U	5.0	1.6	ug/Kg			02/28/16 12:57	1
Methyl tert-butyl ether	1.0	U	5.0	1.0	ug/Kg			02/28/16 12:57	1
1,2,4-Trichlorobenzene	0.89	U	5.0	0.89	ug/Kg			02/28/16 12:57	1
1,1,1-Trichloroethane	0.59	U	5.0	0.59	ug/Kg			02/28/16 12:57	1
Methylene Chloride	0.98	U	5.0	0.98	ug/Kg			02/28/16 12:57	1
1,1,2-Trichloroethane	1.3	U	5.0	1.3	ug/Kg			02/28/16 12:57	1
n-Butylbenzene	2.4	U	5.0	2.4	ug/Kg			02/28/16 12:57	1
N-Propylbenzene	2.7	U	5.0	2.7	ug/Kg			02/28/16 12:57	1
1,2,3-Trichloropropane	2.4	U	5.0	2.4	ug/Kg			02/28/16 12:57	1
1,1,2-Trichloro-1,2,2-trifluoroethane	1.3	U	5.0	1.3	ug/Kg			02/28/16 12:57	1
p-Isopropyltoluene	2.2	U	5.0	2.2	ug/Kg			02/28/16 12:57	1
1,2,4-Trimethylbenzene	1.4	U	5.0	1.4	ug/Kg			02/28/16 12:57	1
sec-Butylbenzene	2.1	U	5.0	2.1	ug/Kg			02/28/16 12:57	1
1,3,5-Trimethylbenzene	1.7	U	5.0	1.7	ug/Kg			02/28/16 12:57	1
Styrene	0.93	U	5.0	0.93	ug/Kg			02/28/16 12:57	1
tert-Butylbenzene	1.8	U	5.0	1.8	ug/Kg			02/28/16 12:57	1
Tetrachloroethene	1.9	U	5.0	1.9	ug/Kg			02/28/16 12:57	1
o-Xylene	1.1	U	5.0	1.1	ug/Kg			02/28/16 12:57	1
Toluene	0.84	U	5.0	0.84	ug/Kg			02/28/16 12:57	1
m-Xylene & p-Xylene	2.6	U	5.0	2.6	ug/Kg			02/28/16 12:57	1
trans-1,2-Dichloroethene	0.63	U	5.0	0.63	ug/Kg			02/28/16 12:57	1
trans-1,3-Dichloropropene	0.87	U	5.0	0.87	ug/Kg			02/28/16 12:57	1
Trichloroethene	1.3	U	5.0	1.3	ug/Kg			02/28/16 12:57	1
Cyclohexane	1.3	U	5.0	1.3	ug/Kg			02/28/16 12:57	1
Trichlorofluoromethane	1.2	U	5.0	1.2	ug/Kg			02/28/16 12:57	1
Methylcyclohexane	0.86	U	5.0	0.86	ug/Kg			02/28/16 12:57	1
Vinyl acetate	2.5	U	10	2.5	ug/Kg			02/28/16 12:57	1
Vinyl chloride	1.5	U	5.0	1.5	ug/Kg			02/28/16 12:57	1
Xylenes, Total	1.1	U	10	1.1	ug/Kg			02/28/16 12:57	1
Methyl acetate	5.0	U	25	5.0	ug/Kg			02/28/16 12:57	1

Surrogate	*MB %Recovery*	*MB Qualifier*	*Limits*	*Prepared*	*Analyzed*	*Dil Fac*
Toluene-d8 (Surr)	*88*		*70 - 130*		*02/28/16 12:57*	*1*
1,2-Dichloroethane-d4 (Surr)	*90*		*70 - 130*		*02/28/16 12:57*	*1*
Dibromofluoromethane (Surr)	*90*		*70 - 130*		*02/28/16 12:57*	*1*
4-Bromofluorobenzene (Surr)	*94*		*70 - 130*		*02/28/16 12:57*	*1*

Lab Sample ID: LCS 680-423205/3
Matrix: Solid
Analysis Batch: 423205

Client Sample ID: Lab Control Sample
Prep Type: Total/NA

Analyte	Spike Added	LCS Result	LCS Qualifier	Unit	D	%Rec	%Rec. Limits
1,2-Dibromo-3-Chloropropane	48.6	45.2		ug/Kg		93	40 - 160
1,2-Dibromoethane	48.6	43.2		ug/Kg		89	70 - 130
1,2-Dichlorobenzene	48.6	46.5		ug/Kg		96	70 - 130
1,3-Dichlorobenzene	48.6	45.7		ug/Kg		94	70 - 130
2-Butanone (MEK)	243	209		ug/Kg		86	40 - 160
1,4-Dichlorobenzene	48.6	47.0		ug/Kg		97	70 - 130

Method: 8260B - Volatile Organic Compounds (GC/MS) (Continued)

Lab Sample ID: LCS 680-423205/3
Matrix: Solid
Analysis Batch: 423205

Client Sample ID: Lab Control Sample
Prep Type: Total/NA

Analyte	Spike Added	LCS Result	LCS Qualifier	Unit	D	%Rec	%Rec. Limits
2-Chlorotoluene	48.6	45.0		ug/Kg		92	70 - 130
1,1-Dichloroethane	48.6	45.0		ug/Kg		92	70 - 130
1,2-Dichloroethane	48.6	44.0		ug/Kg		91	70 - 130
4-Chlorotoluene	48.6	45.0		ug/Kg		92	70 - 130
Acetone	243	217		ug/Kg		89	40 - 160
1,2-Dichloroethene, Total	97.3	89.0		ug/Kg		91	70 - 130
Benzene	48.6	44.1		ug/Kg		91	70 - 130
1,1-Dichloroethene	48.6	46.1		ug/Kg		95	70 - 130
Bromobenzene	48.6	44.0		ug/Kg		90	70 - 130
1,2-Dichloropropane	48.6	45.1		ug/Kg		93	70 - 130
Bromochloromethane	48.6	44.6		ug/Kg		92	70 - 130
1,3-Dichloropropane	48.6	43.7		ug/Kg		90	70 - 130
Bromodichloromethane	48.6	44.3		ug/Kg		91	70 - 130
2,2-Dichloropropane	48.6	45.1		ug/Kg		93	70 - 130
Bromoform	48.6	44.0		ug/Kg		90	70 - 130
1,1-Dichloropropene	48.6	46.1		ug/Kg		95	70 - 130
Bromomethane	48.6	43.6		ug/Kg		90	40 - 160
Carbon disulfide	48.6	44.0		ug/Kg		90	40 - 160
Carbon tetrachloride	48.6	45.6		ug/Kg		94	70 - 130
Chlorobenzene	48.6	45.1		ug/Kg		93	70 - 130
2-Hexanone	243	215		ug/Kg		88	40 - 160
Chloroethane	48.6	45.1		ug/Kg		93	40 - 160
Chloroform	48.6	44.4		ug/Kg		91	70 - 130
Chloromethane	48.6	59.8		ug/Kg		123	40 - 160
cis-1,2-Dichloroethene	48.6	45.1		ug/Kg		93	70 - 130
4-Methyl-2-pentanone	243	214		ug/Kg		88	40 - 160
cis-1,3-Dichloropropene	48.6	44.5		ug/Kg		91	70 - 130
Dibromochloromethane	48.6	43.1		ug/Kg		89	70 - 130
1,1,1,2-Tetrachloroethane	48.6	45.1		ug/Kg		93	70 - 130
Dibromomethane	48.6	43.6		ug/Kg		90	70 - 130
1,1,2,2-Tetrachloroethane	48.6	44.5		ug/Kg		91	70 - 130
Dichlorodifluoromethane	48.6	45.8		ug/Kg		94	40 - 160
Ethylbenzene	48.6	45.9		ug/Kg		94	70 - 130
Isopropylbenzene	48.6	46.0		ug/Kg		95	70 - 130
1,2,3-Trichlorobenzene	48.6	49.2		ug/Kg		101	70 - 130
Methyl tert-butyl ether	48.6	43.5		ug/Kg		89	70 - 130
1,2,4-Trichlorobenzene	48.6	48.5		ug/Kg		100	70 - 130
1,1,1-Trichloroethane	48.6	45.0		ug/Kg		92	70 - 130
Methylene Chloride	48.6	44.2		ug/Kg		91	70 - 130
1,1,2-Trichloroethane	48.6	43.9		ug/Kg		90	70 - 130
n-Butylbenzene	48.6	48.0		ug/Kg		99	70 - 130
N-Propylbenzene	48.6	46.2		ug/Kg		95	70 - 130
1,2,3-Trichloropropane	48.6	43.4		ug/Kg		89	70 - 130
1,1,2-Trichloro-1,2,2-trifluoroetha ne	48.6	45.5		ug/Kg		94	70 - 130
p-Isopropyltoluene	48.6	46.8		ug/Kg		96	70 - 130
1,2,4-Trimethylbenzene	48.6	45.3		ug/Kg		93	70 - 130
sec-Butylbenzene	48.6	45.6		ug/Kg		94	70 - 130

Method: 8260B - Volatile Organic Compounds (GC/MS) (Continued)

Lab Sample ID: LCS 680-423205/3
Matrix: Solid
Analysis Batch: 423205

Client Sample ID: Lab Control Sample
Prep Type: Total/NA

Analyte	Spike Added	LCS Result	LCS Qualifier	Unit	D	%Rec	%Rec. Limits
1,3,5-Trimethylbenzene	48.6	45.4		ug/Kg		93	70 - 130
Styrene	48.6	46.1		ug/Kg		95	70 - 130
tert-Butylbenzene	48.6	44.9		ug/Kg		92	70 - 130
Tetrachloroethene	48.6	44.8		ug/Kg		92	70 - 130
o-Xylene	48.6	46.0		ug/Kg		95	70 - 130
Toluene	48.6	44.0		ug/Kg		90	70 - 130
m-Xylene & p-Xylene	48.6	45.7		ug/Kg		94	70 - 130
trans-1,2-Dichloroethene	48.6	43.9		ug/Kg		90	70 - 130
trans-1,3-Dichloropropene	48.6	44.4		ug/Kg		91	70 - 130
Trichloroethene	48.6	43.4		ug/Kg		89	70 - 130
Cyclohexane	48.6	46.3		ug/Kg		95	70 - 130
Trichlorofluoromethane	48.6	47.1		ug/Kg		97	40 - 160
Methylcyclohexane	48.6	47.1		ug/Kg		97	70 - 130
Vinyl acetate	97.3	99.2		ug/Kg		102	70 - 130
Vinyl chloride	48.6	48.0		ug/Kg		99	70 - 130
Xylenes, Total	97.3	91.7		ug/Kg		94	70 - 130
Methyl acetate	243	219		ug/Kg		90	70 - 130

Surrogate	*LCS %Recovery*	*LCS Qualifier*	*Limits*
Toluene-d8 (Surr)	*91*		*70 - 130*
1,2-Dichloroethane-d4 (Surr)	*91*		*70 - 130*
Dibromofluoromethane (Surr)	*91*		*70 - 130*
4-Bromofluorobenzene (Surr)	*94*		*70 - 130*

Lab Sample ID: LCSD 680-423205/4
Matrix: Solid
Analysis Batch: 423205

Client Sample ID: Lab Control Sample Dup
Prep Type: Total/NA

Analyte	Spike Added	LCSD Result	LCSD Qualifier	Unit	D	%Rec	%Rec. Limits	RPD	RPD Limit
1,2-Dibromo-3-Chloropropane	49.2	45.5		ug/Kg		93	40 - 160	1	20
1,2-Dibromoethane	49.2	44.4		ug/Kg		90	70 - 130	3	20
1,2-Dichlorobenzene	49.2	47.3		ug/Kg		96	70 - 130	2	20
1,3-Dichlorobenzene	49.2	46.6		ug/Kg		95	70 - 130	2	20
2-Butanone (MEK)	246	212		ug/Kg		86	40 - 160	1	20
1,4-Dichlorobenzene	49.2	48.0		ug/Kg		98	70 - 130	2	20
2-Chlorotoluene	49.2	47.2		ug/Kg		96	70 - 130	5	20
1,1-Dichloroethane	49.2	46.8		ug/Kg		95	70 - 130	4	20
1,2-Dichloroethane	49.2	45.3		ug/Kg		92	70 - 130	3	20
4-Chlorotoluene	49.2	47.1		ug/Kg		96	70 - 130	5	20
Acetone	246	221		ug/Kg		90	40 - 160	2	20
1,2-Dichloroethene, Total	98.4	92.3		ug/Kg		94	70 - 130	4	20
Benzene	49.2	45.9		ug/Kg		93	70 - 130	4	20
1,1-Dichloroethene	49.2	48.1		ug/Kg		98	70 - 130	4	20
Bromobenzene	49.2	45.9		ug/Kg		93	70 - 130	4	20
1,2-Dichloropropane	49.2	46.0		ug/Kg		94	70 - 130	2	20
Bromochloromethane	49.2	45.8		ug/Kg		93	70 - 130	3	20
1,3-Dichloropropane	49.2	44.5		ug/Kg		90	70 - 130	2	20
Bromodichloromethane	49.2	46.0		ug/Kg		94	70 - 130	4	20

Method: 8260B - Volatile Organic Compounds (GC/MS) (Continued)

Lab Sample ID: LCSD 680-423205/4
Matrix: Solid
Analysis Batch: 423205

Client Sample ID: Lab Control Sample Dup
Prep Type: Total/NA

Analyte	Spike Added	LCSD Result	LCSD Qualifier	Unit	D	%Rec	%Rec. Limits	RPD	RPD Limit
2,2-Dichloropropane	49.2	46.5		ug/Kg		94	70 - 130	3	20
Bromoform	49.2	45.0		ug/Kg		92	70 - 130	2	20
1,1-Dichloropropene	49.2	48.2		ug/Kg		98	70 - 130	5	20
Bromomethane	49.2	47.8		ug/Kg		97	40 - 160	9	20
Carbon disulfide	49.2	45.6		ug/Kg		93	40 - 160	4	20
Carbon tetrachloride	49.2	47.0		ug/Kg		95	70 - 130	3	20
Chlorobenzene	49.2	47.2		ug/Kg		96	70 - 130	5	20
2-Hexanone	246	217		ug/Kg		88	40 - 160	1	20
Chloroethane	49.2	47.8		ug/Kg		97	40 - 160	6	20
Chloroform	49.2	46.3		ug/Kg		94	70 - 130	4	20
Chloromethane	49.2	65.0		ug/Kg		132	40 - 160	8	20
cis-1,2-Dichloroethene	49.2	46.5		ug/Kg		95	70 - 130	3	20
4-Methyl-2-pentanone	246	217		ug/Kg		88	40 - 160	1	20
cis-1,3-Dichloropropene	49.2	45.6		ug/Kg		93	70 - 130	3	20
Dibromochloromethane	49.2	44.3		ug/Kg		90	70 - 130	3	20
1,1,1,2-Tetrachloroethane	49.2	46.7		ug/Kg		95	70 - 130	4	20
Dibromomethane	49.2	44.2		ug/Kg		90	70 - 130	2	20
1,1,2,2-Tetrachloroethane	49.2	45.9		ug/Kg		93	70 - 130	3	20
Dichlorodifluoromethane	49.2	47.8		ug/Kg		97	40 - 160	4	20
Ethylbenzene	49.2	48.4		ug/Kg		98	70 - 130	5	20
Isopropylbenzene	49.2	48.5		ug/Kg		99	70 - 130	5	20
1,2,3-Trichlorobenzene	49.2	50.2		ug/Kg		102	70 - 130	2	20
Methyl tert-butyl ether	49.2	44.8		ug/Kg		91	70 - 130	3	20
1,2,4-Trichlorobenzene	49.2	48.8		ug/Kg		99	70 - 130	1	20
1,1,1-Trichloroethane	49.2	46.9		ug/Kg		95	70 - 130	4	20
Methylene Chloride	49.2	45.7		ug/Kg		93	70 - 130	3	20
1,1,2-Trichloroethane	49.2	44.4		ug/Kg		90	70 - 130	1	20
n-Butylbenzene	49.2	50.0		ug/Kg		102	70 - 130	4	20
N-Propylbenzene	49.2	48.6		ug/Kg		99	70 - 130	5	20
1,2,3-Trichloropropane	49.2	43.0		ug/Kg		87	70 - 130	1	20
1,1,2-Trichloro-1,2,2-trifluoroetha ne	49.2	48.2		ug/Kg		98	70 - 130	6	20
p-Isopropyltoluene	49.2	48.7		ug/Kg		99	70 - 130	4	20
1,2,4-Trimethylbenzene	49.2	47.3		ug/Kg		96	70 - 130	5	20
sec-Butylbenzene	49.2	48.2		ug/Kg		98	70 - 130	5	20
1,3,5-Trimethylbenzene	49.2	47.8		ug/Kg		97	70 - 130	5	20
Styrene	49.2	48.0		ug/Kg		98	70 - 130	4	20
tert-Butylbenzene	49.2	47.5		ug/Kg		97	70 - 130	6	20
Tetrachloroethene	49.2	46.2		ug/Kg		94	70 - 130	3	20
o-Xylene	49.2	48.1		ug/Kg		98	70 - 130	4	20
Toluene	49.2	45.8		ug/Kg		93	70 - 130	4	20
m-Xylene & p-Xylene	49.2	48.6		ug/Kg		99	70 - 130	6	20
trans-1,2-Dichloroethene	49.2	45.8		ug/Kg		93	70 - 130	4	20
trans-1,3-Dichloropropene	49.2	44.7		ug/Kg		91	70 - 130	1	20
Trichloroethene	49.2	45.8		ug/Kg		93	70 - 130	5	20
Cyclohexane	49.2	47.9		ug/Kg		97	70 - 130	3	20
Trichlorofluoromethane	49.2	48.7		ug/Kg		99	40 - 160	4	20
Methylcyclohexane	49.2	49.2		ug/Kg		100	70 - 130	4	20

Method: 8260B - Volatile Organic Compounds (GC/MS) (Continued)

Lab Sample ID: LCSD 680-423205/4
Matrix: Solid
Analysis Batch: 423205

Client Sample ID: Lab Control Sample Dup
Prep Type: Total/NA

Analyte			Spike Added	LCSD Result	LCSD Qualifier	Unit	D	%Rec	%Rec. Limits	RPD	RPD Limit
Vinyl acetate			98.4	101		ug/Kg		102	70 - 130	1	20
Vinyl chloride			49.2	49.7		ug/Kg		101	70 - 130	3	20
Xylenes, Total			98.4	96.7		ug/Kg		98	70 - 130	5	20
Methyl acetate			246	223		ug/Kg		90	70 - 130	1	20

Surrogate	*LCSD %Recovery*	*LCSD Qualifier*	*Limits*
Toluene-d8 (Surr)	*93*		*70 - 130*
1,2-Dichloroethane-d4 (Surr)	*93*		*70 - 130*
Dibromofluoromethane (Surr)	*92*		*70 - 130*
4-Bromofluorobenzene (Surr)	*96*		*70 - 130*

Lab Sample ID: MB 680-423594/15
Matrix: Solid
Analysis Batch: 423594

Client Sample ID: Method Blank
Prep Type: Total/NA

Analyte	MB Result	MB Qualifier	RL	MDL	Unit	D	Prepared	Analyzed	Dil Fac
1,2-Dibromo-3-Chloropropane	180	U	400	180	ug/Kg			03/02/16 17:49	40
1,2-Dibromoethane	60	U	200	60	ug/Kg			03/02/16 17:49	40
1,2-Dichlorobenzene	52	U	200	52	ug/Kg			03/02/16 17:49	40
1,3-Dichlorobenzene	64	U	200	64	ug/Kg			03/02/16 17:49	40
2-Butanone (MEK)	96	U	1000	96	ug/Kg			03/02/16 17:49	40
1,4-Dichlorobenzene	30	U	200	30	ug/Kg			03/02/16 17:49	40
2-Chlorotoluene	80	U	200	80	ug/Kg			03/02/16 17:49	40
1,1-Dichloroethane	44	U	200	44	ug/Kg			03/02/16 17:49	40
1,2-Dichloroethane	44	U	200	44	ug/Kg			03/02/16 17:49	40
4-Chlorotoluene	68	U	200	68	ug/Kg			03/02/16 17:49	40
Acetone	440	U	2000	440	ug/Kg			03/02/16 17:49	40
1,2-Dichloroethene, Total	25	U	400	25	ug/Kg			03/02/16 17:49	40
Benzene	29	U	200	29	ug/Kg			03/02/16 17:49	40
1,1-Dichloroethene	60	U	200	60	ug/Kg			03/02/16 17:49	40
Bromobenzene	68	U	200	68	ug/Kg			03/02/16 17:49	40
1,2-Dichloropropane	34	U	200	34	ug/Kg			03/02/16 17:49	40
Bromochloromethane	130	U	200	130	ug/Kg			03/02/16 17:49	40
1,3-Dichloropropane	72	U	200	72	ug/Kg			03/02/16 17:49	40
Bromodichloromethane	39	U	200	39	ug/Kg			03/02/16 17:49	40
2,2-Dichloropropane	44	U	200	44	ug/Kg			03/02/16 17:49	40
Bromoform	60	U	200	60	ug/Kg			03/02/16 17:49	40
1,1-Dichloropropene	38	U	200	38	ug/Kg			03/02/16 17:49	40
Bromomethane	60	U	200	60	ug/Kg			03/02/16 17:49	40
Carbon disulfide	44	U	200	44	ug/Kg			03/02/16 17:49	40
Carbon tetrachloride	33	U	200	33	ug/Kg			03/02/16 17:49	40
Chlorobenzene	38	U	200	38	ug/Kg			03/02/16 17:49	40
2-Hexanone	130	U	1000	130	ug/Kg			03/02/16 17:49	40
Chloroethane	110	U	200	110	ug/Kg			03/02/16 17:49	40
Chloroform	44	U	200	44	ug/Kg			03/02/16 17:49	40
Chloromethane	40	U	200	40	ug/Kg			03/02/16 17:49	40
cis-1,2-Dichloroethene	56	U	200	56	ug/Kg			03/02/16 17:49	40
4-Methyl-2-pentanone	170	U	1000	170	ug/Kg			03/02/16 17:49	40

Method: 8260B - Volatile Organic Compounds (GC/MS) (Continued)

Lab Sample ID: MB 680-423594/15
Matrix: Solid
Analysis Batch: 423594

Client Sample ID: Method Blank
Prep Type: Total/NA

Analyte	MB Result	MB Qualifier	RL	MDL	Unit	D	Prepared	Analyzed	Dil Fac
cis-1,3-Dichloropropene	33	U	200	33	ug/Kg			03/02/16 17:49	40
Dibromochloromethane	68	U	200	68	ug/Kg			03/02/16 17:49	40
1,1,1,2-Tetrachloroethane	96	U	200	96	ug/Kg			03/02/16 17:49	40
Dibromomethane	68	U	200	68	ug/Kg			03/02/16 17:49	40
1,1,2,2-Tetrachloroethane	64	U	200	64	ug/Kg			03/02/16 17:49	40
Dichlorodifluoromethane	38	U	200	38	ug/Kg			03/02/16 17:49	40
Ethylbenzene	52	U	200	52	ug/Kg			03/02/16 17:49	40
Isopropylbenzene	76	U	200	76	ug/Kg			03/02/16 17:49	40
1,2,3-Trichlorobenzene	64	U	200	64	ug/Kg			03/02/16 17:49	40
Methyl tert-butyl ether	40	U	200	40	ug/Kg			03/02/16 17:49	40
1,2,4-Trichlorobenzene	36	U	200	36	ug/Kg			03/02/16 17:49	40
1,1,1-Trichloroethane	24	U	200	24	ug/Kg			03/02/16 17:49	40
Methylene Chloride	39	U	200	39	ug/Kg			03/02/16 17:49	40
1,1,2-Trichloroethane	52	U	200	52	ug/Kg			03/02/16 17:49	40
n-Butylbenzene	96	U	200	96	ug/Kg			03/02/16 17:49	40
N-Propylbenzene	110	U	200	110	ug/Kg			03/02/16 17:49	40
1,2,3-Trichloropropane	96	U	200	96	ug/Kg			03/02/16 17:49	40
1,1,2-Trichloro-1,2,2-trifluoroethane	52	U	200	52	ug/Kg			03/02/16 17:49	40
p-Isopropyltoluene	88	U	200	88	ug/Kg			03/02/16 17:49	40
1,2,4-Trimethylbenzene	56	U	200	56	ug/Kg			03/02/16 17:49	40
sec-Butylbenzene	84	U	200	84	ug/Kg			03/02/16 17:49	40
1,3,5-Trimethylbenzene	68	U	200	68	ug/Kg			03/02/16 17:49	40
Styrene	37	U	200	37	ug/Kg			03/02/16 17:49	40
tert-Butylbenzene	72	U	200	72	ug/Kg			03/02/16 17:49	40
Tetrachloroethene	76	U	200	76	ug/Kg			03/02/16 17:49	40
o-Xylene	44	U	200	44	ug/Kg			03/02/16 17:49	40
Toluene	34	U	200	34	ug/Kg			03/02/16 17:49	40
m-Xylene & p-Xylene	100	U	200	100	ug/Kg			03/02/16 17:49	40
trans-1,2-Dichloroethene	25	U	200	25	ug/Kg			03/02/16 17:49	40
trans-1,3-Dichloropropene	35	U	200	35	ug/Kg			03/02/16 17:49	40
Trichloroethene	52	U	200	52	ug/Kg			03/02/16 17:49	40
Cyclohexane	52	U	200	52	ug/Kg			03/02/16 17:49	40
Trichlorofluoromethane	48	U	200	48	ug/Kg			03/02/16 17:49	40
Methylcyclohexane	34	U	200	34	ug/Kg			03/02/16 17:49	40
Vinyl acetate	100	U	400	100	ug/Kg			03/02/16 17:49	40
Vinyl chloride	60	U	200	60	ug/Kg			03/02/16 17:49	40
Xylenes, Total	44	U	400	44	ug/Kg			03/02/16 17:49	40
Methyl acetate	200	U	1000	200	ug/Kg			03/02/16 17:49	40

Surrogate	*MB %Recovery*	*MB Qualifier*	*Limits*	*Prepared*	*Analyzed*	*Dil Fac*
Toluene-d8 (Surr)	*86*		*70 - 130*		*03/02/16 17:49*	*40*
1,2-Dichloroethane-d4 (Surr)	*90*		*70 - 130*		*03/02/16 17:49*	*40*
Dibromofluoromethane (Surr)	*90*		*70 - 130*		*03/02/16 17:49*	*40*
4-Bromofluorobenzene (Surr)	*101*		*70 - 130*		*03/02/16 17:49*	*40*

Method: 8260B - Volatile Organic Compounds (GC/MS) (Continued)

Lab Sample ID: MB 680-423594/6
Matrix: Solid
Analysis Batch: 423594

Client Sample ID: Method Blank
Prep Type: Total/NA

Analyte	MB Result	MB Qualifier	RL	MDL	Unit	D	Prepared	Analyzed	Dil Fac
1,2-Dibromo-3-Chloropropane	4.4	U	10	4.4	ug/Kg			03/02/16 13:49	1
1,2-Dibromoethane	1.5	U	5.0	1.5	ug/Kg			03/02/16 13:49	1
1,2-Dichlorobenzene	1.3	U	5.0	1.3	ug/Kg			03/02/16 13:49	1
1,3-Dichlorobenzene	1.6	U	5.0	1.6	ug/Kg			03/02/16 13:49	1
2-Butanone (MEK)	2.4	U	25	2.4	ug/Kg			03/02/16 13:49	1
1,4-Dichlorobenzene	0.74	U	5.0	0.74	ug/Kg			03/02/16 13:49	1
2-Chlorotoluene	2.0	U	5.0	2.0	ug/Kg			03/02/16 13:49	1
1,1-Dichloroethane	1.1	U	5.0	1.1	ug/Kg			03/02/16 13:49	1
1,2-Dichloroethane	1.1	U	5.0	1.1	ug/Kg			03/02/16 13:49	1
4-Chlorotoluene	1.7	U	5.0	1.7	ug/Kg			03/02/16 13:49	1
Acetone	11	U	50	11	ug/Kg			03/02/16 13:49	1
1,2-Dichloroethene, Total	0.63	U	10	0.63	ug/Kg			03/02/16 13:49	1
Benzene	0.73	U	5.0	0.73	ug/Kg			03/02/16 13:49	1
1,1-Dichloroethene	1.5	U	5.0	1.5	ug/Kg			03/02/16 13:49	1
Bromobenzene	1.7	U	5.0	1.7	ug/Kg			03/02/16 13:49	1
1,2-Dichloropropane	0.86	U	5.0	0.86	ug/Kg			03/02/16 13:49	1
Bromochloromethane	3.3	U	5.0	3.3	ug/Kg			03/02/16 13:49	1
1,3-Dichloropropane	1.8	U	5.0	1.8	ug/Kg			03/02/16 13:49	1
Bromodichloromethane	0.97	U	5.0	0.97	ug/Kg			03/02/16 13:49	1
2,2-Dichloropropane	1.1	U	5.0	1.1	ug/Kg			03/02/16 13:49	1
Bromoform	1.5	U	5.0	1.5	ug/Kg			03/02/16 13:49	1
1,1-Dichloropropene	0.95	U	5.0	0.95	ug/Kg			03/02/16 13:49	1
Bromomethane	1.5	U	5.0	1.5	ug/Kg			03/02/16 13:49	1
Carbon disulfide	1.1	U	5.0	1.1	ug/Kg			03/02/16 13:49	1
Carbon tetrachloride	0.83	U	5.0	0.83	ug/Kg			03/02/16 13:49	1
Chlorobenzene	0.96	U	5.0	0.96	ug/Kg			03/02/16 13:49	1
2-Hexanone	3.3	U	25	3.3	ug/Kg			03/02/16 13:49	1
Chloroethane	2.7	U	5.0	2.7	ug/Kg			03/02/16 13:49	1
Chloroform	1.1	U	5.0	1.1	ug/Kg			03/02/16 13:49	1
Chloromethane	1.0	U	5.0	1.0	ug/Kg			03/02/16 13:49	1
cis-1,2-Dichloroethene	1.4	U	5.0	1.4	ug/Kg			03/02/16 13:49	1
4-Methyl-2-pentanone	4.2	U	25	4.2	ug/Kg			03/02/16 13:49	1
cis-1,3-Dichloropropene	0.83	U	5.0	0.83	ug/Kg			03/02/16 13:49	1
Dibromochloromethane	1.7	U	5.0	1.7	ug/Kg			03/02/16 13:49	1
1,1,1,2-Tetrachloroethane	2.4	U	5.0	2.4	ug/Kg			03/02/16 13:49	1
Dibromomethane	1.7	U	5.0	1.7	ug/Kg			03/02/16 13:49	1
1,1,2,2-Tetrachloroethane	1.6	U	5.0	1.6	ug/Kg			03/02/16 13:49	1
Dichlorodifluoromethane	0.94	U	5.0	0.94	ug/Kg			03/02/16 13:49	1
Ethylbenzene	1.3	U	5.0	1.3	ug/Kg			03/02/16 13:49	1
Isopropylbenzene	1.9	U	5.0	1.9	ug/Kg			03/02/16 13:49	1
1,2,3-Trichlorobenzene	1.6	U	5.0	1.6	ug/Kg			03/02/16 13:49	1
Methyl tert-butyl ether	1.0	U	5.0	1.0	ug/Kg			03/02/16 13:49	1
1,2,4-Trichlorobenzene	0.89	U	5.0	0.89	ug/Kg			03/02/16 13:49	1
1,1,1-Trichloroethane	0.59	U	5.0	0.59	ug/Kg			03/02/16 13:49	1
Methylene Chloride	0.98	U	5.0	0.98	ug/Kg			03/02/16 13:49	1
1,1,2-Trichloroethane	1.3	U	5.0	1.3	ug/Kg			03/02/16 13:49	1
n-Butylbenzene	2.4	U	5.0	2.4	ug/Kg			03/02/16 13:49	1
N-Propylbenzene	2.7	U	5.0	2.7	ug/Kg			03/02/16 13:49	1

Method: 8260B - Volatile Organic Compounds (GC/MS) (Continued)

Lab Sample ID: MB 680-423594/6
Matrix: Solid
Analysis Batch: 423594

Client Sample ID: Method Blank
Prep Type: Total/NA

Analyte	MB Result	MB Qualifier	RL	MDL	Unit	D	Prepared	Analyzed	Dil Fac
1,2,3-Trichloropropane	2.4	U	5.0	2.4	ug/Kg			03/02/16 13:49	1
1,1,2-Trichloro-1,2,2-trifluoroethane	1.3	U	5.0	1.3	ug/Kg			03/02/16 13:49	1
p-Isopropyltoluene	2.2	U	5.0	2.2	ug/Kg			03/02/16 13:49	1
1,2,4-Trimethylbenzene	1.4	U	5.0	1.4	ug/Kg			03/02/16 13:49	1
sec-Butylbenzene	2.1	U	5.0	2.1	ug/Kg			03/02/16 13:49	1
1,3,5-Trimethylbenzene	1.7	U	5.0	1.7	ug/Kg			03/02/16 13:49	1
Styrene	0.93	U	5.0	0.93	ug/Kg			03/02/16 13:49	1
tert-Butylbenzene	1.8	U	5.0	1.8	ug/Kg			03/02/16 13:49	1
Tetrachloroethene	1.9	U	5.0	1.9	ug/Kg			03/02/16 13:49	1
o-Xylene	1.1	U	5.0	1.1	ug/Kg			03/02/16 13:49	1
Toluene	0.84	U	5.0	0.84	ug/Kg			03/02/16 13:49	1
m-Xylene & p-Xylene	2.6	U	5.0	2.6	ug/Kg			03/02/16 13:49	1
trans-1,2-Dichloroethene	0.63	U	5.0	0.63	ug/Kg			03/02/16 13:49	1
trans-1,3-Dichloropropene	0.87	U	5.0	0.87	ug/Kg			03/02/16 13:49	1
Trichloroethene	1.3	U	5.0	1.3	ug/Kg			03/02/16 13:49	1
Cyclohexane	1.3	U	5.0	1.3	ug/Kg			03/02/16 13:49	1
Trichlorofluoromethane	1.2	U	5.0	1.2	ug/Kg			03/02/16 13:49	1
Methylcyclohexane	0.86	U	5.0	0.86	ug/Kg			03/02/16 13:49	1
Vinyl acetate	2.5	U	10	2.5	ug/Kg			03/02/16 13:49	1
Vinyl chloride	1.5	U	5.0	1.5	ug/Kg			03/02/16 13:49	1
Xylenes, Total	1.1	U	10	1.1	ug/Kg			03/02/16 13:49	1
Methyl acetate	5.0	U	25	5.0	ug/Kg			03/02/16 13:49	1

Surrogate	*MB %Recovery*	*MB Qualifier*	*Limits*	*Prepared*	*Analyzed*	*Dil Fac*
Toluene-d8 (Surr)	*87*		*70 - 130*		*03/02/16 13:49*	*1*
1,2-Dichloroethane-d4 (Surr)	*89*		*70 - 130*		*03/02/16 13:49*	*1*
Dibromofluoromethane (Surr)	*93*		*70 - 130*		*03/02/16 13:49*	*1*
4-Bromofluorobenzene (Surr)	*101*		*70 - 130*		*03/02/16 13:49*	*1*

Lab Sample ID: LCS 680-423594/12
Matrix: Solid
Analysis Batch: 423594

Client Sample ID: Lab Control Sample
Prep Type: Total/NA

Analyte	Spike Added	LCS Result	LCS Qualifier	Unit	D	%Rec	%Rec. Limits
1,2-Dibromo-3-Chloropropane	2500	2380		ug/Kg		95	40 - 160
1,2-Dibromoethane	2500	2250		ug/Kg		90	70 - 130
1,2-Dichlorobenzene	2500	2430		ug/Kg		97	70 - 130
1,3-Dichlorobenzene	2500	2480		ug/Kg		99	70 - 130
2-Butanone (MEK)	12500	10700		ug/Kg		86	40 - 160
1,4-Dichlorobenzene	2500	2430		ug/Kg		97	70 - 130
2-Chlorotoluene	2500	2400		ug/Kg		96	70 - 130
1,1-Dichloroethane	2500	2270		ug/Kg		91	70 - 130
1,2-Dichloroethane	2500	2230		ug/Kg		89	70 - 130
4-Chlorotoluene	2500	2390		ug/Kg		96	70 - 130
Acetone	12500	10100		ug/Kg		81	40 - 160
1,2-Dichloroethene, Total	5000	4590		ug/Kg		92	70 - 130
Benzene	2500	2290		ug/Kg		92	70 - 130
1,1-Dichloroethene	2500	2260		ug/Kg		90	70 - 130

Method: 8260B - Volatile Organic Compounds (GC/MS) (Continued)

Lab Sample ID: LCS 680-423594/12
Matrix: Solid
Analysis Batch: 423594

Client Sample ID: Lab Control Sample
Prep Type: Total/NA

Analyte	Spike Added	LCS Result	LCS Qualifier	Unit	D	%Rec	%Rec. Limits
Bromobenzene	2500	2370		ug/Kg		95	70 - 130
1,2-Dichloropropane	2500	2260		ug/Kg		90	70 - 130
Bromochloromethane	2500	2240		ug/Kg		90	70 - 130
1,3-Dichloropropane	2500	2230		ug/Kg		89	70 - 130
Bromodichloromethane	2500	2280		ug/Kg		91	70 - 130
2,2-Dichloropropane	2500	2410		ug/Kg		96	70 - 130
Bromoform	2500	2380		ug/Kg		95	70 - 130
1,1-Dichloropropene	2500	2320		ug/Kg		93	70 - 130
Bromomethane	2500	2660		ug/Kg		106	40 - 160
Carbon disulfide	2500	2300		ug/Kg		92	40 - 160
Carbon tetrachloride	2500	2360		ug/Kg		94	70 - 130
Chlorobenzene	2500	2350		ug/Kg		94	70 - 130
2-Hexanone	12500	10900		ug/Kg		87	40 - 160
Chloroethane	2500	2410		ug/Kg		96	40 - 160
Chloroform	2500	2270		ug/Kg		91	70 - 130
Chloromethane	2500	2200		ug/Kg		88	40 - 160
cis-1,2-Dichloroethene	2500	2300		ug/Kg		92	70 - 130
4-Methyl-2-pentanone	12500	11000		ug/Kg		88	40 - 160
cis-1,3-Dichloropropene	2500	2280		ug/Kg		91	70 - 130
Dibromochloromethane	2500	2320		ug/Kg		93	70 - 130
1,1,1,2-Tetrachloroethane	2500	2390		ug/Kg		96	70 - 130
Dibromomethane	2500	2220		ug/Kg		89	70 - 130
1,1,2,2-Tetrachloroethane	2500	2310		ug/Kg		92	70 - 130
Dichlorodifluoromethane	2500	2280		ug/Kg		91	40 - 160
Ethylbenzene	2500	2400		ug/Kg		96	70 - 130
Isopropylbenzene	2500	2420		ug/Kg		97	70 - 130
1,2,3-Trichlorobenzene	2500	2460		ug/Kg		99	70 - 130
Methyl tert-butyl ether	2500	2200		ug/Kg		88	70 - 130
1,2,4-Trichlorobenzene	2500	2540		ug/Kg		102	70 - 130
1,1,1-Trichloroethane	2500	2330		ug/Kg		93	70 - 130
Methylene Chloride	2500	2090		ug/Kg		84	70 - 130
1,1,2-Trichloroethane	2500	2270		ug/Kg		91	70 - 130
n-Butylbenzene	2500	2610		ug/Kg		104	70 - 130
N-Propylbenzene	2500	2420		ug/Kg		97	70 - 130
1,2,3-Trichloropropane	2500	2310		ug/Kg		93	70 - 130
1,1,2-Trichloro-1,2,2-trifluoroetha ne	2500	2350		ug/Kg		94	70 - 130
p-Isopropyltoluene	2500	2560		ug/Kg		102	70 - 130
1,2,4-Trimethylbenzene	2500	2430		ug/Kg		97	70 - 130
sec-Butylbenzene	2500	2420		ug/Kg		97	70 - 130
1,3,5-Trimethylbenzene	2500	2430		ug/Kg		97	70 - 130
Styrene	2500	2400		ug/Kg		96	70 - 130
tert-Butylbenzene	2500	2400		ug/Kg		96	70 - 130
Tetrachloroethene	2500	2360		ug/Kg		94	70 - 130
o-Xylene	2500	2390		ug/Kg		96	70 - 130
Toluene	2500	2340		ug/Kg		93	70 - 130
m-Xylene & p-Xylene	2500	2380		ug/Kg		95	70 - 130
trans-1,2-Dichloroethene	2500	2290		ug/Kg		92	70 - 130

Method: 8260B - Volatile Organic Compounds (GC/MS) (Continued)

Lab Sample ID: LCS 680-423594/12
Matrix: Solid
Analysis Batch: 423594

Client Sample ID: Lab Control Sample
Prep Type: Total/NA

Analyte	Spike Added	LCS Result	LCS Qualifier	Unit	D	%Rec	%Rec. Limits
trans-1,3-Dichloropropene	2500	2300		ug/Kg		92	70 - 130
Trichloroethene	2500	2280		ug/Kg		91	70 - 130
Cyclohexane	2500	2350		ug/Kg		94	70 - 130
Trichlorofluoromethane	2500	2450		ug/Kg		98	40 - 160
Methylcyclohexane	2500	2310		ug/Kg		92	70 - 130
Vinyl acetate	5000	4870		ug/Kg		97	70 - 130
Vinyl chloride	2500	2310		ug/Kg		92	70 - 130
Xylenes, Total	5000	4770		ug/Kg		95	70 - 130
Methyl acetate	12500	10500		ug/Kg		84	70 - 130

Surrogate	*LCS %Recovery*	*LCS Qualifier*	*Limits*
Toluene-d8 (Surr)	*94*		*70 - 130*
1,2-Dichloroethane-d4 (Surr)	*89*		*70 - 130*
Dibromofluoromethane (Surr)	*91*		*70 - 130*
4-Bromofluorobenzene (Surr)	*96*		*70 - 130*

Lab Sample ID: LCSD 680-423594/13
Matrix: Solid
Analysis Batch: 423594

Client Sample ID: Lab Control Sample Dup
Prep Type: Total/NA

Analyte	Spike Added	LCSD Result	LCSD Qualifier	Unit	D	%Rec	%Rec. Limits	RPD	RPD Limit
1,2-Dibromo-3-Chloropropane	2500	2460		ug/Kg		99	40 - 160	3	20
1,2-Dibromoethane	2500	2200		ug/Kg		88	70 - 130	2	20
1,2-Dichlorobenzene	2500	2350		ug/Kg		94	70 - 130	3	20
1,3-Dichlorobenzene	2500	2400		ug/Kg		96	70 - 130	3	20
2-Butanone (MEK)	12500	10700		ug/Kg		85	40 - 160	1	20
1,4-Dichlorobenzene	2500	2370		ug/Kg		95	70 - 130	3	20
2-Chlorotoluene	2500	2330		ug/Kg		93	70 - 130	3	20
1,1-Dichloroethane	2500	2220		ug/Kg		89	70 - 130	2	20
1,2-Dichloroethane	2500	2140		ug/Kg		85	70 - 130	4	20
4-Chlorotoluene	2500	2330		ug/Kg		93	70 - 130	3	20
Acetone	12500	10400		ug/Kg		83	40 - 160	3	20
1,2-Dichloroethene, Total	5000	4430		ug/Kg		89	70 - 130	4	20
Benzene	2500	2210		ug/Kg		88	70 - 130	4	20
1,1-Dichloroethene	2500	2200		ug/Kg		88	70 - 130	2	20
Bromobenzene	2500	2310		ug/Kg		92	70 - 130	3	20
1,2-Dichloropropane	2500	2180		ug/Kg		87	70 - 130	4	20
Bromochloromethane	2500	2180		ug/Kg		87	70 - 130	3	20
1,3-Dichloropropane	2500	2170		ug/Kg		87	70 - 130	3	20
Bromodichloromethane	2500	2210		ug/Kg		89	70 - 130	3	20
2,2-Dichloropropane	2500	2320		ug/Kg		93	70 - 130	4	20
Bromoform	2500	2380		ug/Kg		95	70 - 130	0	20
1,1-Dichloropropene	2500	2270		ug/Kg		91	70 - 130	2	20
Bromomethane	2500	2580		ug/Kg		103	40 - 160	3	20
Carbon disulfide	2500	2250		ug/Kg		90	40 - 160	2	20
Carbon tetrachloride	2500	2310		ug/Kg		92	70 - 130	2	20
Chlorobenzene	2500	2300		ug/Kg		92	70 - 130	2	20
2-Hexanone	12500	11100		ug/Kg		89	40 - 160	1	20

Method: 8260B - Volatile Organic Compounds (GC/MS) (Continued)

Lab Sample ID: LCSD 680-423594/13
Matrix: Solid
Analysis Batch: 423594

Client Sample ID: Lab Control Sample Dup
Prep Type: Total/NA

Analyte			Spike Added	LCSD Result	LCSD Qualifier	Unit	D	%Rec	%Rec. Limits	RPD	RPD Limit
Chloroethane			2500	2270		ug/Kg		91	40 - 160	6	20
Chloroform			2500	2200		ug/Kg		88	70 - 130	3	20
Chloromethane			2500	2110		ug/Kg		84	40 - 160	4	20
cis-1,2-Dichloroethene			2500	2220		ug/Kg		89	70 - 130	3	20
4-Methyl-2-pentanone			12500	11000		ug/Kg		88	40 - 160	1	20
cis-1,3-Dichloropropene			2500	2210		ug/Kg		88	70 - 130	3	20
Dibromochloromethane			2500	2250		ug/Kg		90	70 - 130	3	20
1,1,1,2-Tetrachloroethane			2500	2340		ug/Kg		94	70 - 130	2	20
Dibromomethane			2500	2180		ug/Kg		87	70 - 130	2	20
1,1,2,2-Tetrachloroethane			2500	2310		ug/Kg		93	70 - 130	0	20
Dichlorodifluoromethane			2500	2260		ug/Kg		90	40 - 160	1	20
Ethylbenzene			2500	2350		ug/Kg		94	70 - 130	2	20
Isopropylbenzene			2500	2370		ug/Kg		95	70 - 130	2	20
1,2,3-Trichlorobenzene			2500	2380		ug/Kg		95	70 - 130	3	20
Methyl tert-butyl ether			2500	2140		ug/Kg		85	70 - 130	3	20
1,2,4-Trichlorobenzene			2500	2430		ug/Kg		97	70 - 130	4	20
1,1,1-Trichloroethane			2500	2260		ug/Kg		90	70 - 130	3	20
Methylene Chloride			2500	2060		ug/Kg		82	70 - 130	2	20
1,1,2-Trichloroethane			2500	2200		ug/Kg		88	70 - 130	3	20
n-Butylbenzene			2500	2530		ug/Kg		101	70 - 130	3	20
N-Propylbenzene			2500	2370		ug/Kg		95	70 - 130	2	20
1,2,3-Trichloropropane			2500	2320		ug/Kg		93	70 - 130	0	20
1,1,2-Trichloro-1,2,2-trifluoroetha ne			2500	2220		ug/Kg		89	70 - 130	5	20
p-Isopropyltoluene			2500	2490		ug/Kg		100	70 - 130	3	20
1,2,4-Trimethylbenzene			2500	2350		ug/Kg		94	70 - 130	3	20
sec-Butylbenzene			2500	2370		ug/Kg		95	70 - 130	2	20
1,3,5-Trimethylbenzene			2500	2360		ug/Kg		94	70 - 130	3	20
Styrene			2500	2330		ug/Kg		93	70 - 130	3	20
tert-Butylbenzene			2500	2350		ug/Kg		94	70 - 130	2	20
Tetrachloroethene			2500	2280		ug/Kg		91	70 - 130	3	20
o-Xylene			2500	2330		ug/Kg		93	70 - 130	3	20
Toluene			2500	2240		ug/Kg		90	70 - 130	4	20
m-Xylene & p-Xylene			2500	2340		ug/Kg		94	70 - 130	2	20
trans-1,2-Dichloroethene			2500	2210		ug/Kg		88	70 - 130	4	20
trans-1,3-Dichloropropene			2500	2230		ug/Kg		89	70 - 130	3	20
Trichloroethene			2500	2210		ug/Kg		89	70 - 130	3	20
Cyclohexane			2500	2270		ug/Kg		91	70 - 130	3	20
Trichlorofluoromethane			2500	2370		ug/Kg		95	40 - 160	3	20
Methylcyclohexane			2500	2250		ug/Kg		90	70 - 130	3	20
Vinyl acetate			5000	4760		ug/Kg		95	70 - 130	2	20
Vinyl chloride			2500	2230		ug/Kg		89	70 - 130	3	20
Xylenes, Total			5000	4670		ug/Kg		93	70 - 130	2	20
Methyl acetate			12500	11000		ug/Kg		88	70 - 130	4	20

Surrogate	*LCSD %Recovery*	*LCSD Qualifier*	*Limits*
Toluene-d8 (Surr)	*94*		*70 - 130*
1,2-Dichloroethane-d4 (Surr)	*86*		*70 - 130*

Method: 8260B - Volatile Organic Compounds (GC/MS) (Continued)

Lab Sample ID: LCSD 680-423594/13
Matrix: Solid
Analysis Batch: 423594

Client Sample ID: Lab Control Sample Dup
Prep Type: Total/NA

Surrogate	LCSD %Recovery	LCSD Qualifier	Limits
Dibromofluoromethane (Surr)	*88*		*70 - 130*
4-Bromofluorobenzene (Surr)	*95*		*70 - 130*

Lab Sample ID: MB 680-424124/7
Matrix: Water
Analysis Batch: 424124

Client Sample ID: Method Blank
Prep Type: Total/NA

Analyte	MB Result	MB Qualifier	RL	MDL	Unit	D	Prepared	Analyzed	Dil Fac
1,2-Dibromo-3-Chloropropane	1.1	U	5.0	1.1	ug/L			03/07/16 14:15	1
1,2-Dibromoethane	0.44	U	1.0	0.44	ug/L			03/07/16 14:15	1
1,2-Dichlorobenzene	0.37	U	1.0	0.37	ug/L			03/07/16 14:15	1
1,3-Dichlorobenzene	0.43	U	1.0	0.43	ug/L			03/07/16 14:15	1
2-Butanone (MEK)	3.4	U	10	3.4	ug/L			03/07/16 14:15	1
1,4-Dichlorobenzene	0.46	U	1.0	0.46	ug/L			03/07/16 14:15	1
2-Chlorotoluene	0.27	U	1.0	0.27	ug/L			03/07/16 14:15	1
1,1-Dichloroethane	0.38	U	1.0	0.38	ug/L			03/07/16 14:15	1
1,2-Dichloroethane	0.50	U	1.0	0.50	ug/L			03/07/16 14:15	1
4-Chlorotoluene	0.45	U	1.0	0.45	ug/L			03/07/16 14:15	1
Acetone	7.0	U	10	7.0	ug/L			03/07/16 14:15	1
1,2-Dichloroethene, Total	0.37	U	2.0	0.37	ug/L			03/07/16 14:15	1
Benzene	0.43	U	1.0	0.43	ug/L			03/07/16 14:15	1
1,1-Dichloroethene	0.36	U	1.0	0.36	ug/L			03/07/16 14:15	1
Bromobenzene	0.50	U	1.0	0.50	ug/L			03/07/16 14:15	1
1,2-Dichloropropane	0.67	U	1.0	0.67	ug/L			03/07/16 14:15	1
Bromochloromethane	0.45	U	1.0	0.45	ug/L			03/07/16 14:15	1
1,3-Dichloropropane	0.34	U	1.0	0.34	ug/L			03/07/16 14:15	1
Bromodichloromethane	0.44	U	1.0	0.44	ug/L			03/07/16 14:15	1
2,2-Dichloropropane	0.37	U	1.0	0.37	ug/L			03/07/16 14:15	1
Bromoform	0.43	U	1.0	0.43	ug/L			03/07/16 14:15	1
1,1-Dichloropropene	0.34	U	1.0	0.34	ug/L			03/07/16 14:15	1
Bromomethane	2.5	U	5.0	2.5	ug/L			03/07/16 14:15	1
Carbon disulfide	1.0	U	2.0	1.0	ug/L			03/07/16 14:15	1
Carbon tetrachloride	0.33	U	1.0	0.33	ug/L			03/07/16 14:15	1
Chlorobenzene	0.26	U	1.0	0.26	ug/L			03/07/16 14:15	1
2-Hexanone	2.0	U	10	2.0	ug/L			03/07/16 14:15	1
Chloroethane	2.5	U	5.0	2.5	ug/L			03/07/16 14:15	1
Chloroform	0.50	U	1.0	0.50	ug/L			03/07/16 14:15	1
Chloromethane	0.40	U	1.0	0.40	ug/L			03/07/16 14:15	1
cis-1,2-Dichloroethene	0.41	U	1.0	0.41	ug/L			03/07/16 14:15	1
4-Methyl-2-pentanone	2.1	U	10	2.1	ug/L			03/07/16 14:15	1
cis-1,3-Dichloropropene	0.40	U	1.0	0.40	ug/L			03/07/16 14:15	1
Dibromochloromethane	0.32	U	1.0	0.32	ug/L			03/07/16 14:15	1
1,1,1,2-Tetrachloroethane	0.37	U	1.0	0.37	ug/L			03/07/16 14:15	1
Dibromomethane	0.35	U	1.0	0.35	ug/L			03/07/16 14:15	1
1,1,2,2-Tetrachloroethane	0.62	U	1.0	0.62	ug/L			03/07/16 14:15	1
Dichlorodifluoromethane	0.60	U	1.0	0.60	ug/L			03/07/16 14:15	1
Ethylbenzene	0.33	U	1.0	0.33	ug/L			03/07/16 14:15	1
Isopropylbenzene	0.35	U	1.0	0.35	ug/L			03/07/16 14:15	1

Method: 8260B - Volatile Organic Compounds (GC/MS) (Continued)

Lab Sample ID: MB 680-424124/7
Matrix: Water
Analysis Batch: 424124

Client Sample ID: Method Blank
Prep Type: Total/NA

Analyte	MB Result	MB Qualifier	RL	MDL	Unit	D	Prepared	Analyzed	Dil Fac
1,2,3-Trichlorobenzene	2.5	U	5.0	2.5	ug/L			03/07/16 14:15	1
Methyl tert-butyl ether	0.30	U	10	0.30	ug/L			03/07/16 14:15	1
1,2,4-Trichlorobenzene	2.5	U	5.0	2.5	ug/L			03/07/16 14:15	1
1,1,1-Trichloroethane	0.37	U	1.0	0.37	ug/L			03/07/16 14:15	1
Methylene Chloride	2.5	U	5.0	2.5	ug/L			03/07/16 14:15	1
1,1,2-Trichloroethane	0.33	U	1.0	0.33	ug/L			03/07/16 14:15	1
n-Butylbenzene	0.47	U	1.0	0.47	ug/L			03/07/16 14:15	1
N-Propylbenzene	0.38	U	1.0	0.38	ug/L			03/07/16 14:15	1
1,2,3-Trichloropropane	0.39	U	1.0	0.39	ug/L			03/07/16 14:15	1
1,1,2-Trichloro-1,2,2-trifluoroethane	0.36	U	1.0	0.36	ug/L			03/07/16 14:15	1
p-Isopropyltoluene	0.48	U	1.0	0.48	ug/L			03/07/16 14:15	1
1,2,4-Trimethylbenzene	0.47	U	1.0	0.47	ug/L			03/07/16 14:15	1
sec-Butylbenzene	0.42	U	1.0	0.42	ug/L			03/07/16 14:15	1
1,3,5-Trimethylbenzene	0.31	U	1.0	0.31	ug/L			03/07/16 14:15	1
Styrene	0.27	U	1.0	0.27	ug/L			03/07/16 14:15	1
tert-Butylbenzene	0.45	U	1.0	0.45	ug/L			03/07/16 14:15	1
Tetrachloroethene	0.74	U	1.0	0.74	ug/L			03/07/16 14:15	1
o-Xylene	0.23	U	1.0	0.23	ug/L			03/07/16 14:15	1
Toluene	0.48	U	1.0	0.48	ug/L			03/07/16 14:15	1
m-Xylene & p-Xylene	0.35	U	1.0	0.35	ug/L			03/07/16 14:15	1
trans-1,2-Dichloroethene	0.37	U	1.0	0.37	ug/L			03/07/16 14:15	1
trans-1,3-Dichloropropene	0.42	U	1.0	0.42	ug/L			03/07/16 14:15	1
Trichloroethene	0.48	U	1.0	0.48	ug/L			03/07/16 14:15	1
Cyclohexane	0.39	U	1.0	0.39	ug/L			03/07/16 14:15	1
Trichlorofluoromethane	0.42	U	1.0	0.42	ug/L			03/07/16 14:15	1
Methylcyclohexane	0.43	U	1.0	0.43	ug/L			03/07/16 14:15	1
Vinyl acetate	0.81	U	2.0	0.81	ug/L			03/07/16 14:15	1
Vinyl chloride	0.50	U	1.0	0.50	ug/L			03/07/16 14:15	1
Xylenes, Total	0.23	U	1.0	0.23	ug/L			03/07/16 14:15	1
Methyl acetate	1.8	U	5.0	1.8	ug/L			03/07/16 14:15	1

Surrogate	*MB %Recovery*	*MB Qualifier*	*Limits*	*Prepared*	*Analyzed*	*Dil Fac*
Toluene-d8 (Surr)	*102*		*70 - 130*		*03/07/16 14:15*	*1*
1,2-Dichloroethane-d4 (Surr)	*99*		*70 - 130*		*03/07/16 14:15*	*1*
Dibromofluoromethane (Surr)	*97*		*70 - 130*		*03/07/16 14:15*	*1*
4-Bromofluorobenzene (Surr)	*96*		*70 - 130*		*03/07/16 14:15*	*1*

Lab Sample ID: LCS 680-424124/3
Matrix: Water
Analysis Batch: 424124

Client Sample ID: Lab Control Sample
Prep Type: Total/NA

Analyte	Spike Added	LCS Result	LCS Qualifier	Unit	D	%Rec	%Rec. Limits
1,2-Dibromo-3-Chloropropane	50.0	42.1		ug/L		84	59 - 141
1,2-Dibromoethane	50.0	50.0		ug/L		100	77 - 131
1,2-Dichlorobenzene	50.0	45.7		ug/L		91	80 - 120
1,3-Dichlorobenzene	50.0	49.9		ug/L		100	80 - 120
2-Butanone (MEK)	250	243		ug/L		97	75 - 133
1,4-Dichlorobenzene	50.0	44.9		ug/L		90	80 - 120

Method: 8260B - Volatile Organic Compounds (GC/MS) (Continued)

Lab Sample ID: LCS 680-424124/3
Matrix: Water
Analysis Batch: 424124

Client Sample ID: Lab Control Sample
Prep Type: Total/NA

Analyte	Spike Added	LCS Result	LCS Qualifier	Unit	D	%Rec	%Rec. Limits
2-Chlorotoluene	50.0	47.8		ug/L		96	77 - 121
1,1-Dichloroethane	50.0	54.2		ug/L		108	80 - 120
1,2-Dichloroethane	50.0	51.4		ug/L		103	75 - 130
4-Chlorotoluene	50.0	46.8		ug/L		94	80 - 120
Acetone	250	227		ug/L		91	60 - 154
1,2-Dichloroethene, Total	100	104		ug/L		104	80 - 120
Benzene	50.0	53.0		ug/L		106	73 - 131
1,1-Dichloroethene	50.0	52.9		ug/L		106	74 - 125
Bromobenzene	50.0	46.3		ug/L		93	79 - 124
1,2-Dichloropropane	50.0	53.3		ug/L		107	80 - 123
Bromochloromethane	50.0	54.0		ug/L		108	77 - 122
1,3-Dichloropropane	50.0	50.9		ug/L		102	78 - 127
Bromodichloromethane	50.0	50.9		ug/L		102	77 - 129
2,2-Dichloropropane	50.0	60.0		ug/L		120	72 - 133
Bromoform	50.0	39.7		ug/L		79	69 - 135
1,1-Dichloropropene	50.0	54.8		ug/L		110	78 - 127
Bromomethane	50.0	58.5		ug/L		117	20 - 180
Carbon disulfide	50.0	46.8		ug/L		94	73 - 127
Carbon tetrachloride	50.0	50.4		ug/L		101	75 - 130
Chlorobenzene	50.0	44.9		ug/L		90	80 - 120
2-Hexanone	250	244		ug/L		98	70 - 141
Chloroethane	50.0	58.1		ug/L		116	50 - 151
Chloroform	50.0	52.7		ug/L		105	79 - 122
Chloromethane	50.0	53.1		ug/L		106	63 - 126
cis-1,2-Dichloroethene	50.0	52.4		ug/L		105	80 - 122
4-Methyl-2-pentanone	250	249		ug/L		100	75 - 135
cis-1,3-Dichloropropene	50.0	52.8		ug/L		106	80 - 133
Dibromochloromethane	50.0	49.2		ug/L		98	71 - 136
1,1,1,2-Tetrachloroethane	50.0	43.4		ug/L		87	80 - 120
Dibromomethane	50.0	51.2		ug/L		102	80 - 122
1,1,2,2-Tetrachloroethane	50.0	40.3		ug/L		81	72 - 128
Dichlorodifluoromethane	50.0	51.2		ug/L		102	51 - 140
Ethylbenzene	50.0	46.0		ug/L		92	80 - 120
Isopropylbenzene	50.0	48.1		ug/L		96	80 - 120
1,2,3-Trichlorobenzene	50.0	47.6		ug/L		95	61 - 151
Methyl tert-butyl ether	50.0	50.3		ug/L		101	74 - 135
1,2,4-Trichlorobenzene	50.0	48.4		ug/L		97	77 - 131
1,1,1-Trichloroethane	50.0	53.4		ug/L		107	74 - 128
Methylene Chloride	50.0	51.7		ug/L		103	76 - 129
1,1,2-Trichloroethane	50.0	49.2		ug/L		98	79 - 125
n-Butylbenzene	50.0	52.5		ug/L		105	78 - 124
N-Propylbenzene	50.0	49.0		ug/L		98	80 - 120
1,2,3-Trichloropropane	50.0	42.7		ug/L		85	70 - 132
1,1,2-Trichloro-1,2,2-trifluoroethane	50.0	53.1		ug/L		106	65 - 131
p-Isopropyltoluene	50.0	50.9		ug/L		102	80 - 120
1,2,4-Trimethylbenzene	50.0	48.2		ug/L		96	80 - 124
sec-Butylbenzene	50.0	50.5		ug/L		101	76 - 125

Method: 8260B - Volatile Organic Compounds (GC/MS) (Continued)

Lab Sample ID: LCS 680-424124/3
Matrix: Water
Analysis Batch: 424124

Client Sample ID: Lab Control Sample
Prep Type: Total/NA

Analyte	Spike Added	LCS Result	LCS Qualifier	Unit	D	%Rec	%Rec. Limits
1,3,5-Trimethylbenzene	50.0	48.2		ug/L		96	80 - 120
Styrene	50.0	46.2		ug/L		92	80 - 122
tert-Butylbenzene	50.0	49.8		ug/L		100	80 - 120
Tetrachloroethene	50.0	56.1		ug/L		112	77 - 123
o-Xylene	50.0	48.4		ug/L		97	80 - 120
Toluene	50.0	54.5		ug/L		109	80 - 122
m-Xylene & p-Xylene	50.0	47.6		ug/L		95	80 - 120
trans-1,2-Dichloroethene	50.0	51.8		ug/L		104	78 - 123
trans-1,3-Dichloropropene	50.0	55.9		ug/L		112	74 - 140
Trichloroethene	50.0	55.1		ug/L		110	80 - 123
Cyclohexane	50.0	53.9		ug/L		108	69 - 130
Trichlorofluoromethane	50.0	50.9		ug/L		102	58 - 145
Methylcyclohexane	50.0	53.2		ug/L		106	75 - 127
Vinyl acetate	100	109		ug/L		109	15 - 190
Vinyl chloride	50.0	50.9		ug/L		102	68 - 132
Xylenes, Total	100	96.0		ug/L		96	80 - 120
Methyl acetate	250	228		ug/L		91	66 - 134

Surrogate	*LCS %Recovery*	*LCS Qualifier*	*Limits*
Toluene-d8 (Surr)	*90*		*70 - 130*
1,2-Dichloroethane-d4 (Surr)	*110*		*70 - 130*
Dibromofluoromethane (Surr)	*106*		*70 - 130*
4-Bromofluorobenzene (Surr)	*94*		*70 - 130*

Lab Sample ID: LCSD 680-424124/4
Matrix: Water
Analysis Batch: 424124

Client Sample ID: Lab Control Sample Dup
Prep Type: Total/NA

Analyte	Spike Added	LCSD Result	LCSD Qualifier	Unit	D	%Rec	%Rec. Limits	RPD	RPD Limit
1,2-Dibromo-3-Chloropropane	50.0	42.1		ug/L		84	59 - 141	0	30
1,2-Dibromoethane	50.0	50.3		ug/L		101	77 - 131	1	30
1,2-Dichlorobenzene	50.0	45.7		ug/L		91	80 - 120	0	20
1,3-Dichlorobenzene	50.0	49.5		ug/L		99	80 - 120	1	20
2-Butanone (MEK)	250	236		ug/L		95	75 - 133	3	30
1,4-Dichlorobenzene	50.0	45.7		ug/L		91	80 - 120	2	20
2-Chlorotoluene	50.0	47.7		ug/L		95	77 - 121	0	20
1,1-Dichloroethane	50.0	52.7		ug/L		105	80 - 120	3	20
1,2-Dichloroethane	50.0	51.0		ug/L		102	75 - 130	1	20
4-Chlorotoluene	50.0	47.7		ug/L		95	80 - 120	2	20
Acetone	250	220		ug/L		88	60 - 154	3	40
1,2-Dichloroethene, Total	100	105		ug/L		105	80 - 120	0	20
Benzene	50.0	52.1		ug/L		104	73 - 131	2	30
1,1-Dichloroethene	50.0	51.1		ug/L		102	74 - 125	3	20
Bromobenzene	50.0	46.4		ug/L		93	79 - 124	0	20
1,2-Dichloropropane	50.0	52.0		ug/L		104	80 - 123	3	20
Bromochloromethane	50.0	51.8		ug/L		104	77 - 122	4	20
1,3-Dichloropropane	50.0	50.0		ug/L		100	78 - 127	2	20
Bromodichloromethane	50.0	50.7		ug/L		101	77 - 129	0	20

Method: 8260B - Volatile Organic Compounds (GC/MS) (Continued)

Lab Sample ID: LCSD 680-424124/4
Matrix: Water
Analysis Batch: 424124

Client Sample ID: Lab Control Sample Dup
Prep Type: Total/NA

Analyte	Spike Added	LCSD Result	LCSD Qualifier	Unit	D	%Rec	%Rec. Limits	RPD	RPD Limit
2,2-Dichloropropane	50.0	58.8		ug/L		118	72 - 133	2	20
Bromoform	50.0	40.1		ug/L		80	69 - 135	1	20
1,1-Dichloropropene	50.0	54.4		ug/L		109	78 - 127	1	20
Bromomethane	50.0	60.9		ug/L		122	20 - 180	4	40
Carbon disulfide	50.0	49.2		ug/L		98	73 - 127	5	20
Carbon tetrachloride	50.0	50.0		ug/L		100	75 - 130	1	20
Chlorobenzene	50.0	44.6		ug/L		89	80 - 120	1	20
2-Hexanone	250	238		ug/L		95	70 - 141	3	40
Chloroethane	50.0	59.0		ug/L		118	50 - 151	2	30
Chloroform	50.0	51.3		ug/L		103	79 - 122	3	20
Chloromethane	50.0	44.4		ug/L		89	63 - 126	18	30
cis-1,2-Dichloroethene	50.0	52.7		ug/L		105	80 - 122	1	20
4-Methyl-2-pentanone	250	241		ug/L		96	75 - 135	4	30
cis-1,3-Dichloropropene	50.0	52.7		ug/L		105	80 - 133	0	20
Dibromochloromethane	50.0	47.6		ug/L		95	71 - 136	3	20
1,1,1,2-Tetrachloroethane	50.0	42.8		ug/L		86	80 - 120	1	20
Dibromomethane	50.0	50.5		ug/L		101	80 - 122	2	20
1,1,2,2-Tetrachloroethane	50.0	40.8		ug/L		82	72 - 128	1	20
Dichlorodifluoromethane	50.0	48.0		ug/L		96	51 - 140	6	40
Ethylbenzene	50.0	46.8		ug/L		94	80 - 120	2	20
Isopropylbenzene	50.0	49.0		ug/L		98	80 - 120	2	20
1,2,3-Trichlorobenzene	50.0	47.1		ug/L		94	61 - 151	1	40
Methyl tert-butyl ether	50.0	49.3		ug/L		99	74 - 135	2	20
1,2,4-Trichlorobenzene	50.0	48.5		ug/L		97	77 - 131	0	20
1,1,1-Trichloroethane	50.0	52.1		ug/L		104	74 - 128	3	20
Methylene Chloride	50.0	44.6		ug/L		89	76 - 129	15	20
1,1,2-Trichloroethane	50.0	48.4		ug/L		97	79 - 125	2	20
n-Butylbenzene	50.0	52.5		ug/L		105	78 - 124	0	20
N-Propylbenzene	50.0	49.3		ug/L		99	80 - 120	1	20
1,2,3-Trichloropropane	50.0	45.1		ug/L		90	70 - 132	5	30
1,1,2-Trichloro-1,2,2-trifluoroetha ne	50.0	51.1		ug/L		102	65 - 131	4	30
p-Isopropyltoluene	50.0	50.9		ug/L		102	80 - 120	0	20
1,2,4-Trimethylbenzene	50.0	48.5		ug/L		97	80 - 124	1	20
sec-Butylbenzene	50.0	50.3		ug/L		101	76 - 125	0	30
1,3,5-Trimethylbenzene	50.0	48.7		ug/L		97	80 - 120	1	20
Styrene	50.0	46.5		ug/L		93	80 - 122	1	20
tert-Butylbenzene	50.0	50.0		ug/L		100	80 - 120	0	20
Tetrachloroethene	50.0	55.1		ug/L		110	77 - 123	2	20
o-Xylene	50.0	48.5		ug/L		97	80 - 120	0	20
Toluene	50.0	54.4		ug/L		109	80 - 122	0	20
m-Xylene & p-Xylene	50.0	48.0		ug/L		96	80 - 120	1	20
trans-1,2-Dichloroethene	50.0	52.0		ug/L		104	78 - 123	0	20
trans-1,3-Dichloropropene	50.0	54.2		ug/L		108	74 - 140	3	20
Trichloroethene	50.0	54.3		ug/L		109	80 - 123	1	20
Cyclohexane	50.0	53.0		ug/L		106	69 - 130	2	30
Trichlorofluoromethane	50.0	48.3		ug/L		97	58 - 145	5	30
Methylcyclohexane	50.0	52.8		ug/L		106	75 - 127	1	30

Method: 8260B - Volatile Organic Compounds (GC/MS) (Continued)

Lab Sample ID: LCSD 680-424124/4
Matrix: Water
Analysis Batch: 424124

Client Sample ID: Lab Control Sample Dup
Prep Type: Total/NA

Analyte			Spike Added	LCSD Result	LCSD Qualifier	Unit	D	%Rec	%Rec. Limits	RPD	RPD Limit
Vinyl acetate			100	105		ug/L		105	15 - 190	4	50
Vinyl chloride			50.0	50.9		ug/L		102	68 - 132	0	30
Xylenes, Total			100	96.5		ug/L		97	80 - 120	1	20
Methyl acetate			250	223		ug/L		89	66 - 134	2	30

Surrogate	*LCSD %Recovery*	*LCSD Qualifier*	*Limits*
Toluene-d8 (Surr)	*91*		*70 - 130*
1,2-Dichloroethane-d4 (Surr)	*108*		*70 - 130*
Dibromofluoromethane (Surr)	*104*		*70 - 130*
4-Bromofluorobenzene (Surr)	*92*		*70 - 130*

Method: 8270D - Semivolatile Organic Compounds (GC/MS)

Lab Sample ID: MB 680-423033/20-A
Matrix: Solid
Analysis Batch: 423122

Client Sample ID: Method Blank
Prep Type: Total/NA
Prep Batch: 423033

Analyte	MB Result	MB Qualifier	RL	MDL	Unit	D	Prepared	Analyzed	Dil Fac
1,1'-Biphenyl	1700	U	1700	1700	ug/Kg		02/26/16 11:50	02/26/16 19:31	1
1,2,4,5-Tetrachlorobenzene	31	U	330	31	ug/Kg		02/26/16 11:50	02/26/16 19:31	1
2,2'-Oxybis(1-chloropropane)	30	U	330	30	ug/Kg		02/26/16 11:50	02/26/16 19:31	1
2,3,4,6-Tetrachlorophenol	22	U	330	22	ug/Kg		02/26/16 11:50	02/26/16 19:31	1
2,4,5-Trichlorophenol	35	U	330	35	ug/Kg		02/26/16 11:50	02/26/16 19:31	1
2,4,6-Trichlorophenol	29	U	330	29	ug/Kg		02/26/16 11:50	02/26/16 19:31	1
2,4-Dichlorophenol	35	U	330	35	ug/Kg		02/26/16 11:50	02/26/16 19:31	1
2,4-Dimethylphenol	44	U	330	44	ug/Kg		02/26/16 11:50	02/26/16 19:31	1
2,4-Dinitrophenol	830	U	1700	830	ug/Kg		02/26/16 11:50	02/26/16 19:31	1
2,4-Dinitrotoluene	49	U	330	49	ug/Kg		02/26/16 11:50	02/26/16 19:31	1
2,6-Dinitrotoluene	42	U	330	42	ug/Kg		02/26/16 11:50	02/26/16 19:31	1
2-Chloronaphthalene	35	U	330	35	ug/Kg		02/26/16 11:50	02/26/16 19:31	1
2-Chlorophenol	40	U	330	40	ug/Kg		02/26/16 11:50	02/26/16 19:31	1
2-Methylnaphthalene	38	U	330	38	ug/Kg		02/26/16 11:50	02/26/16 19:31	1
2-Methylphenol	27	U	330	27	ug/Kg		02/26/16 11:50	02/26/16 19:31	1
2-Nitroaniline	45	U	1700	45	ug/Kg		02/26/16 11:50	02/26/16 19:31	1
2-Nitrophenol	41	U	330	41	ug/Kg		02/26/16 11:50	02/26/16 19:31	1
3 & 4 Methylphenol	43	U	330	43	ug/Kg		02/26/16 11:50	02/26/16 19:31	1
3,3'-Dichlorobenzidine	28	U	660	28	ug/Kg		02/26/16 11:50	02/26/16 19:31	1
3-Nitroaniline	46	U	1700	46	ug/Kg		02/26/16 11:50	02/26/16 19:31	1
4,6-Dinitro-2-methylphenol	170	U	1700	170	ug/Kg		02/26/16 11:50	02/26/16 19:31	1
4-Bromophenyl phenyl ether	36	U	330	36	ug/Kg		02/26/16 11:50	02/26/16 19:31	1
4-Chloro-3-methylphenol	35	U	330	35	ug/Kg		02/26/16 11:50	02/26/16 19:31	1
4-Chloroaniline	52	U	660	52	ug/Kg		02/26/16 11:50	02/26/16 19:31	1
4-Chlorophenyl phenyl ether	44	U	330	44	ug/Kg		02/26/16 11:50	02/26/16 19:31	1
4-Nitroaniline	49	U	1700	49	ug/Kg		02/26/16 11:50	02/26/16 19:31	1
4-Nitrophenol	330	U	1700	330	ug/Kg		02/26/16 11:50	02/26/16 19:31	1
Acenaphthene	41	U	330	41	ug/Kg		02/26/16 11:50	02/26/16 19:31	1
Acenaphthylene	36	U	330	36	ug/Kg		02/26/16 11:50	02/26/16 19:31	1
Acetophenone	28	U	330	28	ug/Kg		02/26/16 11:50	02/26/16 19:31	1

Method: 8270D - Semivolatile Organic Compounds (GC/MS) (Continued)

Lab Sample ID: MB 680-423033/20-A
Matrix: Solid
Analysis Batch: 423122

Client Sample ID: Method Blank
Prep Type: Total/NA
Prep Batch: 423033

Analyte	MB Result	MB Qualifier	RL	MDL	Unit	D	Prepared	Analyzed	Dil Fac
Anthracene	25	U	330	25	ug/Kg		02/26/16 11:50	02/26/16 19:31	1
Atrazine	23	U	330	23	ug/Kg		02/26/16 11:50	02/26/16 19:31	1
Benzaldehyde	58	U	330	58	ug/Kg		02/26/16 11:50	02/26/16 19:31	1
Benzo[a]anthracene	27	U	330	27	ug/Kg		02/26/16 11:50	02/26/16 19:31	1
Benzo[a]pyrene	52	U	330	52	ug/Kg		02/26/16 11:50	02/26/16 19:31	1
Benzo[b]fluoranthene	38	U	330	38	ug/Kg		02/26/16 11:50	02/26/16 19:31	1
Benzo[g,h,i]perylene	22	U	330	22	ug/Kg		02/26/16 11:50	02/26/16 19:31	1
Benzo[k]fluoranthene	65	U	330	65	ug/Kg		02/26/16 11:50	02/26/16 19:31	1
Bis(2-chloroethoxy)methane	39	U	330	39	ug/Kg		02/26/16 11:50	02/26/16 19:31	1
Bis(2-chloroethyl)ether	45	U	330	45	ug/Kg		02/26/16 11:50	02/26/16 19:31	1
Bis(2-ethylhexyl) phthalate	29	U	330	29	ug/Kg		02/26/16 11:50	02/26/16 19:31	1
Butyl benzyl phthalate	26	U	330	26	ug/Kg		02/26/16 11:50	02/26/16 19:31	1
Caprolactam	66	U	330	66	ug/Kg		02/26/16 11:50	02/26/16 19:31	1
Carbazole	30	U	330	30	ug/Kg		02/26/16 11:50	02/26/16 19:31	1
Chrysene	21	U	330	21	ug/Kg		02/26/16 11:50	02/26/16 19:31	1
Dibenz(a,h)anthracene	39	U	330	39	ug/Kg		02/26/16 11:50	02/26/16 19:31	1
Dibenzofuran	33	U	330	33	ug/Kg		02/26/16 11:50	02/26/16 19:31	1
Diethyl phthalate	37	U	330	37	ug/Kg		02/26/16 11:50	02/26/16 19:31	1
Dimethyl phthalate	34	U	330	34	ug/Kg		02/26/16 11:50	02/26/16 19:31	1
Di-n-butyl phthalate	30	U	330	30	ug/Kg		02/26/16 11:50	02/26/16 19:31	1
Di-n-octyl phthalate	29	U	330	29	ug/Kg		02/26/16 11:50	02/26/16 19:31	1
Fluoranthene	32	U	330	32	ug/Kg		02/26/16 11:50	02/26/16 19:31	1
Fluorene	36	U	330	36	ug/Kg		02/26/16 11:50	02/26/16 19:31	1
Hexachlorobenzene	39	U	330	39	ug/Kg		02/26/16 11:50	02/26/16 19:31	1
Hexachlorobutadiene	36	U	330	36	ug/Kg		02/26/16 11:50	02/26/16 19:31	1
Hexachlorocyclopentadiene	41	U	330	41	ug/Kg		02/26/16 11:50	02/26/16 19:31	1
Hexachloroethane	28	U	330	28	ug/Kg		02/26/16 11:50	02/26/16 19:31	1
Indeno[1,2,3-cd]pyrene	28	U	330	28	ug/Kg		02/26/16 11:50	02/26/16 19:31	1
Isophorone	33	U	330	33	ug/Kg		02/26/16 11:50	02/26/16 19:31	1
Naphthalene	30	U	330	30	ug/Kg		02/26/16 11:50	02/26/16 19:31	1
Nitrobenzene	26	U	330	26	ug/Kg		02/26/16 11:50	02/26/16 19:31	1
N-Nitrosodi-n-propylamine	32	U	330	32	ug/Kg		02/26/16 11:50	02/26/16 19:31	1
N-Nitrosodiphenylamine	33	U	330	33	ug/Kg		02/26/16 11:50	02/26/16 19:31	1
Pentachlorophenol	330	U	1700	330	ug/Kg		02/26/16 11:50	02/26/16 19:31	1
Phenanthrene	27	U	330	27	ug/Kg		02/26/16 11:50	02/26/16 19:31	1
Phenol	34	U	330	34	ug/Kg		02/26/16 11:50	02/26/16 19:31	1
Pyrene	27	U	330	27	ug/Kg		02/26/16 11:50	02/26/16 19:31	1
1,4-Dioxane	120	U	330	120	ug/Kg		02/26/16 11:50	02/26/16 19:31	1

Surrogate	*MB %Recovery*	*MB Qualifier*	*Limits*	*Prepared*	*Analyzed*	*Dil Fac*
2,4,6-Tribromophenol	*104*		*45 - 129*	*02/26/16 11:50*	*02/26/16 19:31*	*1*
2-Fluorobiphenyl	*83*		*41 - 116*	*02/26/16 11:50*	*02/26/16 19:31*	*1*
2-Fluorophenol	*82*		*39 - 114*	*02/26/16 11:50*	*02/26/16 19:31*	*1*
Nitrobenzene-d5	*79*		*37 - 115*	*02/26/16 11:50*	*02/26/16 19:31*	*1*
Phenol-d5	*86*		*38 - 122*	*02/26/16 11:50*	*02/26/16 19:31*	*1*
Terphenyl-d14	*93*		*46 - 126*	*02/26/16 11:50*	*02/26/16 19:31*	*1*

Method: 8270D - Semivolatile Organic Compounds (GC/MS) (Continued)

Lab Sample ID: LCS 680-423033/21-A
Matrix: Solid
Analysis Batch: 423122

Client Sample ID: Lab Control Sample
Prep Type: Total/NA
Prep Batch: 423033

Analyte	Spike Added	LCS Result	LCS Qualifier	Unit	D	%Rec	%Rec. Limits
1,1'-Biphenyl	3330	3010		ug/Kg		90	48 - 130
1,2,4,5-Tetrachlorobenzene	3330	3000		ug/Kg		90	10 - 130
2,2'-Oxybis(1-chloropropane)	3330	2650		ug/Kg		79	38 - 130
2,3,4,6-Tetrachlorophenol	3330	3800		ug/Kg		114	10 - 130
2,4,5-Trichlorophenol	3330	3570		ug/Kg		107	51 - 130
2,4,6-Trichlorophenol	3330	3580		ug/Kg		107	50 - 130
2,4-Dichlorophenol	3330	3250		ug/Kg		97	48 - 130
2,4-Dimethylphenol	3330	3190		ug/Kg		96	43 - 130
2,4-Dinitrophenol	6670	4300		ug/Kg		65	10 - 130
2,4-Dinitrotoluene	3330	3650		ug/Kg		109	49 - 111
2,6-Dinitrotoluene	3330	3510		ug/Kg		105	49 - 130
2-Chloronaphthalene	3330	3060		ug/Kg		92	48 - 130
2-Chlorophenol	3330	3120		ug/Kg		94	47 - 130
2-Methylnaphthalene	3330	2910		ug/Kg		87	48 - 130
2-Methylphenol	3330	3120		ug/Kg		94	46 - 130
2-Nitroaniline	3330	3520		ug/Kg		106	44 - 130
2-Nitrophenol	3330	3560		ug/Kg		107	43 - 130
3 & 4 Methylphenol	3330	3260		ug/Kg		98	46 - 130
3,3'-Dichlorobenzidine	3330	2800		ug/Kg		84	16 - 130
3-Nitroaniline	3330	2940		ug/Kg		88	21 - 130
4,6-Dinitro-2-methylphenol	6670	5770		ug/Kg		87	23 - 130
4-Bromophenyl phenyl ether	3330	3360		ug/Kg		101	53 - 130
4-Chloro-3-methylphenol	3330	3410		ug/Kg		102	51 - 130
4-Chloroaniline	3330	2110		ug/Kg		63	10 - 130
4-Chlorophenyl phenyl ether	3330	3180		ug/Kg		96	49 - 130
4-Nitroaniline	3330	3170		ug/Kg		95	41 - 130
4-Nitrophenol	6670	6980		ug/Kg		105	40 - 130
Acenaphthene	3330	3030		ug/Kg		91	47 - 130
Acenaphthylene	3330	3140		ug/Kg		94	45 - 130
Acetophenone	3330	2640		ug/Kg		79	44 - 130
Anthracene	3330	3270		ug/Kg		98	50 - 130
Atrazine	3330	3180		ug/Kg		95	47 - 130
Benzaldehyde	3330	254	J *	ug/Kg		8	10 - 130
Benzo[a]anthracene	3330	3390		ug/Kg		102	50 - 130
Benzo[a]pyrene	3330	3310		ug/Kg		99	47 - 131
Benzo[b]fluoranthene	3330	3510		ug/Kg		105	48 - 130
Benzo[g,h,i]perylene	3330	3370		ug/Kg		101	42 - 130
Benzo[k]fluoranthene	3330	3110		ug/Kg		93	48 - 108
Bis(2-chloroethoxy)methane	3330	2940		ug/Kg		88	47 - 130
Bis(2-chloroethyl)ether	3330	2850		ug/Kg		85	37 - 130
Bis(2-ethylhexyl) phthalate	3330	3700		ug/Kg		111	48 - 130
Butyl benzyl phthalate	3330	3630		ug/Kg		109	53 - 134
Caprolactam	3330	3230		ug/Kg		97	44 - 130
Carbazole	3330	3270		ug/Kg		98	51 - 130
Chrysene	3330	3260		ug/Kg		98	47 - 130
Dibenz(a,h)anthracene	3330	3480		ug/Kg		104	44 - 130
Dibenzofuran	3330	3070		ug/Kg		92	49 - 130
Diethyl phthalate	3330	3260		ug/Kg		98	49 - 130

Method: 8270D - Semivolatile Organic Compounds (GC/MS) (Continued)

Lab Sample ID: LCS 680-423033/21-A
Matrix: Solid
Analysis Batch: 423122

Client Sample ID: Lab Control Sample
Prep Type: Total/NA
Prep Batch: 423033

Analyte	Spike Added	LCS Result	LCS Qualifier	Unit	D	%Rec	%Rec. Limits
Dimethyl phthalate	3330	3220		ug/Kg		97	50 - 130
Di-n-butyl phthalate	3330	3530		ug/Kg		106	52 - 130
Di-n-octyl phthalate	3330	3800		ug/Kg		114	46 - 130
Fluoranthene	3330	3340		ug/Kg		100	51 - 130
Fluorene	3330	3160		ug/Kg		95	52 - 130
Hexachlorobenzene	3330	3300		ug/Kg		99	53 - 130
Hexachlorobutadiene	3330	2830		ug/Kg		85	48 - 130
Hexachlorocyclopentadiene	3330	3370		ug/Kg		101	28 - 130
Hexachloroethane	3330	2740		ug/Kg		82	42 - 130
Indeno[1,2,3-cd]pyrene	3330	3550		ug/Kg		106	41 - 130
Isophorone	3330	2950		ug/Kg		88	48 - 130
Naphthalene	3330	2840		ug/Kg		85	47 - 130
Nitrobenzene	3330	2950		ug/Kg		89	45 - 130
N-Nitrosodi-n-propylamine	3330	2980		ug/Kg		89	38 - 130
N-Nitrosodiphenylamine	3330	3310		ug/Kg		99	50 - 130
Pentachlorophenol	6670	7400		ug/Kg		111	41 - 130
Phenanthrene	3330	3220		ug/Kg		97	52 - 130
Phenol	3330	3350		ug/Kg		100	47 - 130
Pyrene	3330	3250		ug/Kg		97	50 - 130
1,4-Dioxane	3330	1630		ug/Kg		49	14 - 130

Surrogate	*LCS %Recovery*	*LCS Qualifier*	*Limits*
2,4,6-Tribromophenol	*116*		*45 - 129*
2-Fluorobiphenyl	*90*		*41 - 116*
2-Fluorophenol	*93*		*39 - 114*
Nitrobenzene-d5	*87*		*37 - 115*
Phenol-d5	*96*		*38 - 122*
Terphenyl-d14	*100*		*46 - 126*

Lab Sample ID: 680-122281-28 MS
Matrix: Solid
Analysis Batch: 423122

Client Sample ID: C0AD1
Prep Type: Total/NA
Prep Batch: 423033

Analyte	Sample Result	Sample Qualifier	Spike Added	MS Result	MS Qualifier	Unit	D	%Rec	%Rec. Limits
1,1'-Biphenyl	1900	U	3720	3050		ug/Kg	☼	82	57 - 130
1,2,4,5-Tetrachlorobenzene	34	U	3720	2990		ug/Kg	☼	80	10 - 130
2,2'-Oxybis(1-chloropropane)	33	U	3720	2710		ug/Kg	☼	73	44 - 130
2,3,4,6-Tetrachlorophenol	24	U	3720	3770		ug/Kg	☼	101	10 - 130
2,4,5-Trichlorophenol	39	U	3720	3460		ug/Kg	☼	93	60 - 130
2,4,6-Trichlorophenol	32	U	3720	3420		ug/Kg	☼	92	53 - 130
2,4-Dichlorophenol	39	U	3720	3290		ug/Kg	☼	89	53 - 130
2,4-Dimethylphenol	49	U	3720	3200		ug/Kg	☼	86	47 - 130
2,4-Dinitrophenol	920	U F1	7430	4660		ug/Kg	☼	63	10 - 154
2,4-Dinitrotoluene	54	U	3720	3530		ug/Kg	☼	95	55 - 130
2,6-Dinitrotoluene	47	U	3720	3340		ug/Kg	☼	90	57 - 130
2-Chloronaphthalene	39	U	3720	3070		ug/Kg	☼	82	55 - 130
2-Chlorophenol	44	U	3720	3050		ug/Kg	☼	82	51 - 130
2-Methylnaphthalene	42	U	3720	3030		ug/Kg	☼	81	55 - 130

Method: 8270D - Semivolatile Organic Compounds (GC/MS) (Continued)

Lab Sample ID: 680-122281-28 MS
Matrix: Solid
Analysis Batch: 423122

Client Sample ID: C0AD1
Prep Type: Total/NA
Prep Batch: 423033

Analyte	Sample Result	Sample Qualifier	Spike Added	MS Result	MS Qualifier	Unit	D	%Rec	%Rec. Limits
2-Methylphenol	30	U	3720	3090		ug/Kg	☼	83	49 - 130
2-Nitroaniline	50	U	3720	3400		ug/Kg	☼	91	52 - 130
2-Nitrophenol	46	U	3720	3570		ug/Kg	☼	96	45 - 130
3 & 4 Methylphenol	48	U	3720	3230		ug/Kg	☼	87	50 - 130
3,3'-Dichlorobenzidine	31	U F1	3720	2510		ug/Kg	☼	68	45 - 130
3-Nitroaniline	51	U	3720	2770		ug/Kg	☼	75	42 - 130
4,6-Dinitro-2-methylphenol	190	U F2	7430	5840		ug/Kg	☼	79	14 - 137
4-Bromophenyl phenyl ether	40	U	3720	3040		ug/Kg	☼	82	65 - 130
4-Chloro-3-methylphenol	39	U	3720	3420		ug/Kg	☼	92	52 - 130
4-Chloroaniline	58	U F2 F1	3720	1590		ug/Kg	☼	43	36 - 130
4-Chlorophenyl phenyl ether	49	U	3720	3220		ug/Kg	☼	87	61 - 130
4-Nitroaniline	54	U	3720	3450		ug/Kg	☼	93	49 - 130
4-Nitrophenol	370	U	7430	7200		ug/Kg	☼	97	30 - 130
Acenaphthene	46	U	3720	3020		ug/Kg	☼	81	58 - 130
Acenaphthylene	40	U	3720	3180		ug/Kg	☼	86	58 - 130
Acetophenone	31	U	3720	2730		ug/Kg	☼	73	42 - 130
Anthracene	51	J	3720	3210		ug/Kg	☼	85	60 - 130
Atrazine	26	U	3720	2960		ug/Kg	☼	80	54 - 141
Benzaldehyde	64	U *	3720	1980		ug/Kg	☼	53	10 - 130
Benzo[a]anthracene	170	J	3720	3430		ug/Kg	☼	88	62 - 130
Benzo[a]pyrene	170	J	3720	3150		ug/Kg	☼	80	68 - 131
Benzo[b]fluoranthene	260	J F2 F1	3720	3350		ug/Kg	☼	83	53 - 130
Benzo[g,h,i]perylene	150	J	3720	3200		ug/Kg	☼	82	54 - 130
Benzo[k]fluoranthene	110	J	3720	2890		ug/Kg	☼	75	57 - 130
Bis(2-chloroethoxy)methane	43	U	3720	2970		ug/Kg	☼	80	56 - 130
Bis(2-chloroethyl)ether	50	U	3720	2770		ug/Kg	☼	75	42 - 130
Bis(2-ethylhexyl) phthalate	32	U	3720	3500		ug/Kg	☼	94	62 - 132
Butyl benzyl phthalate	29	U	3720	3330		ug/Kg	☼	89	65 - 134
Caprolactam	73	U	3720	2970		ug/Kg	☼	80	52 - 130
Carbazole	33	U	3720	3390		ug/Kg	☼	91	60 - 130
Chrysene	200	J	3720	3280		ug/Kg	☼	83	62 - 130
Dibenz(a,h)anthracene	43	U	3720	3280		ug/Kg	☼	88	56 - 130
Dibenzofuran	37	U	3720	3160		ug/Kg	☼	85	56 - 130
Diethyl phthalate	41	U	3720	3270		ug/Kg	☼	88	62 - 130
Dimethyl phthalate	38	U	3720	3080		ug/Kg	☼	83	63 - 130
Di-n-butyl phthalate	33	U	3720	3500		ug/Kg	☼	94	65 - 130
Di-n-octyl phthalate	32	U	3720	3830		ug/Kg	☼	103	59 - 146
Fluoranthene	420	F2 F1	3720	4230		ug/Kg	☼	102	62 - 130
Fluorene	40	U	3720	3250		ug/Kg	☼	87	58 - 130
Hexachlorobenzene	43	U	3720	3020		ug/Kg	☼	81	59 - 130
Hexachlorobutadiene	40	U	3720	2920		ug/Kg	☼	78	47 - 130
Hexachlorocyclopentadiene	46	U F2 F1	3720	2540		ug/Kg	☼	68	35 - 130
Hexachloroethane	31	U	3720	2800		ug/Kg	☼	75	44 - 130
Indeno[1,2,3-cd]pyrene	140	J	3720	3670		ug/Kg	☼	95	52 - 130
Isophorone	37	U	3720	2940		ug/Kg	☼	79	48 - 130
Naphthalene	41	J	3720	3150		ug/Kg	☼	84	54 - 130
Nitrobenzene	29	U	3720	3050		ug/Kg	☼	82	43 - 130
N-Nitrosodi-n-propylamine	36	U	3720	2960		ug/Kg	☼	80	48 - 130

Method: 8270D - Semivolatile Organic Compounds (GC/MS) (Continued)

Lab Sample ID: 680-122281-28 MS
Matrix: Solid
Analysis Batch: 423122

Client Sample ID: C0AD1
Prep Type: Total/NA
Prep Batch: 423033

Analyte	Sample Result	Sample Qualifier	Spike Added	MS Result	MS Qualifier	Unit	D	%Rec	%Rec. Limits
N-Nitrosodiphenylamine	37	U	3720	3000		ug/Kg	☼	81	62 - 130
Pentachlorophenol	370	U	7430	6800		ug/Kg	☼	92	38 - 131
Phenanthrene	30	U	3720	3430		ug/Kg	☼	92	61 - 130
Phenol	38	U	3720	3130		ug/Kg	☼	84	46 - 130
Pyrene	290	J F2 F1	3720	3050		ug/Kg	☼	74	59 - 130
1,4-Dioxane	130	U	3720	1800		ug/Kg	☼	48	10 - 130

Surrogate	*MS %Recovery*	*MS Qualifier*	*Limits*
2,4,6-Tribromophenol	*111*		*45 - 129*
2-Fluorobiphenyl	*80*		*41 - 116*
2-Fluorophenol	*81*		*39 - 114*
Nitrobenzene-d5	*80*		*37 - 115*
Phenol-d5	*84*		*38 - 122*
Terphenyl-d14	*76*		*46 - 126*

Lab Sample ID: 680-122281-28 MSD
Matrix: Solid
Analysis Batch: 423185

Client Sample ID: C0AD1
Prep Type: Total/NA
Prep Batch: 423033

Analyte	Sample Result	Sample Qualifier	Spike Added	MSD Result	MSD Qualifier	Unit	D	%Rec	%Rec. Limits	RPD	RPD Limit
1,1'-Biphenyl	1900	U	3700	2710		ug/Kg	☼	73	57 - 130	12	50
1,2,4,5-Tetrachlorobenzene	34	U	3700	2490		ug/Kg	☼	67	10 - 130	18	50
2,2'-Oxybis(1-chloropropane)	33	U	3700	3010		ug/Kg	☼	81	44 - 130	11	50
2,3,4,6-Tetrachlorophenol	24	U	3700	2460		ug/Kg	☼	67	10 - 130	42	50
2,4,5-Trichlorophenol	39	U	3700	2610		ug/Kg	☼	71	60 - 130	28	50
2,4,6-Trichlorophenol	32	U	3700	2630		ug/Kg	☼	71	53 - 130	26	50
2,4-Dichlorophenol	39	U	3700	2600		ug/Kg	☼	70	53 - 130	24	50
2,4-Dimethylphenol	49	U	3700	2690		ug/Kg	☼	73	47 - 130	17	50
2,4-Dinitrophenol	920	U F1	7390	920	U F1	ug/Kg	☼	0	10 - 154	NC	50
2,4-Dinitrotoluene	54	U	3700	2560		ug/Kg	☼	69	55 - 130	32	50
2,6-Dinitrotoluene	47	U	3700	2600		ug/Kg	☼	70	57 - 130	25	50
2-Chloronaphthalene	39	U	3700	2580		ug/Kg	☼	70	55 - 130	17	50
2-Chlorophenol	44	U	3700	2600		ug/Kg	☼	70	51 - 130	16	50
2-Methylnaphthalene	42	U	3700	2610		ug/Kg	☼	71	55 - 130	15	50
2-Methylphenol	30	U	3700	2560		ug/Kg	☼	69	49 - 130	19	50
2-Nitroaniline	50	U	3700	3150		ug/Kg	☼	85	52 - 130	8	50
2-Nitrophenol	46	U	3700	2390		ug/Kg	☼	65	45 - 130	40	50
3 & 4 Methylphenol	48	U	3700	2550		ug/Kg	☼	69	50 - 130	24	50
3,3'-Dichlorobenzidine	31	U F1	3700	1600	F1	ug/Kg	☼	43	45 - 130	44	50
3-Nitroaniline	51	U	3700	2090		ug/Kg	☼	57	42 - 130	28	50
4,6-Dinitro-2-methylphenol	190	U F2	7390	1050	J F2	ug/Kg	☼	14	14 - 137	139	50
4-Bromophenyl phenyl ether	40	U	3700	2730		ug/Kg	☼	74	65 - 130	11	50
4-Chloro-3-methylphenol	39	U	3700	2750		ug/Kg	☼	74	52 - 130	22	50
4-Chloroaniline	58	U F2 F1	3700	668	J F1 F2	ug/Kg	☼	18	36 - 130	81	50
4-Chlorophenyl phenyl ether	49	U	3700	2600		ug/Kg	☼	70	61 - 130	21	50
4-Nitroaniline	54	U	3700	2390		ug/Kg	☼	65	49 - 130	36	50
4-Nitrophenol	370	U	7390	6320		ug/Kg	☼	85	30 - 130	13	50
Acenaphthene	46	U	3700	2320		ug/Kg	☼	63	58 - 130	26	50

Method: 8270D - Semivolatile Organic Compounds (GC/MS) (Continued)

Lab Sample ID: 680-122281-28 MSD
Matrix: Solid
Analysis Batch: 423185

Client Sample ID: C0AD1
Prep Type: Total/NA
Prep Batch: 423033

Analyte	Sample Result	Sample Qualifier	Spike Added	MSD Result	MSD Qualifier	Unit	D	%Rec	%Rec. Limits	RPD	RPD Limit
Acenaphthylene	40	U	3700	2630		ug/Kg	☼	71	58 - 130	19	50
Acetophenone	31	U	3700	2400		ug/Kg	☼	65	42 - 130	13	50
Anthracene	51	J	3700	3300		ug/Kg	☼	88	60 - 130	3	50
Atrazine	26	U	3700	2200		ug/Kg	☼	60	54 - 141	29	50
Benzaldehyde	64	U *	3700	3080		ug/Kg	☼	83	10 - 130	43	50
Benzo[a]anthracene	170	J	3700	4700		ug/Kg	☼	123	62 - 130	31	50
Benzo[a]pyrene	170	J	3700	4380		ug/Kg	☼	114	68 - 131	33	50
Benzo[b]fluoranthene	260	J F2 F1	3700	5790	F1 F2	ug/Kg	☼	150	53 - 130	53	50
Benzo[g,h,i]perylene	150	J	3700	3310		ug/Kg	☼	86	54 - 130	3	50
Benzo[k]fluoranthene	110	J	3700	3240		ug/Kg	☼	85	57 - 130	11	50
Bis(2-chloroethoxy)methane	43	U	3700	2770		ug/Kg	☼	75	56 - 130	7	50
Bis(2-chloroethyl)ether	50	U	3700	2920		ug/Kg	☼	79	42 - 130	5	50
Bis(2-ethylhexyl) phthalate	32	U	3700	2870		ug/Kg	☼	78	62 - 132	20	50
Butyl benzyl phthalate	29	U	3700	2800		ug/Kg	☼	76	65 - 134	17	50
Caprolactam	73	U	3700	2680		ug/Kg	☼	73	52 - 130	10	50
Carbazole	33	U	3700	2820		ug/Kg	☼	76	60 - 130	18	50
Chrysene	200	J	3700	4590		ug/Kg	☼	119	62 - 130	33	50
Dibenz(a,h)anthracene	43	U	3700	3010		ug/Kg	☼	81	56 - 130	8	50
Dibenzofuran	37	U	3700	2680		ug/Kg	☼	72	56 - 130	17	50
Diethyl phthalate	41	U	3700	2680		ug/Kg	☼	72	62 - 130	20	50
Dimethyl phthalate	38	U	3700	2720		ug/Kg	☼	74	63 - 130	12	50
Di-n-butyl phthalate	33	U	3700	2910		ug/Kg	☼	79	65 - 130	19	50
Di-n-octyl phthalate	32	U	3700	2810		ug/Kg	☼	76	59 - 146	31	50
Fluoranthene	420	F2 F1	3700	7180	F1 F2	ug/Kg	☼	183	62 - 130	52	50
Fluorene	40	U	3700	2690		ug/Kg	☼	73	58 - 130	19	50
Hexachlorobenzene	43	U	3700	2540		ug/Kg	☼	69	59 - 130	17	50
Hexachlorobutadiene	40	U	3700	2440		ug/Kg	☼	66	47 - 130	18	50
Hexachlorocyclopentadiene	46	U F2 F1	3700	442	F1 F2	ug/Kg	☼	12	35 - 130	141	50
Hexachloroethane	31	U	3700	2030		ug/Kg	☼	55	44 - 130	32	50
Indeno[1,2,3-cd]pyrene	140	J	3700	3140		ug/Kg	☼	81	52 - 130	15	50
Isophorone	37	U	3700	2880		ug/Kg	☼	78	48 - 130	2	50
Naphthalene	41	J	3700	2580		ug/Kg	☼	69	54 - 130	20	50
Nitrobenzene	29	U	3700	2900		ug/Kg	☼	78	43 - 130	5	50
N-Nitrosodi-n-propylamine	36	U	3700	2870		ug/Kg	☼	78	48 - 130	3	50
N-Nitrosodiphenylamine	37	U	3700	2830		ug/Kg	☼	77	62 - 130	6	50
Pentachlorophenol	370	U	7390	4320		ug/Kg	☼	58	38 - 131	45	50
Phenanthrene	30	U	3700	4120		ug/Kg	☼	111	61 - 130	18	50
Phenol	38	U	3700	2560		ug/Kg	☼	69	46 - 130	20	50
Pyrene	290	J F2 F1	3700	5940	F1 F2	ug/Kg	☼	153	59 - 130	64	50
1,4-Dioxane	130	U	3700	1660		ug/Kg	☼	45	10 - 130	8	50

Surrogate	*MSD %Recovery*	*MSD Qualifier*	*Limits*
2,4,6-Tribromophenol	*60*		*45 - 129*
2-Fluorobiphenyl	*68*		*41 - 116*
2-Fluorophenol	*62*		*39 - 114*
Nitrobenzene-d5	*72*		*37 - 115*
Phenol-d5	*70*		*38 - 122*
Terphenyl-d14	*66*		*46 - 126*

Method: 8270D - Semivolatile Organic Compounds (GC/MS) (Continued)

Lab Sample ID: MB 680-423394/21-A
Matrix: Solid
Analysis Batch: 423632

Client Sample ID: Method Blank
Prep Type: Total/NA
Prep Batch: 423394

Analyte	MB Result	MB Qualifier	RL	MDL	Unit	D	Prepared	Analyzed	Dil Fac
1,1'-Biphenyl	1700	U	1700	1700	ug/Kg		03/01/16 11:51	03/02/16 14:56	1
1,2,4,5-Tetrachlorobenzene	31	U	330	31	ug/Kg		03/01/16 11:51	03/02/16 14:56	1
2,2'-Oxybis(1-chloropropane)	30	U	330	30	ug/Kg		03/01/16 11:51	03/02/16 14:56	1
2,3,4,6-Tetrachlorophenol	22	U	330	22	ug/Kg		03/01/16 11:51	03/02/16 14:56	1
2,4,5-Trichlorophenol	35	U	330	35	ug/Kg		03/01/16 11:51	03/02/16 14:56	1
2,4,6-Trichlorophenol	29	U	330	29	ug/Kg		03/01/16 11:51	03/02/16 14:56	1
2,4-Dichlorophenol	35	U	330	35	ug/Kg		03/01/16 11:51	03/02/16 14:56	1
2,4-Dimethylphenol	44	U	330	44	ug/Kg		03/01/16 11:51	03/02/16 14:56	1
2,4-Dinitrophenol	830	U	1700	830	ug/Kg		03/01/16 11:51	03/02/16 14:56	1
2,4-Dinitrotoluene	49	U	330	49	ug/Kg		03/01/16 11:51	03/02/16 14:56	1
2,6-Dinitrotoluene	42	U	330	42	ug/Kg		03/01/16 11:51	03/02/16 14:56	1
2-Chloronaphthalene	35	U	330	35	ug/Kg		03/01/16 11:51	03/02/16 14:56	1
2-Chlorophenol	40	U	330	40	ug/Kg		03/01/16 11:51	03/02/16 14:56	1
2-Methylnaphthalene	38	U	330	38	ug/Kg		03/01/16 11:51	03/02/16 14:56	1
2-Methylphenol	27	U	330	27	ug/Kg		03/01/16 11:51	03/02/16 14:56	1
2-Nitroaniline	45	U	1700	45	ug/Kg		03/01/16 11:51	03/02/16 14:56	1
2-Nitrophenol	41	U	330	41	ug/Kg		03/01/16 11:51	03/02/16 14:56	1
3 & 4 Methylphenol	43	U	330	43	ug/Kg		03/01/16 11:51	03/02/16 14:56	1
3,3'-Dichlorobenzidine	28	U	660	28	ug/Kg		03/01/16 11:51	03/02/16 14:56	1
3-Nitroaniline	46	U	1700	46	ug/Kg		03/01/16 11:51	03/02/16 14:56	1
4,6-Dinitro-2-methylphenol	170	U	1700	170	ug/Kg		03/01/16 11:51	03/02/16 14:56	1
4-Bromophenyl phenyl ether	36	U	330	36	ug/Kg		03/01/16 11:51	03/02/16 14:56	1
4-Chloro-3-methylphenol	35	U	330	35	ug/Kg		03/01/16 11:51	03/02/16 14:56	1
4-Chloroaniline	52	U	660	52	ug/Kg		03/01/16 11:51	03/02/16 14:56	1
4-Chlorophenyl phenyl ether	44	U	330	44	ug/Kg		03/01/16 11:51	03/02/16 14:56	1
4-Nitroaniline	49	U	1700	49	ug/Kg		03/01/16 11:51	03/02/16 14:56	1
4-Nitrophenol	330	U	1700	330	ug/Kg		03/01/16 11:51	03/02/16 14:56	1
Acenaphthene	41	U	330	41	ug/Kg		03/01/16 11:51	03/02/16 14:56	1
Acenaphthylene	36	U	330	36	ug/Kg		03/01/16 11:51	03/02/16 14:56	1
Acetophenone	28	U	330	28	ug/Kg		03/01/16 11:51	03/02/16 14:56	1
Anthracene	25	U	330	25	ug/Kg		03/01/16 11:51	03/02/16 14:56	1
Atrazine	23	U	330	23	ug/Kg		03/01/16 11:51	03/02/16 14:56	1
Benzaldehyde	58	U	330	58	ug/Kg		03/01/16 11:51	03/02/16 14:56	1
Benzo[a]anthracene	27	U	330	27	ug/Kg		03/01/16 11:51	03/02/16 14:56	1
Benzo[a]pyrene	52	U	330	52	ug/Kg		03/01/16 11:51	03/02/16 14:56	1
Benzo[b]fluoranthene	38	U	330	38	ug/Kg		03/01/16 11:51	03/02/16 14:56	1
Benzo[g,h,i]perylene	22	U	330	22	ug/Kg		03/01/16 11:51	03/02/16 14:56	1
Benzo[k]fluoranthene	65	U	330	65	ug/Kg		03/01/16 11:51	03/02/16 14:56	1
Bis(2-chloroethoxy)methane	39	U	330	39	ug/Kg		03/01/16 11:51	03/02/16 14:56	1
Bis(2-chloroethyl)ether	45	U	330	45	ug/Kg		03/01/16 11:51	03/02/16 14:56	1
Bis(2-ethylhexyl) phthalate	29	U	330	29	ug/Kg		03/01/16 11:51	03/02/16 14:56	1
Butyl benzyl phthalate	26	U	330	26	ug/Kg		03/01/16 11:51	03/02/16 14:56	1
Caprolactam	66	U	330	66	ug/Kg		03/01/16 11:51	03/02/16 14:56	1
Carbazole	30	U	330	30	ug/Kg		03/01/16 11:51	03/02/16 14:56	1
Chrysene	21	U	330	21	ug/Kg		03/01/16 11:51	03/02/16 14:56	1
Dibenz(a,h)anthracene	39	U	330	39	ug/Kg		03/01/16 11:51	03/02/16 14:56	1
Dibenzofuran	33	U	330	33	ug/Kg		03/01/16 11:51	03/02/16 14:56	1
Diethyl phthalate	37	U	330	37	ug/Kg		03/01/16 11:51	03/02/16 14:56	1

Method: 8270D - Semivolatile Organic Compounds (GC/MS) (Continued)

Lab Sample ID: MB 680-423394/21-A
Matrix: Solid
Analysis Batch: 423632

Client Sample ID: Method Blank
Prep Type: Total/NA
Prep Batch: 423394

Analyte	MB Result	MB Qualifier	RL	MDL	Unit	D	Prepared	Analyzed	Dil Fac
Dimethyl phthalate	34	U	330	34	ug/Kg		03/01/16 11:51	03/02/16 14:56	1
Di-n-butyl phthalate	30	U	330	30	ug/Kg		03/01/16 11:51	03/02/16 14:56	1
Di-n-octyl phthalate	29	U	330	29	ug/Kg		03/01/16 11:51	03/02/16 14:56	1
Fluoranthene	32	U	330	32	ug/Kg		03/01/16 11:51	03/02/16 14:56	1
Fluorene	36	U	330	36	ug/Kg		03/01/16 11:51	03/02/16 14:56	1
Hexachlorobenzene	39	U	330	39	ug/Kg		03/01/16 11:51	03/02/16 14:56	1
Hexachlorobutadiene	36	U	330	36	ug/Kg		03/01/16 11:51	03/02/16 14:56	1
Hexachlorocyclopentadiene	41	U	330	41	ug/Kg		03/01/16 11:51	03/02/16 14:56	1
Hexachloroethane	28	U	330	28	ug/Kg		03/01/16 11:51	03/02/16 14:56	1
Indeno[1,2,3-cd]pyrene	28	U	330	28	ug/Kg		03/01/16 11:51	03/02/16 14:56	1
Isophorone	33	U	330	33	ug/Kg		03/01/16 11:51	03/02/16 14:56	1
Naphthalene	30	U	330	30	ug/Kg		03/01/16 11:51	03/02/16 14:56	1
Nitrobenzene	26	U	330	26	ug/Kg		03/01/16 11:51	03/02/16 14:56	1
N-Nitrosodi-n-propylamine	32	U	330	32	ug/Kg		03/01/16 11:51	03/02/16 14:56	1
N-Nitrosodiphenylamine	33	U	330	33	ug/Kg		03/01/16 11:51	03/02/16 14:56	1
Pentachlorophenol	330	U	1700	330	ug/Kg		03/01/16 11:51	03/02/16 14:56	1
Phenanthrene	27	U	330	27	ug/Kg		03/01/16 11:51	03/02/16 14:56	1
Phenol	34	U	330	34	ug/Kg		03/01/16 11:51	03/02/16 14:56	1
Pyrene	27	U	330	27	ug/Kg		03/01/16 11:51	03/02/16 14:56	1
1,4-Dioxane	120	U	330	120	ug/Kg		03/01/16 11:51	03/02/16 14:56	1

Surrogate	*MB %Recovery*	*MB Qualifier*	*Limits*	*Prepared*	*Analyzed*	*Dil Fac*
2,4,6-Tribromophenol	*76*		*45 - 129*	*03/01/16 11:51*	*03/02/16 14:56*	*1*
2-Fluorobiphenyl	*66*		*41 - 116*	*03/01/16 11:51*	*03/02/16 14:56*	*1*
2-Fluorophenol	*49*		*39 - 114*	*03/01/16 11:51*	*03/02/16 14:56*	*1*
Nitrobenzene-d5	*58*		*37 - 115*	*03/01/16 11:51*	*03/02/16 14:56*	*1*
Phenol-d5	*48*		*38 - 122*	*03/01/16 11:51*	*03/02/16 14:56*	*1*
Terphenyl-d14	*75*		*46 - 126*	*03/01/16 11:51*	*03/02/16 14:56*	*1*

Lab Sample ID: LCS 680-423394/22-A
Matrix: Solid
Analysis Batch: 423632

Client Sample ID: Lab Control Sample
Prep Type: Total/NA
Prep Batch: 423394

Analyte	Spike Added	LCS Result	LCS Qualifier	Unit	D	%Rec	%Rec. Limits
1,1'-Biphenyl	3340	2780		ug/Kg		83	48 - 130
1,2,4,5-Tetrachlorobenzene	3340	2930		ug/Kg		88	10 - 130
2,2'-Oxybis(1-chloropropane)	3340	1720		ug/Kg		52	38 - 130
2,3,4,6-Tetrachlorophenol	3340	3210		ug/Kg		96	10 - 130
2,4,5-Trichlorophenol	3340	2820		ug/Kg		84	51 - 130
2,4,6-Trichlorophenol	3340	3280		ug/Kg		98	50 - 130
2,4-Dichlorophenol	3340	2970		ug/Kg		89	48 - 130
2,4-Dimethylphenol	3340	2810		ug/Kg		84	43 - 130
2,4-Dinitrophenol	6680	4530		ug/Kg		68	10 - 130
2,4-Dinitrotoluene	3340	3060		ug/Kg		92	49 - 111
2,6-Dinitrotoluene	3340	3080		ug/Kg		92	49 - 130
2-Chloronaphthalene	3340	2870		ug/Kg		86	48 - 130
2-Chlorophenol	3340	2390		ug/Kg		72	47 - 130
2-Methylnaphthalene	3340	2880		ug/Kg		86	48 - 130

Method: 8270D - Semivolatile Organic Compounds (GC/MS) (Continued)

Lab Sample ID: LCS 680-423394/22-A
Matrix: Solid
Analysis Batch: 423632

Client Sample ID: Lab Control Sample
Prep Type: Total/NA
Prep Batch: 423394

Analyte	Spike Added	LCS Result	LCS Qualifier	Unit	D	%Rec	%Rec. Limits
2-Methylphenol	3340	2510		ug/Kg		75	46 - 130
2-Nitroaniline	3340	2480		ug/Kg		74	44 - 130
2-Nitrophenol	3340	2750		ug/Kg		82	43 - 130
3 & 4 Methylphenol	3340	2660		ug/Kg		80	46 - 130
3,3'-Dichlorobenzidine	3340	2540		ug/Kg		76	16 - 130
3-Nitroaniline	3340	2630		ug/Kg		79	21 - 130
4,6-Dinitro-2-methylphenol	6680	5800		ug/Kg		87	23 - 130
4-Bromophenyl phenyl ether	3340	3160		ug/Kg		95	53 - 130
4-Chloro-3-methylphenol	3340	2880		ug/Kg		86	51 - 130
4-Chloroaniline	3340	2670		ug/Kg		80	10 - 130
4-Chlorophenyl phenyl ether	3340	3070		ug/Kg		92	49 - 130
4-Nitroaniline	3340	2780		ug/Kg		83	41 - 130
4-Nitrophenol	6680	5390		ug/Kg		81	40 - 130
Acenaphthene	3340	2810		ug/Kg		84	47 - 130
Acenaphthylene	3340	2800		ug/Kg		84	45 - 130
Acetophenone	3340	2600		ug/Kg		78	44 - 130
Anthracene	3340	3070		ug/Kg		92	50 - 130
Atrazine	3340	3020		ug/Kg		90	47 - 130
Benzaldehyde	3340	618		ug/Kg		19	10 - 130
Benzo[a]anthracene	3340	2980		ug/Kg		89	50 - 130
Benzo[a]pyrene	3340	3050		ug/Kg		91	47 - 131
Benzo[b]fluoranthene	3340	3030		ug/Kg		91	48 - 130
Benzo[g,h,i]perylene	3340	3220		ug/Kg		96	42 - 130
Benzo[k]fluoranthene	3340	3160		ug/Kg		95	48 - 108
Bis(2-chloroethoxy)methane	3340	2540		ug/Kg		76	47 - 130
Bis(2-chloroethyl)ether	3340	1710		ug/Kg		51	37 - 130
Bis(2-ethylhexyl) phthalate	3340	2830		ug/Kg		85	48 - 130
Butyl benzyl phthalate	3340	2700		ug/Kg		81	53 - 134
Caprolactam	3340	2750		ug/Kg		82	44 - 130
Carbazole	3340	3030		ug/Kg		91	51 - 130
Chrysene	3340	2930		ug/Kg		88	47 - 130
Dibenz(a,h)anthracene	3340	3250		ug/Kg		97	44 - 130
Dibenzofuran	3340	2870		ug/Kg		86	49 - 130
Diethyl phthalate	3340	2980		ug/Kg		89	49 - 130
Dimethyl phthalate	3340	3010		ug/Kg		90	50 - 130
Di-n-butyl phthalate	3340	3090		ug/Kg		92	52 - 130
Di-n-octyl phthalate	3340	2730		ug/Kg		82	46 - 130
Fluoranthene	3340	3180		ug/Kg		95	51 - 130
Fluorene	3340	2950		ug/Kg		88	52 - 130
Hexachlorobenzene	3340	3260		ug/Kg		98	53 - 130
Hexachlorobutadiene	3340	3020		ug/Kg		91	48 - 130
Hexachlorocyclopentadiene	3340	3210		ug/Kg		96	28 - 130
Hexachloroethane	3340	2500		ug/Kg		75	42 - 130
Indeno[1,2,3-cd]pyrene	3340	3190		ug/Kg		95	41 - 130
Isophorone	3340	2510		ug/Kg		75	48 - 130
Naphthalene	3340	2690		ug/Kg		81	47 - 130
Nitrobenzene	3340	2400		ug/Kg		72	45 - 130
N-Nitrosodi-n-propylamine	3340	2330		ug/Kg		70	38 - 130

Method: 8270D - Semivolatile Organic Compounds (GC/MS) (Continued)

Lab Sample ID: LCS 680-423394/22-A
Matrix: Solid
Analysis Batch: 423632

Client Sample ID: Lab Control Sample
Prep Type: Total/NA
Prep Batch: 423394

Analyte	Spike Added	LCS Result	LCS Qualifier	Unit	D	%Rec	%Rec. Limits
N-Nitrosodiphenylamine	3340	2960		ug/Kg		89	50 - 130
Pentachlorophenol	6680	6290		ug/Kg		94	41 - 130
Phenanthrene	3340	3030		ug/Kg		91	52 - 130
Phenol	3340	2110		ug/Kg		63	47 - 130
Pyrene	3340	2920		ug/Kg		87	50 - 130
1,4-Dioxane	3340	972		ug/Kg		29	14 - 130

Surrogate	*LCS %Recovery*	*LCS Qualifier*	*Limits*
2,4,6-Tribromophenol	*108*		*45 - 129*
2-Fluorobiphenyl	*83*		*41 - 116*
2-Fluorophenol	*60*		*39 - 114*
Nitrobenzene-d5	*73*		*37 - 115*
Phenol-d5	*63*		*38 - 122*
Terphenyl-d14	*90*		*46 - 126*

Lab Sample ID: MB 680-423412/14-A
Matrix: Solid
Analysis Batch: 423613

Client Sample ID: Method Blank
Prep Type: Total/NA
Prep Batch: 423412

Analyte	MB Result	MB Qualifier	RL	MDL	Unit	D	Prepared	Analyzed	Dil Fac
1,1'-Biphenyl	1700	U	1700	1700	ug/Kg		03/01/16 13:09	03/02/16 19:24	1
1,2,4,5-Tetrachlorobenzene	31	U	330	31	ug/Kg		03/01/16 13:09	03/02/16 19:24	1
2,2'-Oxybis(1-chloropropane)	30	U	330	30	ug/Kg		03/01/16 13:09	03/02/16 19:24	1
2,3,4,6-Tetrachlorophenol	22	U	330	22	ug/Kg		03/01/16 13:09	03/02/16 19:24	1
2,4,5-Trichlorophenol	35	U	330	35	ug/Kg		03/01/16 13:09	03/02/16 19:24	1
2,4,6-Trichlorophenol	29	U	330	29	ug/Kg		03/01/16 13:09	03/02/16 19:24	1
2,4-Dichlorophenol	35	U	330	35	ug/Kg		03/01/16 13:09	03/02/16 19:24	1
2,4-Dimethylphenol	44	U	330	44	ug/Kg		03/01/16 13:09	03/02/16 19:24	1
2,4-Dinitrophenol	830	U	1700	830	ug/Kg		03/01/16 13:09	03/02/16 19:24	1
2,4-Dinitrotoluene	49	U	330	49	ug/Kg		03/01/16 13:09	03/02/16 19:24	1
2,6-Dinitrotoluene	42	U	330	42	ug/Kg		03/01/16 13:09	03/02/16 19:24	1
2-Chloronaphthalene	35	U	330	35	ug/Kg		03/01/16 13:09	03/02/16 19:24	1
2-Chlorophenol	40	U	330	40	ug/Kg		03/01/16 13:09	03/02/16 19:24	1
2-Methylnaphthalene	38	U	330	38	ug/Kg		03/01/16 13:09	03/02/16 19:24	1
2-Methylphenol	27	U	330	27	ug/Kg		03/01/16 13:09	03/02/16 19:24	1
2-Nitroaniline	45	U	1700	45	ug/Kg		03/01/16 13:09	03/02/16 19:24	1
2-Nitrophenol	41	U	330	41	ug/Kg		03/01/16 13:09	03/02/16 19:24	1
3 & 4 Methylphenol	43	U	330	43	ug/Kg		03/01/16 13:09	03/02/16 19:24	1
3,3'-Dichlorobenzidine	28	U	660	28	ug/Kg		03/01/16 13:09	03/02/16 19:24	1
3-Nitroaniline	46	U	1700	46	ug/Kg		03/01/16 13:09	03/02/16 19:24	1
4,6-Dinitro-2-methylphenol	170	U	1700	170	ug/Kg		03/01/16 13:09	03/02/16 19:24	1
4-Bromophenyl phenyl ether	36	U	330	36	ug/Kg		03/01/16 13:09	03/02/16 19:24	1
4-Chloro-3-methylphenol	35	U	330	35	ug/Kg		03/01/16 13:09	03/02/16 19:24	1
4-Chloroaniline	52	U	660	52	ug/Kg		03/01/16 13:09	03/02/16 19:24	1
4-Chlorophenyl phenyl ether	44	U	330	44	ug/Kg		03/01/16 13:09	03/02/16 19:24	1
4-Nitroaniline	49	U	1700	49	ug/Kg		03/01/16 13:09	03/02/16 19:24	1
4-Nitrophenol	330	U	1700	330	ug/Kg		03/01/16 13:09	03/02/16 19:24	1
Acenaphthene	41	U	330	41	ug/Kg		03/01/16 13:09	03/02/16 19:24	1

Method: 8270D - Semivolatile Organic Compounds (GC/MS) (Continued)

Lab Sample ID: MB 680-423412/14-A
Matrix: Solid
Analysis Batch: 423613

Client Sample ID: Method Blank
Prep Type: Total/NA
Prep Batch: 423412

Analyte	MB Result	MB Qualifier	RL	MDL	Unit	D	Prepared	Analyzed	Dil Fac
Acenaphthylene	36	U	330	36	ug/Kg		03/01/16 13:09	03/02/16 19:24	1
Acetophenone	28	U	330	28	ug/Kg		03/01/16 13:09	03/02/16 19:24	1
Anthracene	25	U	330	25	ug/Kg		03/01/16 13:09	03/02/16 19:24	1
Atrazine	23	U	330	23	ug/Kg		03/01/16 13:09	03/02/16 19:24	1
Benzaldehyde	58	U	330	58	ug/Kg		03/01/16 13:09	03/02/16 19:24	1
Benzo[a]anthracene	27	U	330	27	ug/Kg		03/01/16 13:09	03/02/16 19:24	1
Benzo[a]pyrene	52	U	330	52	ug/Kg		03/01/16 13:09	03/02/16 19:24	1
Benzo[b]fluoranthene	38	U	330	38	ug/Kg		03/01/16 13:09	03/02/16 19:24	1
Benzo[g,h,i]perylene	22	U	330	22	ug/Kg		03/01/16 13:09	03/02/16 19:24	1
Benzo[k]fluoranthene	65	U	330	65	ug/Kg		03/01/16 13:09	03/02/16 19:24	1
Bis(2-chloroethoxy)methane	39	U	330	39	ug/Kg		03/01/16 13:09	03/02/16 19:24	1
Bis(2-chloroethyl)ether	45	U	330	45	ug/Kg		03/01/16 13:09	03/02/16 19:24	1
Bis(2-ethylhexyl) phthalate	29	U	330	29	ug/Kg		03/01/16 13:09	03/02/16 19:24	1
Butyl benzyl phthalate	26	U	330	26	ug/Kg		03/01/16 13:09	03/02/16 19:24	1
Caprolactam	66	U	330	66	ug/Kg		03/01/16 13:09	03/02/16 19:24	1
Carbazole	30	U	330	30	ug/Kg		03/01/16 13:09	03/02/16 19:24	1
Chrysene	21	U	330	21	ug/Kg		03/01/16 13:09	03/02/16 19:24	1
Dibenz(a,h)anthracene	39	U	330	39	ug/Kg		03/01/16 13:09	03/02/16 19:24	1
Dibenzofuran	33	U	330	33	ug/Kg		03/01/16 13:09	03/02/16 19:24	1
Diethyl phthalate	37	U	330	37	ug/Kg		03/01/16 13:09	03/02/16 19:24	1
Dimethyl phthalate	34	U	330	34	ug/Kg		03/01/16 13:09	03/02/16 19:24	1
Di-n-butyl phthalate	30	U	330	30	ug/Kg		03/01/16 13:09	03/02/16 19:24	1
Di-n-octyl phthalate	29	U	330	29	ug/Kg		03/01/16 13:09	03/02/16 19:24	1
Fluoranthene	32	U	330	32	ug/Kg		03/01/16 13:09	03/02/16 19:24	1
Fluorene	36	U	330	36	ug/Kg		03/01/16 13:09	03/02/16 19:24	1
Hexachlorobenzene	39	U	330	39	ug/Kg		03/01/16 13:09	03/02/16 19:24	1
Hexachlorobutadiene	36	U	330	36	ug/Kg		03/01/16 13:09	03/02/16 19:24	1
Hexachlorocyclopentadiene	41	U	330	41	ug/Kg		03/01/16 13:09	03/02/16 19:24	1
Hexachloroethane	28	U	330	28	ug/Kg		03/01/16 13:09	03/02/16 19:24	1
Indeno[1,2,3-cd]pyrene	28	U	330	28	ug/Kg		03/01/16 13:09	03/02/16 19:24	1
Isophorone	33	U	330	33	ug/Kg		03/01/16 13:09	03/02/16 19:24	1
Naphthalene	30	U	330	30	ug/Kg		03/01/16 13:09	03/02/16 19:24	1
Nitrobenzene	26	U	330	26	ug/Kg		03/01/16 13:09	03/02/16 19:24	1
N-Nitrosodi-n-propylamine	32	U	330	32	ug/Kg		03/01/16 13:09	03/02/16 19:24	1
N-Nitrosodiphenylamine	33	U	330	33	ug/Kg		03/01/16 13:09	03/02/16 19:24	1
Pentachlorophenol	330	U	1700	330	ug/Kg		03/01/16 13:09	03/02/16 19:24	1
Phenanthrene	27	U	330	27	ug/Kg		03/01/16 13:09	03/02/16 19:24	1
Phenol	34	U	330	34	ug/Kg		03/01/16 13:09	03/02/16 19:24	1
Pyrene	27	U	330	27	ug/Kg		03/01/16 13:09	03/02/16 19:24	1
1,4-Dioxane	120	U	330	120	ug/Kg		03/01/16 13:09	03/02/16 19:24	1

Surrogate	*MB %Recovery*	*MB Qualifier*	*Limits*	*Prepared*	*Analyzed*	*Dil Fac*
2,4,6-Tribromophenol	*84*		*45 - 129*	*03/01/16 13:09*	*03/02/16 19:24*	*1*
2-Fluorobiphenyl	*89*		*41 - 116*	*03/01/16 13:09*	*03/02/16 19:24*	*1*
2-Fluorophenol	*83*		*39 - 114*	*03/01/16 13:09*	*03/02/16 19:24*	*1*
Nitrobenzene-d5	*77*		*37 - 115*	*03/01/16 13:09*	*03/02/16 19:24*	*1*
Phenol-d5	*87*		*38 - 122*	*03/01/16 13:09*	*03/02/16 19:24*	*1*
Terphenyl-d14	*100*		*46 - 126*	*03/01/16 13:09*	*03/02/16 19:24*	*1*

Method: 8270D - Semivolatile Organic Compounds (GC/MS) (Continued)

Lab Sample ID: LCS 680-423412/15-A
Matrix: Solid
Analysis Batch: 423613

Client Sample ID: Lab Control Sample
Prep Type: Total/NA
Prep Batch: 423412

Analyte	Spike Added	LCS Result	LCS Qualifier	Unit	D	%Rec	%Rec. Limits
1,1'-Biphenyl	3330	2630		ug/Kg		79	48 - 130
1,2,4,5-Tetrachlorobenzene	3330	2640		ug/Kg		79	10 - 130
2,2'-Oxybis(1-chloropropane)	3330	2600		ug/Kg		78	38 - 130
2,3,4,6-Tetrachlorophenol	3330	2770		ug/Kg		83	10 - 130
2,4,5-Trichlorophenol	3330	2630		ug/Kg		79	51 - 130
2,4,6-Trichlorophenol	3330	2710		ug/Kg		81	50 - 130
2,4-Dichlorophenol	3330	2720		ug/Kg		82	48 - 130
2,4-Dimethylphenol	3330	2840		ug/Kg		85	43 - 130
2,4-Dinitrophenol	6660	4020		ug/Kg		60	10 - 130
2,4-Dinitrotoluene	3330	2760		ug/Kg		83	49 - 111
2,6-Dinitrotoluene	3330	2740		ug/Kg		82	49 - 130
2-Chloronaphthalene	3330	2610		ug/Kg		78	48 - 130
2-Chlorophenol	3330	2780		ug/Kg		83	47 - 130
2-Methylnaphthalene	3330	2600		ug/Kg		78	48 - 130
2-Methylphenol	3330	2770		ug/Kg		83	46 - 130
2-Nitroaniline	3330	2670		ug/Kg		80	44 - 130
2-Nitrophenol	3330	2680		ug/Kg		80	43 - 130
3 & 4 Methylphenol	3330	2750		ug/Kg		83	46 - 130
3,3'-Dichlorobenzidine	3330	1690		ug/Kg		51	16 - 130
3-Nitroaniline	3330	2030		ug/Kg		61	21 - 130
4,6-Dinitro-2-methylphenol	6660	4960		ug/Kg		74	23 - 130
4-Bromophenyl phenyl ether	3330	2730		ug/Kg		82	53 - 130
4-Chloro-3-methylphenol	3330	2720		ug/Kg		82	51 - 130
4-Chloroaniline	3330	1650		ug/Kg		50	10 - 130
4-Chlorophenyl phenyl ether	3330	2640		ug/Kg		79	49 - 130
4-Nitroaniline	3330	2300		ug/Kg		69	41 - 130
4-Nitrophenol	6660	5380		ug/Kg		81	40 - 130
Acenaphthene	3330	2540		ug/Kg		76	47 - 130
Acenaphthylene	3330	2600		ug/Kg		78	45 - 130
Acetophenone	3330	2560		ug/Kg		77	44 - 130
Anthracene	3330	2750		ug/Kg		82	50 - 130
Atrazine	3330	2810		ug/Kg		85	47 - 130
Benzaldehyde	3330	367		ug/Kg		11	10 - 130
Benzo[a]anthracene	3330	2840		ug/Kg		85	50 - 130
Benzo[a]pyrene	3330	2940		ug/Kg		88	47 - 131
Benzo[b]fluoranthene	3330	2800		ug/Kg		84	48 - 130
Benzo[g,h,i]perylene	3330	2880		ug/Kg		86	42 - 130
Benzo[k]fluoranthene	3330	2940		ug/Kg		88	48 - 108
Bis(2-chloroethoxy)methane	3330	2630		ug/Kg		79	47 - 130
Bis(2-chloroethyl)ether	3330	2690		ug/Kg		81	37 - 130
Bis(2-ethylhexyl) phthalate	3330	2930		ug/Kg		88	48 - 130
Butyl benzyl phthalate	3330	2900		ug/Kg		87	53 - 134
Caprolactam	3330	2980		ug/Kg		90	44 - 130
Carbazole	3330	2820		ug/Kg		85	51 - 130
Chrysene	3330	2810		ug/Kg		85	47 - 130
Dibenz(a,h)anthracene	3330	2910		ug/Kg		87	44 - 130
Dibenzofuran	3330	2600		ug/Kg		78	49 - 130
Diethyl phthalate	3330	2720		ug/Kg		82	49 - 130

Method: 8270D - Semivolatile Organic Compounds (GC/MS) (Continued)

Lab Sample ID: LCS 680-423412/15-A
Matrix: Solid
Analysis Batch: 423613

Client Sample ID: Lab Control Sample
Prep Type: Total/NA
Prep Batch: 423412

Analyte	Spike Added	LCS Result	LCS Qualifier	Unit	D	%Rec	%Rec. Limits
Dimethyl phthalate	3330	2630		ug/Kg		79	50 - 130
Di-n-butyl phthalate	3330	2860		ug/Kg		86	52 - 130
Di-n-octyl phthalate	3330	2920		ug/Kg		88	46 - 130
Fluoranthene	3330	2830		ug/Kg		85	51 - 130
Fluorene	3330	2630		ug/Kg		79	52 - 130
Hexachlorobenzene	3330	2780		ug/Kg		84	53 - 130
Hexachlorobutadiene	3330	2540		ug/Kg		76	48 - 130
Hexachlorocyclopentadiene	3330	2610		ug/Kg		78	28 - 130
Hexachloroethane	3330	2520		ug/Kg		76	42 - 130
Indeno[1,2,3-cd]pyrene	3330	2920		ug/Kg		88	41 - 130
Isophorone	3330	2610		ug/Kg		78	48 - 130
Naphthalene	3330	2590		ug/Kg		78	47 - 130
Nitrobenzene	3330	2600		ug/Kg		78	45 - 130
N-Nitrosodi-n-propylamine	3330	2710		ug/Kg		81	38 - 130
N-Nitrosodiphenylamine	3330	2740		ug/Kg		82	50 - 130
Pentachlorophenol	6660	5640		ug/Kg		85	41 - 130
Phenanthrene	3330	2720		ug/Kg		82	52 - 130
Phenol	3330	2660		ug/Kg		80	47 - 130
Pyrene	3330	2770		ug/Kg		83	50 - 130
1,4-Dioxane	3330	1530		ug/Kg		46	14 - 130

Surrogate	*LCS %Recovery*	*LCS Qualifier*	*Limits*
2,4,6-Tribromophenol	*85*		*45 - 129*
2-Fluorobiphenyl	*78*		*41 - 116*
2-Fluorophenol	*83*		*39 - 114*
Nitrobenzene-d5	*79*		*37 - 115*
Phenol-d5	*84*		*38 - 122*
Terphenyl-d14	*85*		*46 - 126*

Lab Sample ID: MB 680-425465/12-A
Matrix: Solid
Analysis Batch: 426358

Client Sample ID: Method Blank
Prep Type: Total/NA
Prep Batch: 425465

Analyte	MB Result	MB Qualifier	RL	MDL	Unit	D	Prepared	Analyzed	Dil Fac
1,1'-Biphenyl	1700	U	1700	1700	ug/Kg		03/17/16 09:58	03/23/16 19:48	1
1,2,4,5-Tetrachlorobenzene	31	U	330	31	ug/Kg		03/17/16 09:58	03/23/16 19:48	1
2,2'-Oxybis(1-chloropropane)	30	U	330	30	ug/Kg		03/17/16 09:58	03/23/16 19:48	1
2,3,4,6-Tetrachlorophenol	22	U	330	22	ug/Kg		03/17/16 09:58	03/23/16 19:48	1
2,4,5-Trichlorophenol	35	U	330	35	ug/Kg		03/17/16 09:58	03/23/16 19:48	1
2,4,6-Trichlorophenol	29	U	330	29	ug/Kg		03/17/16 09:58	03/23/16 19:48	1
2,4-Dichlorophenol	35	U	330	35	ug/Kg		03/17/16 09:58	03/23/16 19:48	1
2,4-Dimethylphenol	44	U	330	44	ug/Kg		03/17/16 09:58	03/23/16 19:48	1
2,4-Dinitrophenol	830	U	1700	830	ug/Kg		03/17/16 09:58	03/23/16 19:48	1
2,4-Dinitrotoluene	49	U	330	49	ug/Kg		03/17/16 09:58	03/23/16 19:48	1
2,6-Dinitrotoluene	42	U	330	42	ug/Kg		03/17/16 09:58	03/23/16 19:48	1
2-Chloronaphthalene	35	U	330	35	ug/Kg		03/17/16 09:58	03/23/16 19:48	1
2-Chlorophenol	40	U	330	40	ug/Kg		03/17/16 09:58	03/23/16 19:48	1
2-Methylnaphthalene	38	U	330	38	ug/Kg		03/17/16 09:58	03/23/16 19:48	1

Method: 8270D - Semivolatile Organic Compounds (GC/MS) (Continued)

Lab Sample ID: MB 680-425465/12-A
Matrix: Solid
Analysis Batch: 426358

Client Sample ID: Method Blank
Prep Type: Total/NA
Prep Batch: 425465

Analyte	MB Result	MB Qualifier	RL	MDL	Unit	D	Prepared	Analyzed	Dil Fac
2-Methylphenol	27	U	330	27	ug/Kg		03/17/16 09:58	03/23/16 19:48	1
2-Nitroaniline	45	U	1700	45	ug/Kg		03/17/16 09:58	03/23/16 19:48	1
2-Nitrophenol	41	U	330	41	ug/Kg		03/17/16 09:58	03/23/16 19:48	1
3 & 4 Methylphenol	43	U	330	43	ug/Kg		03/17/16 09:58	03/23/16 19:48	1
3,3'-Dichlorobenzidine	28	U	660	28	ug/Kg		03/17/16 09:58	03/23/16 19:48	1
3-Nitroaniline	46	U	1700	46	ug/Kg		03/17/16 09:58	03/23/16 19:48	1
4,6-Dinitro-2-methylphenol	170	U	1700	170	ug/Kg		03/17/16 09:58	03/23/16 19:48	1
4-Bromophenyl phenyl ether	36	U	330	36	ug/Kg		03/17/16 09:58	03/23/16 19:48	1
4-Chloro-3-methylphenol	35	U	330	35	ug/Kg		03/17/16 09:58	03/23/16 19:48	1
4-Chloroaniline	52	U	660	52	ug/Kg		03/17/16 09:58	03/23/16 19:48	1
4-Chlorophenyl phenyl ether	44	U	330	44	ug/Kg		03/17/16 09:58	03/23/16 19:48	1
4-Nitroaniline	49	U	1700	49	ug/Kg		03/17/16 09:58	03/23/16 19:48	1
4-Nitrophenol	330	U	1700	330	ug/Kg		03/17/16 09:58	03/23/16 19:48	1
Acenaphthene	41	U	330	41	ug/Kg		03/17/16 09:58	03/23/16 19:48	1
Acenaphthylene	36	U	330	36	ug/Kg		03/17/16 09:58	03/23/16 19:48	1
Acetophenone	28	U	330	28	ug/Kg		03/17/16 09:58	03/23/16 19:48	1
Anthracene	25	U	330	25	ug/Kg		03/17/16 09:58	03/23/16 19:48	1
Atrazine	23	U	330	23	ug/Kg		03/17/16 09:58	03/23/16 19:48	1
Benzaldehyde	58	U	330	58	ug/Kg		03/17/16 09:58	03/23/16 19:48	1
Benzo[a]anthracene	27	U	330	27	ug/Kg		03/17/16 09:58	03/23/16 19:48	1
Benzo[a]pyrene	52	U	330	52	ug/Kg		03/17/16 09:58	03/23/16 19:48	1
Benzo[b]fluoranthene	38	U	330	38	ug/Kg		03/17/16 09:58	03/23/16 19:48	1
Benzo[g,h,i]perylene	22	U	330	22	ug/Kg		03/17/16 09:58	03/23/16 19:48	1
Benzo[k]fluoranthene	65	U	330	65	ug/Kg		03/17/16 09:58	03/23/16 19:48	1
Bis(2-chloroethoxy)methane	39	U	330	39	ug/Kg		03/17/16 09:58	03/23/16 19:48	1
Bis(2-chloroethyl)ether	45	U	330	45	ug/Kg		03/17/16 09:58	03/23/16 19:48	1
Bis(2-ethylhexyl) phthalate	29	U	330	29	ug/Kg		03/17/16 09:58	03/23/16 19:48	1
Butyl benzyl phthalate	26	U	330	26	ug/Kg		03/17/16 09:58	03/23/16 19:48	1
Caprolactam	66	U	330	66	ug/Kg		03/17/16 09:58	03/23/16 19:48	1
Carbazole	30	U	330	30	ug/Kg		03/17/16 09:58	03/23/16 19:48	1
Chrysene	21	U	330	21	ug/Kg		03/17/16 09:58	03/23/16 19:48	1
Dibenz(a,h)anthracene	39	U	330	39	ug/Kg		03/17/16 09:58	03/23/16 19:48	1
Dibenzofuran	33	U	330	33	ug/Kg		03/17/16 09:58	03/23/16 19:48	1
Diethyl phthalate	37	U	330	37	ug/Kg		03/17/16 09:58	03/23/16 19:48	1
Dimethyl phthalate	34	U	330	34	ug/Kg		03/17/16 09:58	03/23/16 19:48	1
Di-n-butyl phthalate	30	U	330	30	ug/Kg		03/17/16 09:58	03/23/16 19:48	1
Di-n-octyl phthalate	29	U	330	29	ug/Kg		03/17/16 09:58	03/23/16 19:48	1
Fluoranthene	32	U	330	32	ug/Kg		03/17/16 09:58	03/23/16 19:48	1
Fluorene	36	U	330	36	ug/Kg		03/17/16 09:58	03/23/16 19:48	1
Hexachlorobenzene	39	U	330	39	ug/Kg		03/17/16 09:58	03/23/16 19:48	1
Hexachlorobutadiene	36	U	330	36	ug/Kg		03/17/16 09:58	03/23/16 19:48	1
Hexachlorocyclopentadiene	41	U	330	41	ug/Kg		03/17/16 09:58	03/23/16 19:48	1
Hexachloroethane	28	U	330	28	ug/Kg		03/17/16 09:58	03/23/16 19:48	1
Indeno[1,2,3-cd]pyrene	28	U	330	28	ug/Kg		03/17/16 09:58	03/23/16 19:48	1
Isophorone	33	U	330	33	ug/Kg		03/17/16 09:58	03/23/16 19:48	1
Naphthalene	30	U	330	30	ug/Kg		03/17/16 09:58	03/23/16 19:48	1
Nitrobenzene	26	U	330	26	ug/Kg		03/17/16 09:58	03/23/16 19:48	1
N-Nitrosodi-n-propylamine	32	U	330	32	ug/Kg		03/17/16 09:58	03/23/16 19:48	1

Method: 8270D - Semivolatile Organic Compounds (GC/MS) (Continued)

Lab Sample ID: MB 680-425465/12-A
Matrix: Solid
Analysis Batch: 426358

Client Sample ID: Method Blank
Prep Type: Total/NA
Prep Batch: 425465

Analyte	MB Result	MB Qualifier	RL	MDL	Unit	D	Prepared	Analyzed	Dil Fac
N-Nitrosodiphenylamine	33	U	330	33	ug/Kg		03/17/16 09:58	03/23/16 19:48	1
Pentachlorophenol	330	U	1700	330	ug/Kg		03/17/16 09:58	03/23/16 19:48	1
Phenanthrene	27	U	330	27	ug/Kg		03/17/16 09:58	03/23/16 19:48	1
Phenol	34	U	330	34	ug/Kg		03/17/16 09:58	03/23/16 19:48	1
Pyrene	27	U	330	27	ug/Kg		03/17/16 09:58	03/23/16 19:48	1
1,4-Dioxane	120	U	330	120	ug/Kg		03/17/16 09:58	03/23/16 19:48	1

Surrogate	*MB %Recovery*	*MB Qualifier*	*Limits*	*Prepared*	*Analyzed*	*Dil Fac*
2,4,6-Tribromophenol	*82*		*45 - 129*	*03/17/16 09:58*	*03/23/16 19:48*	*1*
2-Fluorobiphenyl	*74*		*41 - 116*	*03/17/16 09:58*	*03/23/16 19:48*	*1*
2-Fluorophenol	*70*		*39 - 114*	*03/17/16 09:58*	*03/23/16 19:48*	*1*
Nitrobenzene-d5	*68*		*37 - 115*	*03/17/16 09:58*	*03/23/16 19:48*	*1*
Phenol-d5	*73*		*38 - 122*	*03/17/16 09:58*	*03/23/16 19:48*	*1*
Terphenyl-d14	*81*		*46 - 126*	*03/17/16 09:58*	*03/23/16 19:48*	*1*

Lab Sample ID: LCS 680-425465/13-A
Matrix: Solid
Analysis Batch: 426358

Client Sample ID: Lab Control Sample
Prep Type: Total/NA
Prep Batch: 425465

Analyte	Spike Added	LCS Result	LCS Qualifier	Unit	D	%Rec	%Rec. Limits
1,1'-Biphenyl	3320	2760		ug/Kg		83	48 - 130
1,2,4,5-Tetrachlorobenzene	3320	2700		ug/Kg		81	10 - 130
2,2'-Oxybis(1-chloropropane)	3320	2490		ug/Kg		75	38 - 130
2,3,4,6-Tetrachlorophenol	3320	3110		ug/Kg		94	10 - 130
2,4,5-Trichlorophenol	3320	3020		ug/Kg		91	51 - 130
2,4,6-Trichlorophenol	3320	2960		ug/Kg		89	50 - 130
2,4-Dichlorophenol	3320	2930		ug/Kg		88	48 - 130
2,4-Dimethylphenol	3320	2790		ug/Kg		84	43 - 130
2,4-Dinitrophenol	6640	4350		ug/Kg		65	10 - 130
2,4-Dinitrotoluene	3320	3100		ug/Kg		93	49 - 111
2,6-Dinitrotoluene	3320	2990		ug/Kg		90	49 - 130
2-Chloronaphthalene	3320	2700		ug/Kg		81	48 - 130
2-Chlorophenol	3320	2680		ug/Kg		81	47 - 130
2-Methylnaphthalene	3320	2710		ug/Kg		82	48 - 130
2-Methylphenol	3320	2750		ug/Kg		83	46 - 130
2-Nitroaniline	3320	2960		ug/Kg		89	44 - 130
2-Nitrophenol	3320	2740		ug/Kg		83	43 - 130
3 & 4 Methylphenol	3320	2800		ug/Kg		84	46 - 130
3,3'-Dichlorobenzidine	3320	2260		ug/Kg		68	16 - 130
3-Nitroaniline	3320	2470		ug/Kg		74	21 - 130
4,6-Dinitro-2-methylphenol	6640	5500		ug/Kg		83	23 - 130
4-Bromophenyl phenyl ether	3320	2980		ug/Kg		90	53 - 130
4-Chloro-3-methylphenol	3320	3040		ug/Kg		92	51 - 130
4-Chloroaniline	3320	2050		ug/Kg		62	10 - 130
4-Chlorophenyl phenyl ether	3320	2910		ug/Kg		88	49 - 130
4-Nitroaniline	3320	2920		ug/Kg		88	41 - 130
4-Nitrophenol	6640	6110		ug/Kg		92	40 - 130
Acenaphthene	3320	2860		ug/Kg		86	47 - 130

Method: 8270D - Semivolatile Organic Compounds (GC/MS) (Continued)

Lab Sample ID: LCS 680-425465/13-A
Matrix: Solid
Analysis Batch: 426358

Client Sample ID: Lab Control Sample
Prep Type: Total/NA
Prep Batch: 425465

Analyte	Spike Added	LCS Result	LCS Qualifier	Unit	D	%Rec	%Rec. Limits
Acenaphthylene	3320	2870		ug/Kg		87	45 - 130
Acetophenone	3320	2540		ug/Kg		77	44 - 130
Anthracene	3320	3010		ug/Kg		91	50 - 130
Atrazine	3320	2860		ug/Kg		86	47 - 130
Benzaldehyde	3320	1860		ug/Kg		56	10 - 130
Benzo[a]anthracene	3320	3190		ug/Kg		96	50 - 130
Benzo[a]pyrene	3320	3130		ug/Kg		94	47 - 131
Benzo[b]fluoranthene	3320	3040		ug/Kg		91	48 - 130
Benzo[g,h,i]perylene	3320	3130		ug/Kg		94	42 - 130
Benzo[k]fluoranthene	3320	3000		ug/Kg		90	48 - 108
Bis(2-chloroethoxy)methane	3320	2720		ug/Kg		82	47 - 130
Bis(2-chloroethyl)ether	3320	2580		ug/Kg		78	37 - 130
Bis(2-ethylhexyl) phthalate	3320	3300		ug/Kg		99	48 - 130
Butyl benzyl phthalate	3320	3320		ug/Kg		100	53 - 134
Caprolactam	3320	3350		ug/Kg		101	44 - 130
Carbazole	3320	3030		ug/Kg		91	51 - 130
Chrysene	3320	3080		ug/Kg		93	47 - 130
Dibenz(a,h)anthracene	3320	3170		ug/Kg		95	44 - 130
Dibenzofuran	3320	2870		ug/Kg		86	49 - 130
Diethyl phthalate	3320	3050		ug/Kg		92	49 - 130
Dimethyl phthalate	3320	2930		ug/Kg		88	50 - 130
Di-n-butyl phthalate	3320	3210		ug/Kg		97	52 - 130
Di-n-octyl phthalate	3320	3510		ug/Kg		106	46 - 130
Fluoranthene	3320	3070		ug/Kg		93	51 - 130
Fluorene	3320	2880		ug/Kg		87	52 - 130
Hexachlorobenzene	3320	2990		ug/Kg		90	53 - 130
Hexachlorobutadiene	3320	2600		ug/Kg		78	48 - 130
Hexachlorocyclopentadiene	3320	2470		ug/Kg		75	28 - 130
Hexachloroethane	3320	2340		ug/Kg		71	42 - 130
Indeno[1,2,3-cd]pyrene	3320	3230		ug/Kg		97	41 - 130
Isophorone	3320	2770		ug/Kg		84	48 - 130
Naphthalene	3320	2730		ug/Kg		82	47 - 130
Nitrobenzene	3320	2610		ug/Kg		79	45 - 130
N-Nitrosodi-n-propylamine	3320	2660		ug/Kg		80	38 - 130
N-Nitrosodiphenylamine	3320	3020		ug/Kg		91	50 - 130
Pentachlorophenol	6640	6200		ug/Kg		93	41 - 130
Phenanthrene	3320	3000		ug/Kg		90	52 - 130
Phenol	3320	2640		ug/Kg		80	47 - 130
Pyrene	3320	3110		ug/Kg		94	50 - 130
1,4-Dioxane	3320	1380		ug/Kg		42	14 - 130

Surrogate	*LCS %Recovery*	*LCS Qualifier*	*Limits*
2,4,6-Tribromophenol	*91*		*45 - 129*
2-Fluorobiphenyl	*81*		*41 - 116*
2-Fluorophenol	*81*		*39 - 114*
Nitrobenzene-d5	*82*		*37 - 115*
Phenol-d5	*82*		*38 - 122*
Terphenyl-d14	*93*		*46 - 126*

QC Sample Results

Client: Weston Solutions, Inc.
Project/Site: DAS R34842

TestAmerica Job ID: 680-122192-1
SDG: 680122192

Method: 6010C - Metals (ICP)

Lab Sample ID: MB 680-423241/1-A
Matrix: Solid
Analysis Batch: 423551

Client Sample ID: Method Blank
Prep Type: Total/NA
Prep Batch: 423241

Analyte	MB Result	MB Qualifier	RL	MDL	Unit	D	Prepared	Analyzed	Dil Fac
Aluminum	2.8	U	18	2.8	mg/Kg		02/29/16 10:11	03/01/16 20:22	1
Antimony	0.73	U	1.8	0.73	mg/Kg		02/29/16 10:11	03/01/16 20:22	1
Arsenic	0.71	U	1.8	0.71	mg/Kg		02/29/16 10:11	03/01/16 20:22	1
Barium	0.14	U	0.89	0.14	mg/Kg		02/29/16 10:11	03/01/16 20:22	1
Beryllium	0.0089	U	0.36	0.0089	mg/Kg		02/29/16 10:11	03/01/16 20:22	1
Cadmium	0.089	U	0.45	0.089	mg/Kg		02/29/16 10:11	03/01/16 20:22	1
Calcium	6.28	J	45	4.6	mg/Kg		02/29/16 10:11	03/01/16 20:22	1
Chromium	0.19	U	0.89	0.19	mg/Kg		02/29/16 10:11	03/01/16 20:22	1
Cobalt	0.089	U	0.89	0.089	mg/Kg		02/29/16 10:11	03/01/16 20:22	1
Copper	0.15	U	2.2	0.15	mg/Kg		02/29/16 10:11	03/01/16 20:22	1
Iron	4.7	U	18	4.7	mg/Kg		02/29/16 10:11	03/01/16 20:22	1
Lead	0.30	U	0.89	0.30	mg/Kg		02/29/16 10:11	03/01/16 20:22	1
Magnesium	7.9	U	45	7.9	mg/Kg		02/29/16 10:11	03/01/16 20:22	1
Manganese	0.089	U	0.89	0.089	mg/Kg		02/29/16 10:11	03/01/16 20:22	1
Nickel	0.34	U	3.6	0.34	mg/Kg		02/29/16 10:11	03/01/16 20:22	1
Potassium	2.2	U	89	2.2	mg/Kg		02/29/16 10:11	03/01/16 20:22	1
Selenium	0.87	U	2.2	0.87	mg/Kg		02/29/16 10:11	03/01/16 20:22	1
Silver	0.054	U	0.89	0.054	mg/Kg		02/29/16 10:11	03/01/16 20:22	1
Sodium	43	U	180	43	mg/Kg		02/29/16 10:11	03/01/16 20:22	1
Thallium	0.54	U	2.2	0.54	mg/Kg		02/29/16 10:11	03/01/16 20:22	1
Vanadium	0.089	U	0.89	0.089	mg/Kg		02/29/16 10:11	03/01/16 20:22	1
Zinc	0.63	U	1.8	0.63	mg/Kg		02/29/16 10:11	03/01/16 20:22	1

Lab Sample ID: LCS 680-423241/2-A
Matrix: Solid
Analysis Batch: 423551

Client Sample ID: Lab Control Sample
Prep Type: Total/NA
Prep Batch: 423241

Analyte	Spike Added	LCS Result	LCS Qualifier	Unit	D	%Rec	%Rec. Limits
Aluminum	463	450		mg/Kg		97	80 - 120
Antimony	4.63	4.58		mg/Kg		99	80 - 120
Arsenic	9.26	9.19		mg/Kg		99	80 - 120
Barium	9.26	9.51		mg/Kg		103	80 - 120
Beryllium	4.63	4.69		mg/Kg		101	80 - 120
Cadmium	4.63	4.82		mg/Kg		104	80 - 120
Calcium	463	473		mg/Kg		102	80 - 120
Chromium	9.26	9.74		mg/Kg		105	80 - 120
Cobalt	4.63	4.86		mg/Kg		105	80 - 120
Copper	9.26	9.57		mg/Kg		103	80 - 120
Iron	463	473		mg/Kg		102	80 - 120
Lead	46.3	46.3		mg/Kg		100	80 - 120
Magnesium	463	451		mg/Kg		97	80 - 120
Manganese	46.3	48.7		mg/Kg		105	80 - 120
Nickel	9.26	9.39		mg/Kg		101	80 - 120
Potassium	463	472		mg/Kg		102	80 - 120
Selenium	9.26	9.34		mg/Kg		101	80 - 120
Silver	4.63	4.70		mg/Kg		101	80 - 120
Sodium	463	469		mg/Kg		101	80 - 120
Thallium	3.70	3.86		mg/Kg		104	80 - 120

Method: 6010C - Metals (ICP) (Continued)

Lab Sample ID: LCS 680-423241/2-A
Matrix: Solid
Analysis Batch: 423551

Client Sample ID: Lab Control Sample
Prep Type: Total/NA
Prep Batch: 423241

Analyte	Spike Added	LCS Result	LCS Qualifier	Unit	D	%Rec	%Rec. Limits
Vanadium	9.26	9.37		mg/Kg		101	80 - 120
Zinc	9.26	9.38		mg/Kg		101	80 - 120

Lab Sample ID: 680-122281-11 MS
Matrix: Solid
Analysis Batch: 423551

Client Sample ID: MC0AA6
Prep Type: Total/NA
Prep Batch: 423241

Analyte	Sample Result	Sample Qualifier	Spike Added	MS Result	MS Qualifier	Unit	D	%Rec	%Rec. Limits
Aluminum	3900		504	4430	4	mg/Kg	☼	97	75 - 125
Antimony	2.1	F1	5.04	5.63	F1	mg/Kg	☼	70	75 - 125
Arsenic	10	F1 F2	10.1	24.7	F1	mg/Kg	☼	142	75 - 125
Barium	90		10.1	104	4	mg/Kg	☼	135	75 - 125
Beryllium	0.45		5.04	5.33		mg/Kg	☼	97	75 - 125
Cadmium	0.10	U	5.04	4.95		mg/Kg	☼	98	75 - 125
Calcium	3300	B	504	3780	4	mg/Kg	☼	88	75 - 125
Chromium	15	F1	10.1	29.5	F1	mg/Kg	☼	146	75 - 125
Cobalt	4.0		5.04	9.28		mg/Kg	☼	105	75 - 125
Copper	110		10.1	119	4	mg/Kg	☼	83	75 - 125
Iron	19000	F2	504	30100	4	mg/Kg	☼	2146	75 - 125
Lead	150		50.4	210		mg/Kg	☼	124	75 - 125
Magnesium	730		504	1210		mg/Kg	☼	96	75 - 125
Manganese	160	F1	50.4	257	F1	mg/Kg	☼	197	75 - 125
Nickel	11		10.1	22.1		mg/Kg	☼	112	75 - 125
Potassium	340		504	899		mg/Kg	☼	111	75 - 125
Selenium	0.97	U	10.1	10.3		mg/Kg	☼	102	75 - 125
Silver	0.18	J	5.04	5.04		mg/Kg	☼	96	75 - 125
Sodium	48	U	504	419		mg/Kg	☼	83	75 - 125
Thallium	0.60	U F1 F2	4.03	2.71	F1	mg/Kg	☼	67	75 - 125
Vanadium	13		10.1	23.5		mg/Kg	☼	109	75 - 125
Zinc	150	F2	10.1	174	4	mg/Kg	☼	246	75 - 125

Lab Sample ID: 680-122281-11 MSD
Matrix: Solid
Analysis Batch: 423551

Client Sample ID: MC0AA6
Prep Type: Total/NA
Prep Batch: 423241

Analyte	Sample Result	Sample Qualifier	Spike Added	MSD Result	MSD Qualifier	Unit	D	%Rec	%Rec. Limits	RPD	RPD Limit
Aluminum	3900		495	4410	4	mg/Kg	☼	95	75 - 125	0	20
Antimony	2.1	F1	4.95	6.55		mg/Kg	☼	89	75 - 125	15	20
Arsenic	10	F1 F2	9.91	19.9	F2	mg/Kg	☼	96	75 - 125	22	20
Barium	90		9.91	105	4	mg/Kg	☼	153	75 - 125	2	20
Beryllium	0.45		4.95	5.39		mg/Kg	☼	100	75 - 125	1	20
Cadmium	0.10	U	4.95	5.21		mg/Kg	☼	105	75 - 125	5	20
Calcium	3300	B	495	4600	4	mg/Kg	☼	256	75 - 125	20	20
Chromium	15	F1	9.91	25.0		mg/Kg	☼	102	75 - 125	17	20
Cobalt	4.0		4.95	9.13		mg/Kg	☼	104	75 - 125	2	20
Copper	110		9.91	119	4	mg/Kg	☼	85	75 - 125	0	20
Iron	19000	F2	495	19600	4 F2	mg/Kg	☼	72	75 - 125	42	20
Lead	150		49.5	193		mg/Kg	☼	91	75 - 125	9	20
Magnesium	730		495	1240		mg/Kg	☼	102	75 - 125	2	20

Method: 6010C - Metals (ICP) (Continued)

Lab Sample ID: 680-122281-11 MSD — **Client Sample ID: MC0AA6**
Matrix: Solid — **Prep Type: Total/NA**
Analysis Batch: 423551 — **Prep Batch: 423241**

Analyte	Sample Result	Sample Qualifier	Spike Added	MSD Result	MSD Qualifier	Unit	D	%Rec	%Rec. Limits	RPD	RPD Limit
Manganese	160	F1	49.5	224	F1	mg/Kg	☼	134	75 - 125	14	20
Nickel	11		9.91	20.3		mg/Kg	☼	96	75 - 125	8	20
Potassium	340		495	878		mg/Kg	☼	109	75 - 125	2	20
Selenium	0.97	U	9.91	10.8		mg/Kg	☼	109	75 - 125	5	20
Silver	0.18	J	4.95	5.06		mg/Kg	☼	98	75 - 125	0	20
Sodium	48	U	495	457		mg/Kg	☼	92	75 - 125	9	20
Thallium	0.60	U F1 F2	3.96	3.34	F2	mg/Kg	☼	84	75 - 125	21	20
Vanadium	13		9.91	22.1		mg/Kg	☼	97	75 - 125	6	20
Zinc	150	F2	9.91	140	4 F2	mg/Kg	☼	-92	75 - 125	22	20

Lab Sample ID: MB 680-423242/1-A — **Client Sample ID: Method Blank**
Matrix: Solid — **Prep Type: Total/NA**
Analysis Batch: 423551 — **Prep Batch: 423242**

Analyte	MB Result	MB Qualifier	RL	MDL	Unit	D	Prepared	Analyzed	Dil Fac
Aluminum	2.7	U	17	2.7	mg/Kg		02/29/16 10:14	03/01/16 17:17	1
Antimony	0.71	U	1.7	0.71	mg/Kg		02/29/16 10:14	03/01/16 17:17	1
Arsenic	0.69	U	1.7	0.69	mg/Kg		02/29/16 10:14	03/01/16 17:17	1
Barium	0.14	U	0.86	0.14	mg/Kg		02/29/16 10:14	03/01/16 17:17	1
Beryllium	0.0086	U	0.34	0.0086	mg/Kg		02/29/16 10:14	03/01/16 17:17	1
Cadmium	0.086	U	0.43	0.086	mg/Kg		02/29/16 10:14	03/01/16 17:17	1
Calcium	8.11	J	43	4.5	mg/Kg		02/29/16 10:14	03/01/16 17:17	1
Chromium	0.18	U	0.86	0.18	mg/Kg		02/29/16 10:14	03/01/16 17:17	1
Cobalt	0.086	U	0.86	0.086	mg/Kg		02/29/16 10:14	03/01/16 17:17	1
Copper	0.15	U	2.2	0.15	mg/Kg		02/29/16 10:14	03/01/16 17:17	1
Iron	7.07	J	17	4.6	mg/Kg		02/29/16 10:14	03/01/16 17:17	1
Lead	0.29	U	0.86	0.29	mg/Kg		02/29/16 10:14	03/01/16 17:17	1
Magnesium	7.7	U	43	7.7	mg/Kg		02/29/16 10:14	03/01/16 17:17	1
Manganese	0.086	U	0.86	0.086	mg/Kg		02/29/16 10:14	03/01/16 17:17	1
Nickel	0.33	U	3.4	0.33	mg/Kg		02/29/16 10:14	03/01/16 17:17	1
Potassium	2.2	U	86	2.2	mg/Kg		02/29/16 10:14	03/01/16 17:17	1
Selenium	0.84	U	2.2	0.84	mg/Kg		02/29/16 10:14	03/01/16 17:17	1
Silver	0.052	U	0.86	0.052	mg/Kg		02/29/16 10:14	03/01/16 17:17	1
Sodium	41	U	170	41	mg/Kg		02/29/16 10:14	03/01/16 17:17	1
Thallium	0.52	U	2.2	0.52	mg/Kg		02/29/16 10:14	03/01/16 17:17	1
Vanadium	0.086	U	0.86	0.086	mg/Kg		02/29/16 10:14	03/01/16 17:17	1
Zinc	0.60	U	1.7	0.60	mg/Kg		02/29/16 10:14	03/01/16 17:17	1

Lab Sample ID: LCS 680-423242/2-A — **Client Sample ID: Lab Control Sample**
Matrix: Solid — **Prep Type: Total/NA**
Analysis Batch: 423551 — **Prep Batch: 423242**

Analyte	Spike Added	LCS Result	LCS Qualifier	Unit	D	%Rec	%Rec. Limits
Aluminum	455	459		mg/Kg		101	80 - 120
Antimony	4.55	4.45		mg/Kg		98	80 - 120
Arsenic	9.09	9.41		mg/Kg		103	80 - 120
Barium	9.09	9.43		mg/Kg		104	80 - 120
Beryllium	4.55	4.80		mg/Kg		106	80 - 120
Cadmium	4.55	4.91		mg/Kg		108	80 - 120

Method: 6010C - Metals (ICP) (Continued)

Lab Sample ID: LCS 680-423242/2-A
Matrix: Solid
Analysis Batch: 423551

Client Sample ID: Lab Control Sample
Prep Type: Total/NA
Prep Batch: 423242

Analyte	Spike Added	LCS Result	LCS Qualifier	Unit	D	%Rec	%Rec. Limits
Calcium	455	479		mg/Kg		105	80 - 120
Chromium	9.09	9.72		mg/Kg		107	80 - 120
Cobalt	4.55	4.98		mg/Kg		109	80 - 120
Copper	9.09	9.93		mg/Kg		109	80 - 120
Iron	455	480		mg/Kg		106	80 - 120
Lead	45.5	47.4		mg/Kg		104	80 - 120
Magnesium	455	465		mg/Kg		102	80 - 120
Manganese	45.5	49.2		mg/Kg		108	80 - 120
Nickel	9.09	9.54		mg/Kg		105	80 - 120
Potassium	455	488		mg/Kg		107	80 - 120
Selenium	9.09	9.69		mg/Kg		107	80 - 120
Silver	4.55	4.79		mg/Kg		105	80 - 120
Sodium	455	484		mg/Kg		106	80 - 120
Thallium	3.64	3.65		mg/Kg		101	80 - 120
Vanadium	9.09	9.51		mg/Kg		105	80 - 120
Zinc	9.09	9.41		mg/Kg		104	80 - 120

Lab Sample ID: MB 680-423243/1-A
Matrix: Solid
Analysis Batch: 423551

Client Sample ID: Method Blank
Prep Type: Total/NA
Prep Batch: 423243

Analyte	MB Result	MB Qualifier	RL	MDL	Unit	D	Prepared	Analyzed	Dil Fac
Aluminum	2.6	U	17	2.6	mg/Kg		02/29/16 10:21	03/01/16 15:40	1
Antimony	0.70	U	1.7	0.70	mg/Kg		02/29/16 10:21	03/01/16 15:40	1
Arsenic	0.68	U	1.7	0.68	mg/Kg		02/29/16 10:21	03/01/16 15:40	1
Barium	0.14	U	0.85	0.14	mg/Kg		02/29/16 10:21	03/01/16 15:40	1
Beryllium	0.0085	U	0.34	0.0085	mg/Kg		02/29/16 10:21	03/01/16 15:40	1
Cadmium	0.085	U	0.43	0.085	mg/Kg		02/29/16 10:21	03/01/16 15:40	1
Calcium	5.72	J	43	4.4	mg/Kg		02/29/16 10:21	03/01/16 15:40	1
Chromium	0.18	U	0.85	0.18	mg/Kg		02/29/16 10:21	03/01/16 15:40	1
Cobalt	0.085	U	0.85	0.085	mg/Kg		02/29/16 10:21	03/01/16 15:40	1
Copper	0.15	U	2.1	0.15	mg/Kg		02/29/16 10:21	03/01/16 15:40	1
Iron	4.5	U	17	4.5	mg/Kg		02/29/16 10:21	03/01/16 15:40	1
Lead	0.29	U	0.85	0.29	mg/Kg		02/29/16 10:21	03/01/16 15:40	1
Magnesium	7.6	U	43	7.6	mg/Kg		02/29/16 10:21	03/01/16 15:40	1
Manganese	0.085	U	0.85	0.085	mg/Kg		02/29/16 10:21	03/01/16 15:40	1
Nickel	0.32	U	3.4	0.32	mg/Kg		02/29/16 10:21	03/01/16 15:40	1
Potassium	2.1	U	85	2.1	mg/Kg		02/29/16 10:21	03/01/16 15:40	1
Selenium	0.83	U	2.1	0.83	mg/Kg		02/29/16 10:21	03/01/16 15:40	1
Silver	0.051	U	0.85	0.051	mg/Kg		02/29/16 10:21	03/01/16 15:40	1
Sodium	41	U	170	41	mg/Kg		02/29/16 10:21	03/01/16 15:40	1
Thallium	0.51	U	2.1	0.51	mg/Kg		02/29/16 10:21	03/01/16 15:40	1
Vanadium	0.085	U	0.85	0.085	mg/Kg		02/29/16 10:21	03/01/16 15:40	1
Zinc	0.60	U	1.7	0.60	mg/Kg		02/29/16 10:21	03/01/16 15:40	1

Method: 6010C - Metals (ICP) (Continued)

Lab Sample ID: LCS 680-423243/2-A
Matrix: Solid
Analysis Batch: 423551

Client Sample ID: Lab Control Sample
Prep Type: Total/NA
Prep Batch: 423243

Analyte	Spike Added	LCS Result	LCS Qualifier	Unit	D	%Rec	%Rec. Limits
Aluminum	424	420		mg/Kg		99	80 - 120
Antimony	4.24	4.21		mg/Kg		99	80 - 120
Arsenic	8.47	8.54		mg/Kg		101	80 - 120
Barium	8.47	8.47		mg/Kg		100	80 - 120
Beryllium	4.24	4.37		mg/Kg		103	80 - 120
Cadmium	4.24	4.45		mg/Kg		105	80 - 120
Calcium	424	432		mg/Kg		102	80 - 120
Chromium	8.47	8.85		mg/Kg		104	80 - 120
Cobalt	4.24	4.48		mg/Kg		106	80 - 120
Copper	8.47	9.10		mg/Kg		107	80 - 120
Iron	424	470		mg/Kg		111	80 - 120
Lead	42.4	42.5		mg/Kg		100	80 - 120
Magnesium	424	419		mg/Kg		99	80 - 120
Manganese	42.4	44.5		mg/Kg		105	80 - 120
Nickel	8.47	8.64		mg/Kg		102	80 - 120
Potassium	424	441		mg/Kg		104	80 - 120
Selenium	8.47	8.55		mg/Kg		101	80 - 120
Silver	4.24	4.37		mg/Kg		103	80 - 120
Sodium	424	446		mg/Kg		105	80 - 120
Thallium	3.39	3.55		mg/Kg		105	80 - 120
Vanadium	8.47	8.62		mg/Kg		102	80 - 120
Zinc	8.47	8.60		mg/Kg		101	80 - 120

Lab Sample ID: 680-122281-37 MS
Matrix: Solid
Analysis Batch: 423551

Client Sample ID: MC0AD1
Prep Type: Total/NA
Prep Batch: 423243

Analyte	Sample Result	Sample Qualifier	Spike Added	MS Result	MS Qualifier	Unit	D	%Rec	%Rec. Limits
Aluminum	5700		482	6730	4	mg/Kg	☼	222	75 - 125
Antimony	0.82	U	4.82	3.68		mg/Kg	☼	76	75 - 125
Arsenic	3.3		9.64	12.9		mg/Kg	☼	100	75 - 125
Barium	38		9.64	45.9		mg/Kg	☼	84	75 - 125
Beryllium	0.23	J	4.82	5.18		mg/Kg	☼	103	75 - 125
Cadmium	0.099	U	4.82	4.95		mg/Kg	☼	103	75 - 125
Calcium	7800	B F2	482	8120	4	mg/Kg	☼	75	75 - 125
Chromium	9.6		9.64	19.4		mg/Kg	☼	102	75 - 125
Cobalt	1.6		4.82	6.52		mg/Kg	☼	102	75 - 125
Copper	21		9.64	29.4		mg/Kg	☼	89	75 - 125
Iron	6800		482	7510	4	mg/Kg	☼	152	75 - 125
Lead	41		48.2	85.3		mg/Kg	☼	93	75 - 125
Magnesium	3000	F2	482	3790	4	mg/Kg	☼	157	75 - 125
Manganese	55		48.2	108		mg/Kg	☼	109	75 - 125
Nickel	4.5		9.64	13.6		mg/Kg	☼	95	75 - 125
Potassium	690	F1	482	1310	F1	mg/Kg	☼	128	75 - 125
Selenium	0.96	U	9.64	9.86		mg/Kg	☼	102	75 - 125
Silver	0.060	U	4.82	5.07		mg/Kg	☼	105	75 - 125
Sodium	48	U	482	533		mg/Kg	☼	111	75 - 125
Thallium	0.60	U	3.86	3.69		mg/Kg	☼	96	75 - 125

Method: 6010C - Metals (ICP) (Continued)

Lab Sample ID: 680-122281-37 MS
Matrix: Solid
Analysis Batch: 423551

Client Sample ID: MC0AD1
Prep Type: Total/NA
Prep Batch: 423243

Analyte	Sample Result	Sample Qualifier	Spike Added	MS Result	MS Qualifier	Unit	D	%Rec	%Rec. Limits
Vanadium	12		9.64	22.4		mg/Kg	☼	110	75 - 125
Zinc	39		9.64	44.5	4	mg/Kg	☼	53	75 - 125

Lab Sample ID: 680-122281-37 MSD
Matrix: Solid
Analysis Batch: 423551

Client Sample ID: MC0AD1
Prep Type: Total/NA
Prep Batch: 423243

Analyte	Sample Result	Sample Qualifier	Spike Added	MSD Result	MSD Qualifier	Unit	D	%Rec	%Rec. Limits	RPD	RPD Limit
Aluminum	5700		476	6610	4	mg/Kg	☼	202	75 - 125	2	20
Antimony	0.82	U	4.76	3.57		mg/Kg	☼	75	75 - 125	3	20
Arsenic	3.3		9.52	13.4		mg/Kg	☼	107	75 - 125	4	20
Barium	38		9.52	45.7		mg/Kg	☼	82	75 - 125	0	20
Beryllium	0.23	J	4.76	5.12		mg/Kg	☼	103	75 - 125	1	20
Cadmium	0.099	U	4.76	4.90		mg/Kg	☼	103	75 - 125	1	20
Calcium	7800	B F2	476	4460	4 F2	mg/Kg	☼	-694	75 - 125	58	20
Chromium	9.6		9.52	19.9		mg/Kg	☼	108	75 - 125	2	20
Cobalt	1.6		4.76	6.65		mg/Kg	☼	106	75 - 125	2	20
Copper	21		9.52	31.6		mg/Kg	☼	113	75 - 125	7	20
Iron	6800		476	8030	4	mg/Kg	☼	264	75 - 125	7	20
Lead	41		47.6	85.2		mg/Kg	☼	94	75 - 125	0	20
Magnesium	3000	F2	476	1580	4 F2	mg/Kg	☼	-305	75 - 125	82	20
Manganese	55		47.6	105		mg/Kg	☼	105	75 - 125	3	20
Nickel	4.5		9.52	13.7		mg/Kg	☼	97	75 - 125	1	20
Potassium	690	F1	476	1160		mg/Kg	☼	99	75 - 125	12	20
Selenium	0.96	U	9.52	10.0		mg/Kg	☼	106	75 - 125	2	20
Silver	0.060	U	4.76	4.95		mg/Kg	☼	104	75 - 125	2	20
Sodium	48	U	476	518		mg/Kg	☼	109	75 - 125	3	20
Thallium	0.60	U	3.81	3.56		mg/Kg	☼	93	75 - 125	4	20
Vanadium	12		9.52	22.0		mg/Kg	☼	107	75 - 125	2	20
Zinc	39		9.52	42.2	4	mg/Kg	☼	29	75 - 125	5	20

Lab Sample ID: MB 680-423849/1-A
Matrix: Solid
Analysis Batch: 423993

Client Sample ID: Method Blank
Prep Type: Total/NA
Prep Batch: 423849

Analyte	MB Result	MB Qualifier	RL	MDL	Unit	D	Prepared	Analyzed	Dil Fac
Aluminum	3.0	U	19	3.0	mg/Kg		03/04/16 06:53	03/04/16 15:29	1
Antimony	0.79	U	1.9	0.79	mg/Kg		03/04/16 06:53	03/04/16 15:29	1
Arsenic	0.77	U	1.9	0.77	mg/Kg		03/04/16 06:53	03/04/16 15:29	1
Barium	0.15	U	0.96	0.15	mg/Kg		03/04/16 06:53	03/04/16 15:29	1
Beryllium	0.0096	U	0.38	0.0096	mg/Kg		03/04/16 06:53	03/04/16 15:29	1
Cadmium	0.096	U	0.48	0.096	mg/Kg		03/04/16 06:53	03/04/16 15:29	1
Calcium	5.45	J	48	5.0	mg/Kg		03/04/16 06:53	03/04/16 15:29	1
Chromium	0.320	J	0.96	0.20	mg/Kg		03/04/16 06:53	03/04/16 15:29	1
Cobalt	0.096	U	0.96	0.096	mg/Kg		03/04/16 06:53	03/04/16 15:29	1
Copper	0.16	U	2.4	0.16	mg/Kg		03/04/16 06:53	03/04/16 15:29	1
Iron	5.1	U	19	5.1	mg/Kg		03/04/16 06:53	03/04/16 15:29	1
Lead	0.33	U	0.96	0.33	mg/Kg		03/04/16 06:53	03/04/16 15:29	1
Magnesium	8.6	U	48	8.6	mg/Kg		03/04/16 06:53	03/04/16 15:29	1

Method: 6010C - Metals (ICP) (Continued)

Lab Sample ID: MB 680-423849/1-A
Matrix: Solid
Analysis Batch: 423993

Client Sample ID: Method Blank
Prep Type: Total/NA
Prep Batch: 423849

Analyte	MB Result	MB Qualifier	RL	MDL	Unit	D	Prepared	Analyzed	Dil Fac
Manganese	0.096	U	0.96	0.096	mg/Kg		03/04/16 06:53	03/04/16 15:29	1
Nickel	0.37	U	3.8	0.37	mg/Kg		03/04/16 06:53	03/04/16 15:29	1
Potassium	2.4	U	96	2.4	mg/Kg		03/04/16 06:53	03/04/16 15:29	1
Selenium	0.93	U	2.4	0.93	mg/Kg		03/04/16 06:53	03/04/16 15:29	1
Silver	0.058	U	0.96	0.058	mg/Kg		03/04/16 06:53	03/04/16 15:29	1
Sodium	46	U	190	46	mg/Kg		03/04/16 06:53	03/04/16 15:29	1
Thallium	0.58	U	2.4	0.58	mg/Kg		03/04/16 06:53	03/04/16 15:29	1
Vanadium	0.096	U	0.96	0.096	mg/Kg		03/04/16 06:53	03/04/16 15:29	1
Zinc	0.67	U	1.9	0.67	mg/Kg		03/04/16 06:53	03/04/16 15:29	1

Lab Sample ID: LCS 680-423849/2-A
Matrix: Solid
Analysis Batch: 423993

Client Sample ID: Lab Control Sample
Prep Type: Total/NA
Prep Batch: 423849

Analyte	Spike Added	LCS Result	LCS Qualifier	Unit	D	%Rec	%Rec. Limits
Aluminum	455	442		mg/Kg		97	80 - 120
Antimony	4.55	4.34		mg/Kg		95	80 - 120
Arsenic	9.09	8.87		mg/Kg		98	80 - 120
Barium	9.09	9.07		mg/Kg		100	80 - 120
Beryllium	4.55	4.71		mg/Kg		104	80 - 120
Cadmium	4.55	4.67		mg/Kg		103	80 - 120
Calcium	455	460		mg/Kg		101	80 - 120
Chromium	9.09	9.46		mg/Kg		104	80 - 120
Cobalt	4.55	4.70		mg/Kg		103	80 - 120
Copper	9.09	9.40		mg/Kg		103	80 - 120
Iron	455	463		mg/Kg		102	80 - 120
Lead	45.5	44.8		mg/Kg		99	80 - 120
Magnesium	455	449		mg/Kg		99	80 - 120
Manganese	45.5	46.9		mg/Kg		103	80 - 120
Nickel	9.09	9.04		mg/Kg		99	80 - 120
Potassium	455	474		mg/Kg		104	80 - 120
Selenium	9.09	8.99		mg/Kg		99	80 - 120
Silver	4.55	4.63		mg/Kg		102	80 - 120
Sodium	455	464		mg/Kg		102	80 - 120
Thallium	3.64	3.75		mg/Kg		103	80 - 120
Vanadium	9.09	9.18		mg/Kg		101	80 - 120
Zinc	9.09	9.12		mg/Kg		100	80 - 120

Lab Sample ID: LCSD 680-423849/4-A
Matrix: Solid
Analysis Batch: 423993

Client Sample ID: Lab Control Sample Dup
Prep Type: Total/NA
Prep Batch: 423849

Analyte	Spike Added	LCSD Result	LCSD Qualifier	Unit	D	%Rec	%Rec. Limits	RPD	RPD Limit
Aluminum	424	416		mg/Kg		98	80 - 120	6	20
Antimony	4.24	4.14		mg/Kg		98	80 - 120	5	20
Arsenic	8.47	8.55		mg/Kg		101	80 - 120	4	20
Barium	8.47	8.59		mg/Kg		101	80 - 120	5	20
Beryllium	4.24	4.45		mg/Kg		105	80 - 120	6	20
Cadmium	4.24	4.42		mg/Kg		104	80 - 120	6	20

Method: 6010C - Metals (ICP) (Continued)

Lab Sample ID: LCSD 680-423849/4-A
Matrix: Solid
Analysis Batch: 423993

Client Sample ID: Lab Control Sample Dup
Prep Type: Total/NA
Prep Batch: 423849

Analyte			Spike Added	LCSD Result	LCSD Qualifier	Unit	D	%Rec	%Rec. Limits	RPD	RPD Limit
Calcium			424	432		mg/Kg		102	80 - 120	6	20
Chromium			8.47	8.87		mg/Kg		105	80 - 120	6	20
Cobalt			4.24	4.43		mg/Kg		105	80 - 120	6	20
Copper			8.47	8.78		mg/Kg		104	80 - 120	7	20
Iron			424	431		mg/Kg		102	80 - 120	7	20
Lead			42.4	42.0		mg/Kg		99	80 - 120	7	20
Magnesium			424	427		mg/Kg		101	80 - 120	5	20
Manganese			42.4	44.2		mg/Kg		104	80 - 120	6	20
Nickel			8.47	8.53		mg/Kg		101	80 - 120	6	20
Potassium			424	448		mg/Kg		106	80 - 120	6	20
Selenium			8.47	8.62		mg/Kg		102	80 - 120	4	20
Silver			4.24	4.50		mg/Kg		106	80 - 120	3	20
Sodium			424	439		mg/Kg		104	80 - 120	6	20
Thallium			3.39	3.45		mg/Kg		102	80 - 120	8	20
Vanadium			8.47	8.59		mg/Kg		101	80 - 120	7	20
Zinc			8.47	8.56		mg/Kg		101	80 - 120	6	20

Lab Sample ID: 680-122281-37DU
Matrix: Solid
Analysis Batch: 423993

Client Sample ID: MC0AD1
Prep Type: Total/NA
Prep Batch: 423849

Analyte	Sample Result	Sample Qualifier		DU Result	DU Qualifier	Unit	D			RPD	RPD Limit
Aluminum	5700			5990		mg/Kg	☼			6	20
Antimony	0.82	U		0.79	U	mg/Kg	☼			NC	20
Arsenic	3.3			3.52		mg/Kg	☼			7	20
Barium	38			38.1		mg/Kg	☼			0.5	20
Beryllium	0.23	J		0.225	J	mg/Kg	☼			0.8	20
Cadmium	0.099	U		0.096	U	mg/Kg	☼			NC	20
Calcium	7800	B F2		4400	F3	mg/Kg	☼			55	20
Chromium	9.6			9.41		mg/Kg	☼			1	20
Cobalt	1.6			1.66		mg/Kg	☼			5	20
Copper	21			18.7		mg/Kg	☼			11	20
Iron	6800			7240		mg/Kg	☼			7	20
Lead	41			55.9	F3	mg/Kg	☼			31	20
Magnesium	3000	F2		1410	F3	mg/Kg	☼			73	20
Manganese	55			62.7		mg/Kg	☼			12	20
Nickel	4.5			4.49		mg/Kg	☼			0.2	20
Potassium	690	F1		773		mg/Kg	☼			11	20
Selenium	0.96	U		0.94	U	mg/Kg	☼			NC	20
Silver	0.060	U		0.058	U	mg/Kg	☼			NC	20
Sodium	48	U		46	U	mg/Kg	☼			NC	20
Thallium	0.60	U		0.58	U	mg/Kg	☼			NC	20
Vanadium	12			12.4		mg/Kg	☼			5	20
Zinc	39			35.4		mg/Kg	☼			11	20

Method: 7471B - Mercury (CVAA)

Lab Sample ID: MB 680-423455/13-A — **Client Sample ID: Method Blank**
Matrix: Solid — **Prep Type: Total/NA**
Analysis Batch: 423702 — **Prep Batch: 423455**

Analyte	MB Result	MB Qualifier	RL	MDL	Unit	D	Prepared	Analyzed	Dil Fac
Mercury	0.0077	U	0.019	0.0077	mg/Kg		03/01/16 12:43	03/02/16 15:19	1

Lab Sample ID: LCS 680-423455/14-A — **Client Sample ID: Lab Control Sample**
Matrix: Solid — **Prep Type: Total/NA**
Analysis Batch: 423702 — **Prep Batch: 423455**

Analyte	Spike Added	LCS Result	LCS Qualifier	Unit	D	%Rec	%Rec. Limits
Mercury	0.223	0.224		mg/Kg		100	80 - 120

Lab Sample ID: MB 680-423525/1-A — **Client Sample ID: Method Blank**
Matrix: Solid — **Prep Type: Total/NA**
Analysis Batch: 423702 — **Prep Batch: 423525**

Analyte	MB Result	MB Qualifier	RL	MDL	Unit	D	Prepared	Analyzed	Dil Fac
Mercury	0.0070	U	0.018	0.0070	mg/Kg		03/02/16 08:30	03/02/16 16:45	1

Lab Sample ID: LCS 680-423525/2-A — **Client Sample ID: Lab Control Sample**
Matrix: Solid — **Prep Type: Total/NA**
Analysis Batch: 423702 — **Prep Batch: 423525**

Analyte	Spike Added	LCS Result	LCS Qualifier	Unit	D	%Rec	%Rec. Limits
Mercury	0.216	0.215		mg/Kg		100	80 - 120

Lab Sample ID: 680-122281-37 MS — **Client Sample ID: MC0AD1**
Matrix: Solid — **Prep Type: Total/NA**
Analysis Batch: 423702 — **Prep Batch: 423525**

Analyte	Sample Result	Sample Qualifier	Spike Added	MS Result	MS Qualifier	Unit	D	%Rec	%Rec. Limits
Mercury	0.074		0.102	0.166		mg/Kg	☼	90	80 - 120

Lab Sample ID: 680-122281-37 MSD — **Client Sample ID: MC0AD1**
Matrix: Solid — **Prep Type: Total/NA**
Analysis Batch: 423702 — **Prep Batch: 423525**

Analyte	Sample Result	Sample Qualifier	Spike Added	MSD Result	MSD Qualifier	Unit	D	%Rec	%Rec. Limits	RPD	RPD Limit
Mercury	0.074		0.102	0.215	F1 F2	mg/Kg	☼	137	80 - 120	26	20

Lab Sample ID: MB 680-423704/13-A — **Client Sample ID: Method Blank**
Matrix: Solid — **Prep Type: Total/NA**
Analysis Batch: 423880 — **Prep Batch: 423704**

Analyte	MB Result	MB Qualifier	RL	MDL	Unit	D	Prepared	Analyzed	Dil Fac
Mercury	0.0073	U	0.018	0.0073	mg/Kg		03/03/16 09:05	03/03/16 16:29	1

Lab Sample ID: LCS 680-423704/14-A — **Client Sample ID: Lab Control Sample**
Matrix: Solid — **Prep Type: Total/NA**
Analysis Batch: 423880 — **Prep Batch: 423704**

Analyte	Spike Added	LCS Result	LCS Qualifier	Unit	D	%Rec	%Rec. Limits
Mercury	0.219	0.215		mg/Kg		98	80 - 120

QC Sample Results

Client: Weston Solutions, Inc.
Project/Site: DAS R34842

TestAmerica Job ID: 680-122192-1
SDG: 680122192

Lab Sample ID: 680-122281-37DU — **Client Sample ID: MC0AD1**
Matrix: Solid — **Prep Type: Total/NA**
Analysis Batch: 423880 — **Prep Batch: 423704**

Analyte	Sample Result	Sample Qualifier		DU Result	DU Qualifier	Unit	D			RPD	RPD Limit
Mercury	0.074			0.138	F3	mg/Kg	☼			60	20

Lab Sample ID: MB 680-423720/1-A — **Client Sample ID: Method Blank**
Matrix: Solid — **Prep Type: Total/NA**
Analysis Batch: 423880 — **Prep Batch: 423720**

Analyte	MB Result	MB Qualifier	RL	MDL	Unit	D	Prepared	Analyzed	Dil Fac
Mercury	0.0080	U	0.020	0.0080	mg/Kg		03/03/16 10:07	03/03/16 17:54	1

Lab Sample ID: LCS 680-423720/2-A — **Client Sample ID: Lab Control Sample**
Matrix: Solid — **Prep Type: Total/NA**
Analysis Batch: 423880 — **Prep Batch: 423720**

Analyte			Spike Added	LCS Result	LCS Qualifier	Unit	D	%Rec	%Rec. Limits		
Mercury			0.227	0.230		mg/Kg		101	80 - 120		

Method: 9012A - Cyanide, Total and/or Amenable

Lab Sample ID: MB 680-423365/1-A — **Client Sample ID: Method Blank**
Matrix: Solid — **Prep Type: Total/NA**
Analysis Batch: 423526 — **Prep Batch: 423365**

Analyte	MB Result	MB Qualifier	RL	MDL	Unit	D	Prepared	Analyzed	Dil Fac
Cyanide, Total	0.13	U	0.50	0.13	mg/Kg		03/01/16 06:26	03/02/16 07:39	1

Lab Sample ID: LCS 680-423365/2-A — **Client Sample ID: Lab Control Sample**
Matrix: Solid — **Prep Type: Total/NA**
Analysis Batch: 423526 — **Prep Batch: 423365**

Analyte			Spike Added	LCS Result	LCS Qualifier	Unit	D	%Rec	%Rec. Limits		
Cyanide, Total			5.00	4.53		mg/Kg		91	75 - 125		

Lab Sample ID: 680-122281-37 MS — **Client Sample ID: MC0AD1**
Matrix: Solid — **Prep Type: Total/NA**
Analysis Batch: 423526 — **Prep Batch: 423365**

Analyte	Sample Result	Sample Qualifier	Spike Added	MS Result	MS Qualifier	Unit	D	%Rec	%Rec. Limits		
Cyanide, Total	0.75		5.59	5.16		mg/Kg	☼	79	75 - 125		

Lab Sample ID: 680-122281-37 MSD — **Client Sample ID: MC0AD1**
Matrix: Solid — **Prep Type: Total/NA**
Analysis Batch: 423526 — **Prep Batch: 423365**

Analyte	Sample Result	Sample Qualifier	Spike Added	MSD Result	MSD Qualifier	Unit	D	%Rec	%Rec. Limits	RPD	RPD Limit
Cyanide, Total	0.75		5.56	5.24		mg/Kg	☼	81	75 - 125	2	30

Method: 9012A - Cyanide, Total and/or Amenable (Continued)

Lab Sample ID: 680-122281-12 DU — **Client Sample ID: MC0AA7**
Matrix: Solid — **Prep Type: Total/NA**
Analysis Batch: 423526 — **Prep Batch: 423365**

Analyte	Sample Result	Sample Qualifier		DU Result	DU Qualifier	Unit	D			RPD	RPD Limit
Cyanide, Total	0.15	J		0.15	U	mg/Kg	☼			NC	30

Lab Sample ID: MB 680-423681/1-A — **Client Sample ID: Method Blank**
Matrix: Solid — **Prep Type: Total/NA**
Analysis Batch: 423757 — **Prep Batch: 423681**

Analyte	MB Result	MB Qualifier	RL	MDL	Unit	D	Prepared	Analyzed	Dil Fac
Cyanide, Total	0.13	U	0.50	0.13	mg/Kg		03/03/16 06:27	03/03/16 12:16	1

Lab Sample ID: LCS 680-423681/2-A — **Client Sample ID: Lab Control Sample**
Matrix: Solid — **Prep Type: Total/NA**
Analysis Batch: 423757 — **Prep Batch: 423681**

Analyte			Spike Added	LCS Result	LCS Qualifier	Unit	D	%Rec	%Rec. Limits		
Cyanide, Total			5.00	4.85		mg/Kg		97	75 - 125		

Lab Sample ID: 680-122281-37DU — **Client Sample ID: MC0AD1**
Matrix: Solid — **Prep Type: Total/NA**
Analysis Batch: 423757 — **Prep Batch: 423681**

Analyte	Sample Result	Sample Qualifier		DU Result	DU Qualifier	Unit	D			RPD	RPD Limit
Cyanide, Total				0.597		mg/Kg	☼				

Lab Sample ID: 680-122281-87 DU — **Client Sample ID: MC0AC5**
Matrix: Solid — **Prep Type: Total/NA**
Analysis Batch: 423757 — **Prep Batch: 423681**

Analyte	Sample Result	Sample Qualifier		DU Result	DU Qualifier	Unit	D			RPD	RPD Limit
Cyanide, Total	0.20	J		0.15	U	mg/Kg	☼			NC	30

QC Association Summary

Client: Weston Solutions, Inc.
Project/Site: DAS R34842

TestAmerica Job ID: 680-122192-1
SDG: 680122192

GC/MS VOA

Prep Batch: 422665

Lab Sample ID	Client Sample ID	Prep Type	Matrix	Method	Prep Batch
680-122192-1	C0AA6	Total/NA	Solid	5035	
680-122192-2	C0AA7	Total/NA	Solid	5035	
680-122192-3	C0AA8	Total/NA	Solid	5035	
680-122192-4	C0AA9	Total/NA	Solid	5035	
680-122192-5	C0AB0	Total/NA	Solid	5035	
680-122192-6	C0AB1	Total/NA	Solid	5035	
680-122192-7	C0AB2	Total/NA	Solid	5035	
680-122192-8	C0AB3	Total/NA	Solid	5035	
680-122192-9	C0AB4	Total/NA	Solid	5035	
680-122192-10	C0AB5	Total/NA	Solid	5035	
680-122192-11	C0AB6	Total/NA	Solid	5035	
680-122192-12	C0AB7	Total/NA	Solid	5035	
680-122192-13	C0AB8	Total/NA	Solid	5035	
680-122192-14	C0AB9	Total/NA	Solid	5035	
680-122192-15	C0AC0	Total/NA	Solid	5035	
680-122192-16	C0AC1	Total/NA	Solid	5035	
680-122192-17	C0AC2	Total/NA	Solid	5035	
680-122192-18	C0AC4	Total/NA	Solid	5035	
680-122192-19	C0AC5	Total/NA	Solid	5035	
680-122192-20	C0AC6	Total/NA	Solid	5035	
680-122192-21	C0AC7	Total/NA	Solid	5035	
680-122192-23	C0AD1	Total/NA	Solid	5035	
680-122192-24	C0AD2	Total/NA	Solid	5035	

Analysis Batch: 422816

Lab Sample ID	Client Sample ID	Prep Type	Matrix	Method	Prep Batch
680-122192-2	C0AA7	Total/NA	Solid	8260B	422665
680-122192-4	C0AA9	Total/NA	Solid	8260B	422665
680-122192-6	C0AB1	Total/NA	Solid	8260B	422665
680-122192-8	C0AB3	Total/NA	Solid	8260B	422665
680-122192-10	C0AB5	Total/NA	Solid	8260B	422665
680-122192-14	C0AB9	Total/NA	Solid	8260B	422665
680-122192-15	C0AC0	Total/NA	Solid	8260B	422665
LCS 680-422816/3	Lab Control Sample	Total/NA	Solid	8260B	
LCSD 680-422816/4	Lab Control Sample Dup	Total/NA	Solid	8260B	
MB 680-422816/7	Method Blank	Total/NA	Solid	8260B	

Analysis Batch: 423205

Lab Sample ID	Client Sample ID	Prep Type	Matrix	Method	Prep Batch
680-122192-5	C0AB0	Total/NA	Solid	8260B	422665
680-122192-7	C0AB2	Total/NA	Solid	8260B	422665
680-122192-11	C0AB6	Total/NA	Solid	8260B	422665
680-122192-13	C0AB8	Total/NA	Solid	8260B	422665
680-122192-16	C0AC1	Total/NA	Solid	8260B	422665
680-122192-17	C0AC2	Total/NA	Solid	8260B	422665
680-122192-21	C0AC7	Total/NA	Solid	8260B	422665
LCS 680-423205/3	Lab Control Sample	Total/NA	Solid	8260B	
LCSD 680-423205/4	Lab Control Sample Dup	Total/NA	Solid	8260B	
MB 680-423205/7	Method Blank	Total/NA	Solid	8260B	

GC/MS VOA (Continued)

Analysis Batch: 423594

Lab Sample ID	Client Sample ID	Prep Type	Matrix	Method	Prep Batch
680-122192-1	C0AA6	Total/NA	Solid	8260B	422665
680-122192-3	C0AA8	Total/NA	Solid	8260B	422665
680-122192-9	C0AB4	Total/NA	Solid	8260B	422665
680-122192-12	C0AB7	Total/NA	Solid	8260B	422665
680-122192-18	C0AC4	Total/NA	Solid	8260B	422665
680-122192-19	C0AC5	Total/NA	Solid	8260B	422665
680-122192-20	C0AC6	Total/NA	Solid	8260B	422665
680-122192-23	C0AD1	Total/NA	Solid	8260B	422665
680-122192-24	C0AD2	Total/NA	Solid	8260B	422665
LCS 680-423594/12	Lab Control Sample	Total/NA	Solid	8260B	
LCSD 680-423594/13	Lab Control Sample Dup	Total/NA	Solid	8260B	
MB 680-423594/15	Method Blank	Total/NA	Solid	8260B	
MB 680-423594/6	Method Blank	Total/NA	Solid	8260B	

Analysis Batch: 424124

Lab Sample ID	Client Sample ID	Prep Type	Matrix	Method	Prep Batch
680-122192-22	C0AD0	Total/NA	Water	8260B	
LCS 680-424124/3	Lab Control Sample	Total/NA	Water	8260B	
LCSD 680-424124/4	Lab Control Sample Dup	Total/NA	Water	8260B	
MB 680-424124/7	Method Blank	Total/NA	Water	8260B	

GC/MS Semi VOA

Prep Batch: 423033

Lab Sample ID	Client Sample ID	Prep Type	Matrix	Method	Prep Batch
680-122281-1	C0AA6	Total/NA	Solid	3546	
680-122281-2	C0AA7	Total/NA	Solid	3546	
680-122281-3	C0AA8	Total/NA	Solid	3546	
680-122281-4	C0AA9	Total/NA	Solid	3546	
680-122281-5	C0AB0	Total/NA	Solid	3546	
680-122281-6	C0AB1	Total/NA	Solid	3546	
680-122281-7	C0AB2	Total/NA	Solid	3546	
680-122281-8	C0AB3	Total/NA	Solid	3546	
680-122281-9	C0AB4	Total/NA	Solid	3546	
680-122281-10	C0AB5	Total/NA	Solid	3546	
680-122281-21	C0AB6	Total/NA	Solid	3546	
680-122281-22	C0AB7	Total/NA	Solid	3546	
680-122281-23	C0AB8	Total/NA	Solid	3546	
680-122281-24	C0AB9	Total/NA	Solid	3546	
680-122281-25	C0AC0	Total/NA	Solid	3546	
680-122281-26	C0AC1	Total/NA	Solid	3546	
680-122281-27	C0AC2	Total/NA	Solid	3546	
680-122281-28	C0AD1	Total/NA	Solid	3546	
680-122281-28 MS	C0AD1	Total/NA	Solid	3546	
680-122281-28 MSD	C0AD1	Total/NA	Solid	3546	
680-122281-29	C0AD2	Total/NA	Solid	3546	
LCS 680-423033/21-A	Lab Control Sample	Total/NA	Solid	3546	
MB 680-423033/20-A	Method Blank	Total/NA	Solid	3546	

GC/MS Semi VOA (Continued)

Analysis Batch: 423122

Lab Sample ID	Client Sample ID	Prep Type	Matrix	Method	Prep Batch
680-122281-1	C0AA6	Total/NA	Solid	8270D	423033
680-122281-2	C0AA7	Total/NA	Solid	8270D	423033
680-122281-4	C0AA9	Total/NA	Solid	8270D	423033
680-122281-5	C0AB0	Total/NA	Solid	8270D	423033
680-122281-6	C0AB1	Total/NA	Solid	8270D	423033
680-122281-7	C0AB2	Total/NA	Solid	8270D	423033
680-122281-8	C0AB3	Total/NA	Solid	8270D	423033
680-122281-21	C0AB6	Total/NA	Solid	8270D	423033
680-122281-28	C0AD1	Total/NA	Solid	8270D	423033
680-122281-28 MS	C0AD1	Total/NA	Solid	8270D	423033
LCS 680-423033/21-A	Lab Control Sample	Total/NA	Solid	8270D	423033
MB 680-423033/20-A	Method Blank	Total/NA	Solid	8270D	423033

Analysis Batch: 423128

Lab Sample ID	Client Sample ID	Prep Type	Matrix	Method	Prep Batch
680-122281-25	C0AC0	Total/NA	Solid	8270D	423033
680-122281-26	C0AC1	Total/NA	Solid	8270D	423033
680-122281-27	C0AC2	Total/NA	Solid	8270D	423033
680-122281-29	C0AD2	Total/NA	Solid	8270D	423033

Analysis Batch: 423185

Lab Sample ID	Client Sample ID	Prep Type	Matrix	Method	Prep Batch
680-122281-3	C0AA8	Total/NA	Solid	8270D	423033
680-122281-9	C0AB4	Total/NA	Solid	8270D	423033
680-122281-10	C0AB5	Total/NA	Solid	8270D	423033
680-122281-22	C0AB7	Total/NA	Solid	8270D	423033
680-122281-23	C0AB8	Total/NA	Solid	8270D	423033
680-122281-24	C0AB9	Total/NA	Solid	8270D	423033
680-122281-28 MSD	C0AD1	Total/NA	Solid	8270D	423033

Prep Batch: 423394

Lab Sample ID	Client Sample ID	Prep Type	Matrix	Method	Prep Batch
680-122281-77	C0AC4	Total/NA	Solid	3546	
LCS 680-423394/22-A	Lab Control Sample	Total/NA	Solid	3546	
MB 680-423394/21-A	Method Blank	Total/NA	Solid	3546	

Prep Batch: 423412

Lab Sample ID	Client Sample ID	Prep Type	Matrix	Method	Prep Batch
680-122281-78	C0AC5	Total/NA	Solid	3546	
680-122281-79	C0AC6	Total/NA	Solid	3546	
680-122281-80	C0AC7	Total/NA	Solid	3546	
LCS 680-423412/15-A	Lab Control Sample	Total/NA	Solid	3546	
MB 680-423412/14-A	Method Blank	Total/NA	Solid	3546	

Analysis Batch: 423613

Lab Sample ID	Client Sample ID	Prep Type	Matrix	Method	Prep Batch
680-122281-78	C0AC5	Total/NA	Solid	8270D	423412
680-122281-79	C0AC6	Total/NA	Solid	8270D	423412
680-122281-80	C0AC7	Total/NA	Solid	8270D	423412
LCS 680-423412/15-A	Lab Control Sample	Total/NA	Solid	8270D	423412
MB 680-423412/14-A	Method Blank	Total/NA	Solid	8270D	423412

GC/MS Semi VOA (Continued)

Analysis Batch: 423632

Lab Sample ID	Client Sample ID	Prep Type	Matrix	Method	Prep Batch
680-122281-77	C0AC4	Total/NA	Solid	8270D	423394
LCS 680-423394/22-A	Lab Control Sample	Total/NA	Solid	8270D	423394
MB 680-423394/21-A	Method Blank	Total/NA	Solid	8270D	423394

Prep Batch: 425465

Lab Sample ID	Client Sample ID	Prep Type	Matrix	Method	Prep Batch
680-122281-7 - RE	C0AB2	Total/NA	Solid	3546	
680-122281-22 - RE	C0AB7	Total/NA	Solid	3546	
LCS 680-425465/13-A	Lab Control Sample	Total/NA	Solid	3546	
MB 680-425465/12-A	Method Blank	Total/NA	Solid	3546	

Analysis Batch: 426358

Lab Sample ID	Client Sample ID	Prep Type	Matrix	Method	Prep Batch
680-122281-7 - RE	C0AB2	Total/NA	Solid	8270D	425465
680-122281-22 - RE	C0AB7	Total/NA	Solid	8270D	425465
LCS 680-425465/13-A	Lab Control Sample	Total/NA	Solid	8270D	425465
MB 680-425465/12-A	Method Blank	Total/NA	Solid	8270D	425465

Metals

Prep Batch: 423241

Lab Sample ID	Client Sample ID	Prep Type	Matrix	Method	Prep Batch
680-122281-11	MC0AA6	Total/NA	Solid	3050B	
680-122281-11 MS	MC0AA6	Total/NA	Solid	3050B	
680-122281-11 MSD	MC0AA6	Total/NA	Solid	3050B	
680-122281-12	MC0AA7	Total/NA	Solid	3050B	
680-122281-13	MC0AA8	Total/NA	Solid	3050B	
680-122281-14	MC0AA9	Total/NA	Solid	3050B	
680-122281-15	MC0AB0	Total/NA	Solid	3050B	
680-122281-16	MC0AB1	Total/NA	Solid	3050B	
680-122281-17	MC0AB2	Total/NA	Solid	3050B	
680-122281-18	MC0AB3	Total/NA	Solid	3050B	
680-122281-19	MC0AB4	Total/NA	Solid	3050B	
680-122281-20	MC0AB5	Total/NA	Solid	3050B	
680-122281-34	MC0AC0	Total/NA	Solid	3050B	
680-122281-35	MC0AC1	Total/NA	Solid	3050B	
LCS 680-423241/2-A	Lab Control Sample	Total/NA	Solid	3050B	
MB 680-423241/1-A	Method Blank	Total/NA	Solid	3050B	

Prep Batch: 423242

Lab Sample ID	Client Sample ID	Prep Type	Matrix	Method	Prep Batch
680-122281-30	MC0AB6	Total/NA	Solid	3050B	
680-122281-31	MC0AB7	Total/NA	Solid	3050B	
680-122281-32	MC0AB8	Total/NA	Solid	3050B	
680-122281-33	MC0AB9	Total/NA	Solid	3050B	
680-122281-36	MC0AC2	Total/NA	Solid	3050B	
680-122281-38	MC0AD2	Total/NA	Solid	3050B	
680-122281-86	MC0AC4	Total/NA	Solid	3050B	
680-122281-87	MC0AC5	Total/NA	Solid	3050B	
LCS 680-423242/2-A	Lab Control Sample	Total/NA	Solid	3050B	

Metals (Continued)

Prep Batch: 423242 (Continued)

Lab Sample ID	Client Sample ID	Prep Type	Matrix	Method	Prep Batch
MB 680-423242/1-A	Method Blank	Total/NA	Solid	3050B	

Prep Batch: 423243

Lab Sample ID	Client Sample ID	Prep Type	Matrix	Method	Prep Batch
680-122281-37	MC0AD1	Total/NA	Solid	3050B	
680-122281-37 MS	MC0AD1	Total/NA	Solid	3050B	
680-122281-37 MSD	MC0AD1	Total/NA	Solid	3050B	
680-122281-88	MC0AC6	Total/NA	Solid	3050B	
680-122281-89	MC0AC7	Total/NA	Solid	3050B	
LCS 680-423243/2-A	Lab Control Sample	Total/NA	Solid	3050B	
MB 680-423243/1-A	Method Blank	Total/NA	Solid	3050B	

Prep Batch: 423455

Lab Sample ID	Client Sample ID	Prep Type	Matrix	Method	Prep Batch
680-122281-11	MC0AA6	Total/NA	Solid	7471B	
680-122281-12	MC0AA7	Total/NA	Solid	7471B	
680-122281-13	MC0AA8	Total/NA	Solid	7471B	
680-122281-14	MC0AA9	Total/NA	Solid	7471B	
680-122281-15	MC0AB0	Total/NA	Solid	7471B	
680-122281-16	MC0AB1	Total/NA	Solid	7471B	
680-122281-17	MC0AB2	Total/NA	Solid	7471B	
680-122281-18	MC0AB3	Total/NA	Solid	7471B	
680-122281-19	MC0AB4	Total/NA	Solid	7471B	
LCS 680-423455/14-A	Lab Control Sample	Total/NA	Solid	7471B	
MB 680-423455/13-A	Method Blank	Total/NA	Solid	7471B	

Prep Batch: 423525

Lab Sample ID	Client Sample ID	Prep Type	Matrix	Method	Prep Batch
680-122281-20	MC0AB5	Total/NA	Solid	7471B	
680-122281-30	MC0AB6	Total/NA	Solid	7471B	
680-122281-31	MC0AB7	Total/NA	Solid	7471B	
680-122281-32	MC0AB8	Total/NA	Solid	7471B	
680-122281-33	MC0AB9	Total/NA	Solid	7471B	
680-122281-34	MC0AC0	Total/NA	Solid	7471B	
680-122281-35	MC0AC1	Total/NA	Solid	7471B	
680-122281-36	MC0AC2	Total/NA	Solid	7471B	
680-122281-37	MC0AD1	Total/NA	Solid	7471B	
680-122281-37 MS	MC0AD1	Total/NA	Solid	7471B	
680-122281-37 MSD	MC0AD1	Total/NA	Solid	7471B	
680-122281-38	MC0AD2	Total/NA	Solid	7471B	
LCS 680-423525/2-A	Lab Control Sample	Total/NA	Solid	7471B	
MB 680-423525/1-A	Method Blank	Total/NA	Solid	7471B	

Analysis Batch: 423551

Lab Sample ID	Client Sample ID	Prep Type	Matrix	Method	Prep Batch
680-122281-11	MC0AA6	Total/NA	Solid	6010C	423241
680-122281-11 MS	MC0AA6	Total/NA	Solid	6010C	423241
680-122281-11 MSD	MC0AA6	Total/NA	Solid	6010C	423241
680-122281-12	MC0AA7	Total/NA	Solid	6010C	423241
680-122281-13	MC0AA8	Total/NA	Solid	6010C	423241
680-122281-14	MC0AA9	Total/NA	Solid	6010C	423241

Metals (Continued)

Analysis Batch: 423551 (Continued)

Lab Sample ID	Client Sample ID	Prep Type	Matrix	Method	Prep Batch
680-122281-15	MC0AB0	Total/NA	Solid	6010C	423241
680-122281-16	MC0AB1	Total/NA	Solid	6010C	423241
680-122281-17	MC0AB2	Total/NA	Solid	6010C	423241
680-122281-18	MC0AB3	Total/NA	Solid	6010C	423241
680-122281-19	MC0AB4	Total/NA	Solid	6010C	423241
680-122281-20	MC0AB5	Total/NA	Solid	6010C	423241
680-122281-30	MC0AB6	Total/NA	Solid	6010C	423242
680-122281-31	MC0AB7	Total/NA	Solid	6010C	423242
680-122281-32	MC0AB8	Total/NA	Solid	6010C	423242
680-122281-33	MC0AB9	Total/NA	Solid	6010C	423242
680-122281-34	MC0AC0	Total/NA	Solid	6010C	423241
680-122281-35	MC0AC1	Total/NA	Solid	6010C	423241
680-122281-36	MC0AC2	Total/NA	Solid	6010C	423242
680-122281-37	MC0AD1	Total/NA	Solid	6010C	423243
680-122281-37 MS	MC0AD1	Total/NA	Solid	6010C	423243
680-122281-37 MSD	MC0AD1	Total/NA	Solid	6010C	423243
680-122281-38	MC0AD2	Total/NA	Solid	6010C	423242
680-122281-86	MC0AC4	Total/NA	Solid	6010C	423242
680-122281-87	MC0AC5	Total/NA	Solid	6010C	423242
680-122281-88	MC0AC6	Total/NA	Solid	6010C	423243
680-122281-89	MC0AC7	Total/NA	Solid	6010C	423243
LCS 680-423241/2-A	Lab Control Sample	Total/NA	Solid	6010C	423241
LCS 680-423242/2-A	Lab Control Sample	Total/NA	Solid	6010C	423242
LCS 680-423243/2-A	Lab Control Sample	Total/NA	Solid	6010C	423243
MB 680-423241/1-A	Method Blank	Total/NA	Solid	6010C	423241
MB 680-423242/1-A	Method Blank	Total/NA	Solid	6010C	423242
MB 680-423243/1-A	Method Blank	Total/NA	Solid	6010C	423243

Analysis Batch: 423702

Lab Sample ID	Client Sample ID	Prep Type	Matrix	Method	Prep Batch
680-122281-11	MC0AA6	Total/NA	Solid	7471B	423455
680-122281-12	MC0AA7	Total/NA	Solid	7471B	423455
680-122281-13	MC0AA8	Total/NA	Solid	7471B	423455
680-122281-14	MC0AA9	Total/NA	Solid	7471B	423455
680-122281-15	MC0AB0	Total/NA	Solid	7471B	423455
680-122281-16	MC0AB1	Total/NA	Solid	7471B	423455
680-122281-17	MC0AB2	Total/NA	Solid	7471B	423455
680-122281-18	MC0AB3	Total/NA	Solid	7471B	423455
680-122281-19	MC0AB4	Total/NA	Solid	7471B	423455
680-122281-20	MC0AB5	Total/NA	Solid	7471B	423525
680-122281-30	MC0AB6	Total/NA	Solid	7471B	423525
680-122281-31	MC0AB7	Total/NA	Solid	7471B	423525
680-122281-32	MC0AB8	Total/NA	Solid	7471B	423525
680-122281-33	MC0AB9	Total/NA	Solid	7471B	423525
680-122281-34	MC0AC0	Total/NA	Solid	7471B	423525
680-122281-35	MC0AC1	Total/NA	Solid	7471B	423525
680-122281-36	MC0AC2	Total/NA	Solid	7471B	423525
680-122281-37	MC0AD1	Total/NA	Solid	7471B	423525
680-122281-37 MS	MC0AD1	Total/NA	Solid	7471B	423525
680-122281-37 MSD	MC0AD1	Total/NA	Solid	7471B	423525
680-122281-38	MC0AD2	Total/NA	Solid	7471B	423525

Metals (Continued)

Analysis Batch: 423702 (Continued)

Lab Sample ID	Client Sample ID	Prep Type	Matrix	Method	Prep Batch
LCS 680-423455/14-A	Lab Control Sample	Total/NA	Solid	7471B	423455
LCS 680-423525/2-A	Lab Control Sample	Total/NA	Solid	7471B	423525
MB 680-423455/13-A	Method Blank	Total/NA	Solid	7471B	423455
MB 680-423525/1-A	Method Blank	Total/NA	Solid	7471B	423525

Prep Batch: 423704

Lab Sample ID	Client Sample ID	Prep Type	Matrix	Method	Prep Batch
680-122281-37DU	MC0AD1	Total/NA	Solid	7471B	
680-122281-86	MC0AC4	Total/NA	Solid	7471B	
LCS 680-423704/14-A	Lab Control Sample	Total/NA	Solid	7471B	
MB 680-423704/13-A	Method Blank	Total/NA	Solid	7471B	

Prep Batch: 423720

Lab Sample ID	Client Sample ID	Prep Type	Matrix	Method	Prep Batch
680-122281-87	MC0AC5	Total/NA	Solid	7471B	
680-122281-88	MC0AC6	Total/NA	Solid	7471B	
680-122281-89	MC0AC7	Total/NA	Solid	7471B	
LCS 680-423720/2-A	Lab Control Sample	Total/NA	Solid	7471B	
MB 680-423720/1-A	Method Blank	Total/NA	Solid	7471B	

Prep Batch: 423849

Lab Sample ID	Client Sample ID	Prep Type	Matrix	Method	Prep Batch
680-122281-37DU	MC0AD1	Total/NA	Solid	3050B	
LCS 680-423849/2-A	Lab Control Sample	Total/NA	Solid	3050B	
LCSD 680-423849/4-A	Lab Control Sample Dup	Total/NA	Solid	3050B	
MB 680-423849/1-A	Method Blank	Total/NA	Solid	3050B	

Analysis Batch: 423880

Lab Sample ID	Client Sample ID	Prep Type	Matrix	Method	Prep Batch
680-122281-37DU	MC0AD1	Total/NA	Solid	7471B	423704
680-122281-86	MC0AC4	Total/NA	Solid	7471B	423704
680-122281-87	MC0AC5	Total/NA	Solid	7471B	423720
680-122281-88	MC0AC6	Total/NA	Solid	7471B	423720
680-122281-89	MC0AC7	Total/NA	Solid	7471B	423720
LCS 680-423704/14-A	Lab Control Sample	Total/NA	Solid	7471B	423704
LCS 680-423720/2-A	Lab Control Sample	Total/NA	Solid	7471B	423720
MB 680-423704/13-A	Method Blank	Total/NA	Solid	7471B	423704
MB 680-423720/1-A	Method Blank	Total/NA	Solid	7471B	423720

Analysis Batch: 423993

Lab Sample ID	Client Sample ID	Prep Type	Matrix	Method	Prep Batch
680-122281-37DU	MC0AD1	Total/NA	Solid	6010C	423849
LCS 680-423849/2-A	Lab Control Sample	Total/NA	Solid	6010C	423849
LCSD 680-423849/4-A	Lab Control Sample Dup	Total/NA	Solid	6010C	423849
MB 680-423849/1-A	Method Blank	Total/NA	Solid	6010C	423849

QC Association Summary

Client: Weston Solutions, Inc.
Project/Site: DAS R34842

TestAmerica Job ID: 680-122192-1
SDG: 680122192

General Chemistry

Prep Batch: 423365

Lab Sample ID	Client Sample ID	Prep Type	Matrix	Method	Prep Batch
680-122281-11	MC0AA6	Total/NA	Solid	9012A	
680-122281-12	MC0AA7	Total/NA	Solid	9012A	
680-122281-12 DU	MC0AA7	Total/NA	Solid	9012A	
680-122281-13	MC0AA8	Total/NA	Solid	9012A	
680-122281-14	MC0AA9	Total/NA	Solid	9012A	
680-122281-15	MC0AB0	Total/NA	Solid	9012A	
680-122281-16	MC0AB1	Total/NA	Solid	9012A	
680-122281-17	MC0AB2	Total/NA	Solid	9012A	
680-122281-18	MC0AB3	Total/NA	Solid	9012A	
680-122281-19	MC0AB4	Total/NA	Solid	9012A	
680-122281-20	MC0AB5	Total/NA	Solid	9012A	
680-122281-30	MC0AB6	Total/NA	Solid	9012A	
680-122281-31	MC0AB7	Total/NA	Solid	9012A	
680-122281-32	MC0AB8	Total/NA	Solid	9012A	
680-122281-33	MC0AB9	Total/NA	Solid	9012A	
680-122281-34	MC0AC0	Total/NA	Solid	9012A	
680-122281-35	MC0AC1	Total/NA	Solid	9012A	
680-122281-36	MC0AC2	Total/NA	Solid	9012A	
680-122281-37	MC0AD1	Total/NA	Solid	9012A	
680-122281-37 MS	MC0AD1	Total/NA	Solid	9012A	
680-122281-37 MSD	MC0AD1	Total/NA	Solid	9012A	
680-122281-38	MC0AD2	Total/NA	Solid	9012A	
LCS 680-423365/2-A	Lab Control Sample	Total/NA	Solid	9012A	
MB 680-423365/1-A	Method Blank	Total/NA	Solid	9012A	

Analysis Batch: 423406

Lab Sample ID	Client Sample ID	Prep Type	Matrix	Method	Prep Batch
680-122281-1	C0AA6	Total/NA	Solid	Moisture	
680-122281-2	C0AA7	Total/NA	Solid	Moisture	
680-122281-3	C0AA8	Total/NA	Solid	Moisture	
680-122281-4	C0AA9	Total/NA	Solid	Moisture	
680-122281-5	C0AB0	Total/NA	Solid	Moisture	
680-122281-6	C0AB1	Total/NA	Solid	Moisture	
680-122281-7	C0AB2	Total/NA	Solid	Moisture	
680-122281-8	C0AB3	Total/NA	Solid	Moisture	
680-122281-9	C0AB4	Total/NA	Solid	Moisture	
680-122281-10	C0AB5	Total/NA	Solid	Moisture	
680-122281-21	C0AB6	Total/NA	Solid	Moisture	
680-122281-22	C0AB7	Total/NA	Solid	Moisture	
680-122281-23	C0AB8	Total/NA	Solid	Moisture	
680-122281-24	C0AB9	Total/NA	Solid	Moisture	
680-122281-25	C0AC0	Total/NA	Solid	Moisture	
680-122281-26	C0AC1	Total/NA	Solid	Moisture	
680-122281-27	C0AC2	Total/NA	Solid	Moisture	
680-122281-28	C0AD1	Total/NA	Solid	Moisture	
680-122281-28 MS	C0AD1	Total/NA	Solid	Moisture	
680-122281-28 MSD	C0AD1	Total/NA	Solid	Moisture	
680-122281-29	C0AD2	Total/NA	Solid	Moisture	
680-122281-37 MS	MC0AD1	Total/NA	Solid	Moisture	
680-122281-37DU	MC0AD1	Total/NA	Solid	Moisture	
680-122281-77	C0AC4	Total/NA	Solid	Moisture	

General Chemistry (Continued)

Analysis Batch: 423406 (Continued)

Lab Sample ID	Client Sample ID	Prep Type	Matrix	Method	Prep Batch
680-122281-78	C0AC5	Total/NA	Solid	Moisture	
680-122281-79	C0AC6	Total/NA	Solid	Moisture	
680-122281-80	C0AC7	Total/NA	Solid	Moisture	

Analysis Batch: 423526

Lab Sample ID	Client Sample ID	Prep Type	Matrix	Method	Prep Batch
680-122281-11	MC0AA6	Total/NA	Solid	9012A	423365
680-122281-12	MC0AA7	Total/NA	Solid	9012A	423365
680-122281-12 DU	MC0AA7	Total/NA	Solid	9012A	423365
680-122281-13	MC0AA8	Total/NA	Solid	9012A	423365
680-122281-14	MC0AA9	Total/NA	Solid	9012A	423365
680-122281-15	MC0AB0	Total/NA	Solid	9012A	423365
680-122281-16	MC0AB1	Total/NA	Solid	9012A	423365
680-122281-17	MC0AB2	Total/NA	Solid	9012A	423365
680-122281-18	MC0AB3	Total/NA	Solid	9012A	423365
680-122281-19	MC0AB4	Total/NA	Solid	9012A	423365
680-122281-20	MC0AB5	Total/NA	Solid	9012A	423365
680-122281-30	MC0AB6	Total/NA	Solid	9012A	423365
680-122281-31	MC0AB7	Total/NA	Solid	9012A	423365
680-122281-32	MC0AB8	Total/NA	Solid	9012A	423365
680-122281-33	MC0AB9	Total/NA	Solid	9012A	423365
680-122281-34	MC0AC0	Total/NA	Solid	9012A	423365
680-122281-35	MC0AC1	Total/NA	Solid	9012A	423365
680-122281-36	MC0AC2	Total/NA	Solid	9012A	423365
680-122281-37	MC0AD1	Total/NA	Solid	9012A	423365
680-122281-37 MS	MC0AD1	Total/NA	Solid	9012A	423365
680-122281-37 MSD	MC0AD1	Total/NA	Solid	9012A	423365
680-122281-38	MC0AD2	Total/NA	Solid	9012A	423365
LCS 680-423365/2-A	Lab Control Sample	Total/NA	Solid	9012A	423365
MB 680-423365/1-A	Method Blank	Total/NA	Solid	9012A	423365

Analysis Batch: 423626

Lab Sample ID	Client Sample ID	Prep Type	Matrix	Method	Prep Batch
680-122192-1	C0AA6	Total/NA	Solid	Moisture	
680-122192-2	C0AA7	Total/NA	Solid	Moisture	
680-122192-3	C0AA8	Total/NA	Solid	Moisture	
680-122192-4	C0AA9	Total/NA	Solid	Moisture	
680-122192-5	C0AB0	Total/NA	Solid	Moisture	
680-122192-6	C0AB1	Total/NA	Solid	Moisture	
680-122192-7	C0AB2	Total/NA	Solid	Moisture	
680-122192-8	C0AB3	Total/NA	Solid	Moisture	
680-122192-9	C0AB4	Total/NA	Solid	Moisture	
680-122192-10	C0AB5	Total/NA	Solid	Moisture	
680-122192-11	C0AB6	Total/NA	Solid	Moisture	
680-122192-12	C0AB7	Total/NA	Solid	Moisture	
680-122192-13	C0AB8	Total/NA	Solid	Moisture	
680-122192-14	C0AB9	Total/NA	Solid	Moisture	
680-122192-15	C0AC0	Total/NA	Solid	Moisture	
680-122192-16	C0AC1	Total/NA	Solid	Moisture	
680-122192-17	C0AC2	Total/NA	Solid	Moisture	
680-122192-18	C0AC4	Total/NA	Solid	Moisture	

General Chemistry (Continued)

Analysis Batch: 423626 (Continued)

Lab Sample ID	Client Sample ID	Prep Type	Matrix	Method	Prep Batch
680-122192-19	C0AC5	Total/NA	Solid	Moisture	
680-122192-20	C0AC6	Total/NA	Solid	Moisture	
680-122192-21	C0AC7	Total/NA	Solid	Moisture	
680-122192-23	C0AD1	Total/NA	Solid	Moisture	
680-122192-24	C0AD2	Total/NA	Solid	Moisture	

Prep Batch: 423681

Lab Sample ID	Client Sample ID	Prep Type	Matrix	Method	Prep Batch
680-122281-37DU	MC0AD1	Total/NA	Solid	9012A	
680-122281-86	MC0AC4	Total/NA	Solid	9012A	
680-122281-87	MC0AC5	Total/NA	Solid	9012A	
680-122281-87 DU	MC0AC5	Total/NA	Solid	9012A	
680-122281-88	MC0AC6	Total/NA	Solid	9012A	
680-122281-89	MC0AC7	Total/NA	Solid	9012A	
LCS 680-423681/2-A	Lab Control Sample	Total/NA	Solid	9012A	
MB 680-423681/1-A	Method Blank	Total/NA	Solid	9012A	

Analysis Batch: 423732

Lab Sample ID	Client Sample ID	Prep Type	Matrix	Method	Prep Batch
680-122281-11	MC0AA6	Total/NA	Solid	Moisture	
680-122281-12	MC0AA7	Total/NA	Solid	Moisture	
680-122281-13	MC0AA8	Total/NA	Solid	Moisture	
680-122281-14	MC0AA9	Total/NA	Solid	Moisture	
680-122281-15	MC0AB0	Total/NA	Solid	Moisture	
680-122281-16	MC0AB1	Total/NA	Solid	Moisture	
680-122281-17	MC0AB2	Total/NA	Solid	Moisture	
680-122281-18	MC0AB3	Total/NA	Solid	Moisture	
680-122281-19	MC0AB4	Total/NA	Solid	Moisture	
680-122281-20	MC0AB5	Total/NA	Solid	Moisture	
680-122281-30	MC0AB6	Total/NA	Solid	Moisture	
680-122281-31	MC0AB7	Total/NA	Solid	Moisture	
680-122281-32	MC0AB8	Total/NA	Solid	Moisture	
680-122281-33	MC0AB9	Total/NA	Solid	Moisture	
680-122281-34	MC0AC0	Total/NA	Solid	Moisture	
680-122281-35	MC0AC1	Total/NA	Solid	Moisture	
680-122281-36	MC0AC2	Total/NA	Solid	Moisture	
680-122281-37	MC0AD1	Total/NA	Solid	Moisture	
680-122281-38	MC0AD2	Total/NA	Solid	Moisture	
680-122281-86	MC0AC4	Total/NA	Solid	Moisture	
680-122281-87	MC0AC5	Total/NA	Solid	Moisture	
680-122281-88	MC0AC6	Total/NA	Solid	Moisture	
680-122281-89	MC0AC7	Total/NA	Solid	Moisture	

Analysis Batch: 423757

Lab Sample ID	Client Sample ID	Prep Type	Matrix	Method	Prep Batch
680-122281-37DU	MC0AD1	Total/NA	Solid	9012A	423681
680-122281-86	MC0AC4	Total/NA	Solid	9012A	423681
680-122281-87	MC0AC5	Total/NA	Solid	9012A	423681
680-122281-87 DU	MC0AC5	Total/NA	Solid	9012A	423681
680-122281-88	MC0AC6	Total/NA	Solid	9012A	423681
680-122281-89	MC0AC7	Total/NA	Solid	9012A	423681

General Chemistry (Continued)

Analysis Batch: 423757 (Continued)

Lab Sample ID	Client Sample ID	Prep Type	Matrix	Method	Prep Batch
LCS 680-423681/2-A	Lab Control Sample	Total/NA	Solid	9012A	423681
MB 680-423681/1-A	Method Blank	Total/NA	Solid	9012A	423681

Lab Chronicle

Client: Weston Solutions, Inc.
Project/Site: DAS R34842

TestAmerica Job ID: 680-122192-1
SDG: 680122192

Client Sample ID: C0AA6
Date Collected: 02/23/16 09:00
Date Received: 02/24/16 09:29

Lab Sample ID: 680-122192-1
Matrix: Solid

Prep Type	Batch Type	Batch Method	Run	Dil Factor	Initial Amount	Final Amount	Batch Number	Prepared or Analyzed	Analyst	Lab
Total/NA	Analysis	Moisture		1			423626	03/02/16 12:31	CMW	TAL SAV
	Instrument ID: NOEQUIP									

Client Sample ID: C0AA6
Date Collected: 02/23/16 09:00
Date Received: 02/24/16 09:29

Lab Sample ID: 680-122192-1
Matrix: Solid
Percent Solids: 84.8

Prep Type	Batch Type	Batch Method	Run	Dil Factor	Initial Amount	Final Amount	Batch Number	Prepared or Analyzed	Analyst	Lab
Total/NA	Prep	5035			4.83 g	5 mL	422665	02/24/16 11:47	FES	TAL SAV
Total/NA	Analysis	8260B		40	4.83 g	5 mL	423594	03/02/16 18:13	DJK	TAL SAV
	Instrument ID: CMSAA									

Client Sample ID: C0AA7
Date Collected: 02/23/16 09:15
Date Received: 02/24/16 09:29

Lab Sample ID: 680-122192-2
Matrix: Solid

Prep Type	Batch Type	Batch Method	Run	Dil Factor	Initial Amount	Final Amount	Batch Number	Prepared or Analyzed	Analyst	Lab
Total/NA	Analysis	Moisture		1			423626	03/02/16 12:31	CMW	TAL SAV
	Instrument ID: NOEQUIP									

Client Sample ID: C0AA7
Date Collected: 02/23/16 09:15
Date Received: 02/24/16 09:29

Lab Sample ID: 680-122192-2
Matrix: Solid
Percent Solids: 84.9

Prep Type	Batch Type	Batch Method	Run	Dil Factor	Initial Amount	Final Amount	Batch Number	Prepared or Analyzed	Analyst	Lab
Total/NA	Prep	5035			5.89 g	5 mL	422665	02/24/16 11:47	FES	TAL SAV
Total/NA	Analysis	8260B		1	5.89 g	5 mL	422816	02/25/16 14:30	DJK	TAL SAV
	Instrument ID: CMSC									

Client Sample ID: C0AA8
Date Collected: 02/23/16 09:45
Date Received: 02/24/16 09:29

Lab Sample ID: 680-122192-3
Matrix: Solid

Prep Type	Batch Type	Batch Method	Run	Dil Factor	Initial Amount	Final Amount	Batch Number	Prepared or Analyzed	Analyst	Lab
Total/NA	Analysis	Moisture		1			423626	03/02/16 12:31	CMW	TAL SAV
	Instrument ID: NOEQUIP									

Client Sample ID: C0AA8
Date Collected: 02/23/16 09:45
Date Received: 02/24/16 09:29

Lab Sample ID: 680-122192-3
Matrix: Solid
Percent Solids: 88.7

Prep Type	Batch Type	Batch Method	Run	Dil Factor	Initial Amount	Final Amount	Batch Number	Prepared or Analyzed	Analyst	Lab
Total/NA	Prep	5035			3.39 g	5 mL	422665	02/24/16 11:47	FES	TAL SAV

Lab Chronicle

Client: Weston Solutions, Inc.
Project/Site: DAS R34842

TestAmerica Job ID: 680-122192-1
SDG: 680122192

Client Sample ID: C0AA8 — Lab Sample ID: 680-122192-3

Date Collected: 02/23/16 09:45 — **Matrix: Solid**
Date Received: 02/24/16 09:29 — **Percent Solids: 88.7**

Prep Type	Batch Type	Batch Method	Run	Dil Factor	Initial Amount	Final Amount	Batch Number	Prepared or Analyzed	Analyst	Lab
Total/NA	Analysis	8260B		40	3.39 g	5 mL	423594	03/02/16 18:37	DJK	TAL SAV
	Instrument ID: CMSAA									

Client Sample ID: C0AA9 — Lab Sample ID: 680-122192-4

Date Collected: 02/23/16 09:55 — **Matrix: Solid**
Date Received: 02/24/16 09:29

Prep Type	Batch Type	Batch Method	Run	Dil Factor	Initial Amount	Final Amount	Batch Number	Prepared or Analyzed	Analyst	Lab
Total/NA	Analysis	Moisture		1			423626	03/02/16 12:31	CMW	TAL SAV
	Instrument ID: NOEQUIP									

Client Sample ID: C0AA9 — Lab Sample ID: 680-122192-4

Date Collected: 02/23/16 09:55 — **Matrix: Solid**
Date Received: 02/24/16 09:29 — **Percent Solids: 82.8**

Prep Type	Batch Type	Batch Method	Run	Dil Factor	Initial Amount	Final Amount	Batch Number	Prepared or Analyzed	Analyst	Lab
Total/NA	Prep	5035			6.20 g	5 mL	422665	02/24/16 11:47	FES	TAL SAV
Total/NA	Analysis	8260B		1	6.20 g	5 mL	422816	02/25/16 15:19	DJK	TAL SAV
	Instrument ID: CMSC									

Client Sample ID: C0AB0 — Lab Sample ID: 680-122192-5

Date Collected: 02/23/16 10:10 — **Matrix: Solid**
Date Received: 02/24/16 09:29

Prep Type	Batch Type	Batch Method	Run	Dil Factor	Initial Amount	Final Amount	Batch Number	Prepared or Analyzed	Analyst	Lab
Total/NA	Analysis	Moisture		1			423626	03/02/16 12:31	CMW	TAL SAV
	Instrument ID: NOEQUIP									

Client Sample ID: C0AB0 — Lab Sample ID: 680-122192-5

Date Collected: 02/23/16 10:10 — **Matrix: Solid**
Date Received: 02/24/16 09:29 — **Percent Solids: 90.7**

Prep Type	Batch Type	Batch Method	Run	Dil Factor	Initial Amount	Final Amount	Batch Number	Prepared or Analyzed	Analyst	Lab
Total/NA	Prep	5035			5.40 g	5 mL	422665	02/24/16 11:47	FES	TAL SAV
Total/NA	Analysis	8260B		1	5.40 g	5 mL	423205	02/28/16 14:10	DJK	TAL SAV
	Instrument ID: CMSC									

Client Sample ID: C0AB1 — Lab Sample ID: 680-122192-6

Date Collected: 02/23/16 10:30 — **Matrix: Solid**
Date Received: 02/24/16 09:29

Prep Type	Batch Type	Batch Method	Run	Dil Factor	Initial Amount	Final Amount	Batch Number	Prepared or Analyzed	Analyst	Lab
Total/NA	Analysis	Moisture		1			423626	03/02/16 12:31	CMW	TAL SAV

Lab Chronicle

Client: Weston Solutions, Inc.
Project/Site: DAS R34842

TestAmerica Job ID: 680-122192-1
SDG: 680122192

Client Sample ID: C0AB1
Date Collected: 02/23/16 10:30
Date Received: 02/24/16 09:29

Lab Sample ID: 680-122192-6
Matrix: Solid

Prep Type	Batch Type	Batch Method	Run	Dil Factor	Initial Amount	Final Amount	Batch Number	Prepared or Analyzed	Analyst	Lab
Total/NA	Analysis	Moisture		1			423626	03/02/16 12:31	CMW	TAL SAV
	Instrument ID: NOEQUIP									

Client Sample ID: C0AB1
Date Collected: 02/23/16 10:30
Date Received: 02/24/16 09:29

Lab Sample ID: 680-122192-6
Matrix: Solid
Percent Solids: 79.8

Prep Type	Batch Type	Batch Method	Run	Dil Factor	Initial Amount	Final Amount	Batch Number	Prepared or Analyzed	Analyst	Lab
Total/NA	Prep	5035			6.30 g	5 mL	422665	02/24/16 11:47	FES	TAL SAV
Total/NA	Analysis	8260B		1	6.30 g	5 mL	422816	02/25/16 16:08	DJK	TAL SAV
	Instrument ID: CMSC									

Client Sample ID: C0AB2
Date Collected: 02/23/16 11:05
Date Received: 02/24/16 09:29

Lab Sample ID: 680-122192-7
Matrix: Solid

Prep Type	Batch Type	Batch Method	Run	Dil Factor	Initial Amount	Final Amount	Batch Number	Prepared or Analyzed	Analyst	Lab
Total/NA	Analysis	Moisture		1			423626	03/02/16 12:31	CMW	TAL SAV
	Instrument ID: NOEQUIP									

Client Sample ID: C0AB2
Date Collected: 02/23/16 11:05
Date Received: 02/24/16 09:29

Lab Sample ID: 680-122192-7
Matrix: Solid
Percent Solids: 86.7

Prep Type	Batch Type	Batch Method	Run	Dil Factor	Initial Amount	Final Amount	Batch Number	Prepared or Analyzed	Analyst	Lab
Total/NA	Prep	5035			5.43 g	5 mL	422665	02/24/16 11:47	FES	TAL SAV
Total/NA	Analysis	8260B		1	5.43 g	5 mL	423205	02/28/16 14:35	DJK	TAL SAV
	Instrument ID: CMSC									

Client Sample ID: C0AB3
Date Collected: 02/23/16 11:15
Date Received: 02/24/16 09:29

Lab Sample ID: 680-122192-8
Matrix: Solid

Prep Type	Batch Type	Batch Method	Run	Dil Factor	Initial Amount	Final Amount	Batch Number	Prepared or Analyzed	Analyst	Lab
Total/NA	Analysis	Moisture		1			423626	03/02/16 12:31	CMW	TAL SAV
	Instrument ID: NOEQUIP									

Client Sample ID: C0AB3
Date Collected: 02/23/16 11:15
Date Received: 02/24/16 09:29

Lab Sample ID: 680-122192-8
Matrix: Solid
Percent Solids: 64.9

Prep Type	Batch Type	Batch Method	Run	Dil Factor	Initial Amount	Final Amount	Batch Number	Prepared or Analyzed	Analyst	Lab
Total/NA	Prep	5035			4.61 g	5 mL	422665	02/24/16 11:47	FES	TAL SAV

Lab Chronicle

Client: Weston Solutions, Inc.
Project/Site: DAS R34842

TestAmerica Job ID: 680-122192-1
SDG: 680122192

Client Sample ID: C0AB3
Date Collected: 02/23/16 11:15
Date Received: 02/24/16 09:29

Lab Sample ID: 680-122192-8
Matrix: Solid
Percent Solids: 64.9

Prep Type	Batch Type	Batch Method	Run	Dil Factor	Initial Amount	Final Amount	Batch Number	Prepared or Analyzed	Analyst	Lab
Total/NA	Analysis	8260B		1	4.61 g	5 mL	422816	02/25/16 16:58	DJK	TAL SAV
	Instrument ID: CMSC									

Client Sample ID: C0AB4
Date Collected: 02/23/16 11:30
Date Received: 02/24/16 09:29

Lab Sample ID: 680-122192-9
Matrix: Solid

Prep Type	Batch Type	Batch Method	Run	Dil Factor	Initial Amount	Final Amount	Batch Number	Prepared or Analyzed	Analyst	Lab
Total/NA	Analysis	Moisture		1			423626	03/02/16 12:31	CMW	TAL SAV
	Instrument ID: NOEQUIP									

Client Sample ID: C0AB4
Date Collected: 02/23/16 11:30
Date Received: 02/24/16 09:29

Lab Sample ID: 680-122192-9
Matrix: Solid
Percent Solids: 90.5

Prep Type	Batch Type	Batch Method	Run	Dil Factor	Initial Amount	Final Amount	Batch Number	Prepared or Analyzed	Analyst	Lab
Total/NA	Prep	5035			5.40 g	5 mL	422665	02/24/16 11:47	FES	TAL SAV
Total/NA	Analysis	8260B		40	5.40 g	5 mL	423594	03/02/16 19:02	DJK	TAL SAV
	Instrument ID: CMSAA									

Client Sample ID: C0AB5
Date Collected: 02/23/16 11:40
Date Received: 02/24/16 09:29

Lab Sample ID: 680-122192-10
Matrix: Solid

Prep Type	Batch Type	Batch Method	Run	Dil Factor	Initial Amount	Final Amount	Batch Number	Prepared or Analyzed	Analyst	Lab
Total/NA	Analysis	Moisture		1			423626	03/02/16 12:31	CMW	TAL SAV
	Instrument ID: NOEQUIP									

Client Sample ID: C0AB5
Date Collected: 02/23/16 11:40
Date Received: 02/24/16 09:29

Lab Sample ID: 680-122192-10
Matrix: Solid
Percent Solids: 61.0

Prep Type	Batch Type	Batch Method	Run	Dil Factor	Initial Amount	Final Amount	Batch Number	Prepared or Analyzed	Analyst	Lab
Total/NA	Prep	5035			4.46 g	5 mL	422665	02/24/16 11:47	FES	TAL SAV
Total/NA	Analysis	8260B		1	4.46 g	5 mL	422816	02/25/16 17:47	DJK	TAL SAV
	Instrument ID: CMSC									

Client Sample ID: C0AB6
Date Collected: 02/23/16 12:35
Date Received: 02/24/16 09:29

Lab Sample ID: 680-122192-11
Matrix: Solid

Prep Type	Batch Type	Batch Method	Run	Dil Factor	Initial Amount	Final Amount	Batch Number	Prepared or Analyzed	Analyst	Lab
Total/NA	Analysis	Moisture		1			423626	03/02/16 12:31	CMW	TAL SAV

Client Sample ID: C0AB6
Date Collected: 02/23/16 12:35
Date Received: 02/24/16 09:29

Lab Sample ID: 680-122192-11
Matrix: Solid

Prep Type	Batch Type	Batch Method	Run	Dil Factor	Initial Amount	Final Amount	Batch Number	Prepared or Analyzed	Analyst	Lab
Total/NA	Analysis	Moisture		1			423626	03/02/16 12:31	CMW	TAL SAV
	Instrument ID: NOEQUIP									

Client Sample ID: C0AB6
Date Collected: 02/23/16 12:35
Date Received: 02/24/16 09:29

Lab Sample ID: 680-122192-11
Matrix: Solid
Percent Solids: 86.5

Prep Type	Batch Type	Batch Method	Run	Dil Factor	Initial Amount	Final Amount	Batch Number	Prepared or Analyzed	Analyst	Lab
Total/NA	Prep	5035			4.92 g	5 mL	422665	02/24/16 11:47	FES	TAL SAV
Total/NA	Analysis	8260B		1	4.92 g	5 mL	423205	02/28/16 15:24	DJK	TAL SAV
	Instrument ID: CMSC									

Client Sample ID: C0AB7
Date Collected: 02/23/16 12:45
Date Received: 02/24/16 09:29

Lab Sample ID: 680-122192-12
Matrix: Solid

Prep Type	Batch Type	Batch Method	Run	Dil Factor	Initial Amount	Final Amount	Batch Number	Prepared or Analyzed	Analyst	Lab
Total/NA	Analysis	Moisture		1			423626	03/02/16 12:31	CMW	TAL SAV
	Instrument ID: NOEQUIP									

Client Sample ID: C0AB7
Date Collected: 02/23/16 12:45
Date Received: 02/24/16 09:29

Lab Sample ID: 680-122192-12
Matrix: Solid
Percent Solids: 78.5

Prep Type	Batch Type	Batch Method	Run	Dil Factor	Initial Amount	Final Amount	Batch Number	Prepared or Analyzed	Analyst	Lab
Total/NA	Prep	5035			6.16 g	5 mL	422665	02/24/16 11:47	FES	TAL SAV
Total/NA	Analysis	8260B		40	6.16 g	5 mL	423594	03/02/16 19:26	DJK	TAL SAV
	Instrument ID: CMSAA									

Client Sample ID: C0AB8
Date Collected: 02/23/16 13:40
Date Received: 02/24/16 09:29

Lab Sample ID: 680-122192-13
Matrix: Solid

Prep Type	Batch Type	Batch Method	Run	Dil Factor	Initial Amount	Final Amount	Batch Number	Prepared or Analyzed	Analyst	Lab
Total/NA	Analysis	Moisture		1			423626	03/02/16 12:31	CMW	TAL SAV
	Instrument ID: NOEQUIP									

Client Sample ID: C0AB8
Date Collected: 02/23/16 13:40
Date Received: 02/24/16 09:29

Lab Sample ID: 680-122192-13
Matrix: Solid
Percent Solids: 85.8

Prep Type	Batch Type	Batch Method	Run	Dil Factor	Initial Amount	Final Amount	Batch Number	Prepared or Analyzed	Analyst	Lab
Total/NA	Prep	5035			5.57 g	5 mL	422665	02/24/16 11:47	FES	TAL SAV

Lab Chronicle

Client: Weston Solutions, Inc.
Project/Site: DAS R34842

TestAmerica Job ID: 680-122192-1
SDG: 680122192

Client Sample ID: C0AB8 — Lab Sample ID: 680-122192-13

Date Collected: 02/23/16 13:40 — **Matrix: Solid**
Date Received: 02/24/16 09:29 — **Percent Solids: 85.8**

Prep Type	Batch Type	Batch Method	Run	Dil Factor	Initial Amount	Final Amount	Batch Number	Prepared or Analyzed	Analyst	Lab
Total/NA	Analysis	8260B		1	5.57 g	5 mL	423205	02/28/16 16:14	DJK	TAL SAV
	Instrument ID: CMSC									

Client Sample ID: C0AB9 — Lab Sample ID: 680-122192-14

Date Collected: 02/23/16 13:50 — **Matrix: Solid**
Date Received: 02/24/16 09:29

Prep Type	Batch Type	Batch Method	Run	Dil Factor	Initial Amount	Final Amount	Batch Number	Prepared or Analyzed	Analyst	Lab
Total/NA	Analysis	Moisture		1			423626	03/02/16 12:31	CMW	TAL SAV
	Instrument ID: NOEQUIP									

Client Sample ID: C0AB9 — Lab Sample ID: 680-122192-14

Date Collected: 02/23/16 13:50 — **Matrix: Solid**
Date Received: 02/24/16 09:29 — **Percent Solids: 81.8**

Prep Type	Batch Type	Batch Method	Run	Dil Factor	Initial Amount	Final Amount	Batch Number	Prepared or Analyzed	Analyst	Lab
Total/NA	Prep	5035			6.29 g	5 mL	422665	02/24/16 11:47	FES	TAL SAV
Total/NA	Analysis	8260B		1	6.29 g	5 mL	422816	02/25/16 19:25	DJK	TAL SAV
	Instrument ID: CMSC									

Client Sample ID: C0AC0 — Lab Sample ID: 680-122192-15

Date Collected: 02/23/16 14:20 — **Matrix: Solid**
Date Received: 02/24/16 09:29

Prep Type	Batch Type	Batch Method	Run	Dil Factor	Initial Amount	Final Amount	Batch Number	Prepared or Analyzed	Analyst	Lab
Total/NA	Analysis	Moisture		1			423626	03/02/16 12:31	CMW	TAL SAV
	Instrument ID: NOEQUIP									

Client Sample ID: C0AC0 — Lab Sample ID: 680-122192-15

Date Collected: 02/23/16 14:20 — **Matrix: Solid**
Date Received: 02/24/16 09:29 — **Percent Solids: 92.0**

Prep Type	Batch Type	Batch Method	Run	Dil Factor	Initial Amount	Final Amount	Batch Number	Prepared or Analyzed	Analyst	Lab
Total/NA	Prep	5035			5.53 g	5 mL	422665	02/24/16 11:47	FES	TAL SAV
Total/NA	Analysis	8260B		1	5.53 g	5 mL	422816	02/25/16 19:49	DJK	TAL SAV
	Instrument ID: CMSC									

Client Sample ID: C0AC1 — Lab Sample ID: 680-122192-16

Date Collected: 02/23/16 14:25 — **Matrix: Solid**
Date Received: 02/24/16 09:29

Prep Type	Batch Type	Batch Method	Run	Dil Factor	Initial Amount	Final Amount	Batch Number	Prepared or Analyzed	Analyst	Lab
Total/NA	Analysis	Moisture		1			423626	03/02/16 12:31	CMW	TAL SAV

Lab Chronicle

Client: Weston Solutions, Inc.
Project/Site: DAS R34842

TestAmerica Job ID: 680-122192-1
SDG: 680122192

Client Sample ID: C0AC1 — Lab Sample ID: 680-122192-16

Date Collected: 02/23/16 14:25 — **Matrix: Solid**
Date Received: 02/24/16 09:29

Prep Type	Batch Type	Batch Method	Run	Dil Factor	Initial Amount	Final Amount	Batch Number	Prepared or Analyzed	Analyst	Lab
Total/NA	Analysis	Moisture		1			423626	03/02/16 12:31	CMW	TAL SAV
	Instrument ID: NOEQUIP									

Client Sample ID: C0AC1 — Lab Sample ID: 680-122192-16

Date Collected: 02/23/16 14:25 — **Matrix: Solid**
Date Received: 02/24/16 09:29 — **Percent Solids: 77.5**

Prep Type	Batch Type	Batch Method	Run	Dil Factor	Initial Amount	Final Amount	Batch Number	Prepared or Analyzed	Analyst	Lab
Total/NA	Prep	5035			5.90 g	5 mL	422665	02/24/16 11:47	FES	TAL SAV
Total/NA	Analysis	8260B		1	5.90 g	5 mL	423205	02/28/16 16:39	DJK	TAL SAV
	Instrument ID: CMSC									

Client Sample ID: C0AC2 — Lab Sample ID: 680-122192-17

Date Collected: 02/23/16 12:35 — **Matrix: Solid**
Date Received: 02/24/16 09:29

Prep Type	Batch Type	Batch Method	Run	Dil Factor	Initial Amount	Final Amount	Batch Number	Prepared or Analyzed	Analyst	Lab
Total/NA	Analysis	Moisture		1			423626	03/02/16 12:31	CMW	TAL SAV
	Instrument ID: NOEQUIP									

Client Sample ID: C0AC2 — Lab Sample ID: 680-122192-17

Date Collected: 02/23/16 12:35 — **Matrix: Solid**
Date Received: 02/24/16 09:29 — **Percent Solids: 85.4**

Prep Type	Batch Type	Batch Method	Run	Dil Factor	Initial Amount	Final Amount	Batch Number	Prepared or Analyzed	Analyst	Lab
Total/NA	Prep	5035			5.61 g	5 mL	422665	02/24/16 11:47	FES	TAL SAV
Total/NA	Analysis	8260B		1	5.61 g	5 mL	423205	02/28/16 17:04	DJK	TAL SAV
	Instrument ID: CMSC									

Client Sample ID: C0AC4 — Lab Sample ID: 680-122192-18

Date Collected: 02/23/16 15:55 — **Matrix: Solid**
Date Received: 02/24/16 09:29

Prep Type	Batch Type	Batch Method	Run	Dil Factor	Initial Amount	Final Amount	Batch Number	Prepared or Analyzed	Analyst	Lab
Total/NA	Analysis	Moisture		1			423626	03/02/16 12:31	CMW	TAL SAV
	Instrument ID: NOEQUIP									

Client Sample ID: C0AC4 — Lab Sample ID: 680-122192-18

Date Collected: 02/23/16 15:55 — **Matrix: Solid**
Date Received: 02/24/16 09:29 — **Percent Solids: 85.4**

Prep Type	Batch Type	Batch Method	Run	Dil Factor	Initial Amount	Final Amount	Batch Number	Prepared or Analyzed	Analyst	Lab
Total/NA	Prep	5035			4.59 g	5 mL	422665	02/24/16 11:47	FES	TAL SAV

Lab Chronicle

Client: Weston Solutions, Inc.
Project/Site: DAS R34842

TestAmerica Job ID: 680-122192-1
SDG: 680122192

Client Sample ID: C0AC4 — Lab Sample ID: 680-122192-18

Date Collected: 02/23/16 15:55 — **Matrix: Solid**
Date Received: 02/24/16 09:29 — **Percent Solids: 85.4**

Prep Type	Batch Type	Batch Method	Run	Dil Factor	Initial Amount	Final Amount	Batch Number	Prepared or Analyzed	Analyst	Lab
Total/NA	Analysis	8260B		40	4.59 g	5 mL	423594	03/02/16 19:50	DJK	TAL SAV
	Instrument ID: CMSAA									

Client Sample ID: C0AC5 — Lab Sample ID: 680-122192-19

Date Collected: 02/23/16 16:00 — **Matrix: Solid**
Date Received: 02/24/16 09:29

Prep Type	Batch Type	Batch Method	Run	Dil Factor	Initial Amount	Final Amount	Batch Number	Prepared or Analyzed	Analyst	Lab
Total/NA	Analysis	Moisture		1			423626	03/02/16 12:31	CMW	TAL SAV
	Instrument ID: NOEQUIP									

Client Sample ID: C0AC5 — Lab Sample ID: 680-122192-19

Date Collected: 02/23/16 16:00 — **Matrix: Solid**
Date Received: 02/24/16 09:29 — **Percent Solids: 85.3**

Prep Type	Batch Type	Batch Method	Run	Dil Factor	Initial Amount	Final Amount	Batch Number	Prepared or Analyzed	Analyst	Lab
Total/NA	Prep	5035			5.93 g	5 mL	422665	02/24/16 11:47	FES	TAL SAV
Total/NA	Analysis	8260B		40	5.93 g	5 mL	423594	03/02/16 20:14	DJK	TAL SAV
	Instrument ID: CMSAA									

Client Sample ID: C0AC6 — Lab Sample ID: 680-122192-20

Date Collected: 02/23/16 16:15 — **Matrix: Solid**
Date Received: 02/24/16 09:29

Prep Type	Batch Type	Batch Method	Run	Dil Factor	Initial Amount	Final Amount	Batch Number	Prepared or Analyzed	Analyst	Lab
Total/NA	Analysis	Moisture		1			423626	03/02/16 12:31	CMW	TAL SAV
	Instrument ID: NOEQUIP									

Client Sample ID: C0AC6 — Lab Sample ID: 680-122192-20

Date Collected: 02/23/16 16:15 — **Matrix: Solid**
Date Received: 02/24/16 09:29 — **Percent Solids: 86.1**

Prep Type	Batch Type	Batch Method	Run	Dil Factor	Initial Amount	Final Amount	Batch Number	Prepared or Analyzed	Analyst	Lab
Total/NA	Prep	5035			4.97 g	5 mL	422665	02/24/16 11:47	FES	TAL SAV
Total/NA	Analysis	8260B		40	4.97 g	5 mL	423594	03/02/16 20:38	DJK	TAL SAV
	Instrument ID: CMSAA									

Client Sample ID: C0AC7 — Lab Sample ID: 680-122192-21

Date Collected: 02/23/16 16:25 — **Matrix: Solid**
Date Received: 02/24/16 09:29

Prep Type	Batch Type	Batch Method	Run	Dil Factor	Initial Amount	Final Amount	Batch Number	Prepared or Analyzed	Analyst	Lab
Total/NA	Analysis	Moisture		1			423626	03/02/16 12:31	CMW	TAL SAV

Client Sample ID: C0AC7 — Lab Sample ID: 680-122192-21

Date Collected: 02/23/16 16:25 — **Matrix: Solid**
Date Received: 02/24/16 09:29

Prep Type	Batch Type	Batch Method	Run	Dil Factor	Initial Amount	Final Amount	Batch Number	Prepared or Analyzed	Analyst	Lab
Total/NA	Analysis	Moisture		1			423626	03/02/16 12:31	CMW	TAL SAV
	Instrument ID: NOEQUIP									

Client Sample ID: C0AC7 — Lab Sample ID: 680-122192-21

Date Collected: 02/23/16 16:25 — **Matrix: Solid**
Date Received: 02/24/16 09:29 — **Percent Solids: 83.0**

Prep Type	Batch Type	Batch Method	Run	Dil Factor	Initial Amount	Final Amount	Batch Number	Prepared or Analyzed	Analyst	Lab
Total/NA	Prep	5035			6.95 g	5 mL	422665	02/24/16 11:47	FES	TAL SAV
Total/NA	Analysis	8260B		1	6.95 g	5 mL	423205	02/28/16 18:41	DJK	TAL SAV
	Instrument ID: CMSC									

Client Sample ID: C0AD0 — Lab Sample ID: 680-122192-22

Date Collected: 02/23/16 12:00 — **Matrix: Water**
Date Received: 02/24/16 09:29

Prep Type	Batch Type	Batch Method	Run	Dil Factor	Initial Amount	Final Amount	Batch Number	Prepared or Analyzed	Analyst	Lab
Total/NA	Analysis	8260B		1	5 mL	5 mL	424124	03/07/16 15:00	CEJ	TAL SAV
	Instrument ID: CMSP2									

Client Sample ID: C0AD1 — Lab Sample ID: 680-122192-23

Date Collected: 02/23/16 15:30 — **Matrix: Solid**
Date Received: 02/24/16 09:29

Prep Type	Batch Type	Batch Method	Run	Dil Factor	Initial Amount	Final Amount	Batch Number	Prepared or Analyzed	Analyst	Lab
Total/NA	Analysis	Moisture		1			423626	03/02/16 12:31	CMW	TAL SAV
	Instrument ID: NOEQUIP									

Client Sample ID: C0AD1 — Lab Sample ID: 680-122192-23

Date Collected: 02/23/16 15:30 — **Matrix: Solid**
Date Received: 02/24/16 09:29 — **Percent Solids: 89.0**

Prep Type	Batch Type	Batch Method	Run	Dil Factor	Initial Amount	Final Amount	Batch Number	Prepared or Analyzed	Analyst	Lab
Total/NA	Prep	5035			5.32 g	5 mL	422665	02/24/16 11:47	FES	TAL SAV
Total/NA	Analysis	8260B		40	5.32 g	5 mL	423594	03/02/16 21:02	DJK	TAL SAV
	Instrument ID: CMSAA									

Client Sample ID: C0AD2 — Lab Sample ID: 680-122192-24

Date Collected: 02/23/16 15:40 — **Matrix: Solid**
Date Received: 02/24/16 09:29

Prep Type	Batch Type	Batch Method	Run	Dil Factor	Initial Amount	Final Amount	Batch Number	Prepared or Analyzed	Analyst	Lab
Total/NA	Analysis	Moisture		1			423626	03/02/16 12:31	CMW	TAL SAV

Lab Chronicle

Client: Weston Solutions, Inc.
Project/Site: DAS R34842

TestAmerica Job ID: 680-122192-1
SDG: 680122192

Client Sample ID: C0AD2
Date Collected: 02/23/16 15:40
Date Received: 02/24/16 09:29

Lab Sample ID: 680-122192-24
Matrix: Solid

Prep Type	Batch Type	Batch Method	Run	Dil Factor	Initial Amount	Final Amount	Batch Number	Prepared or Analyzed	Analyst	Lab
Total/NA	Analysis	Moisture		1			423626	03/02/16 12:31	CMW	TAL SAV
	Instrument ID: NOEQUIP									

Client Sample ID: C0AD2
Date Collected: 02/23/16 15:40
Date Received: 02/24/16 09:29

Lab Sample ID: 680-122192-24
Matrix: Solid
Percent Solids: 82.7

Prep Type	Batch Type	Batch Method	Run	Dil Factor	Initial Amount	Final Amount	Batch Number	Prepared or Analyzed	Analyst	Lab
Total/NA	Prep	5035			4.96 g	5 mL	422665	02/24/16 11:47	FES	TAL SAV
Total/NA	Analysis	8260B		40	4.96 g	5 mL	423594	03/02/16 21:27	DJK	TAL SAV
	Instrument ID: CMSAA									

Client Sample ID: C0AA6
Date Collected: 02/23/16 09:00
Date Received: 02/25/16 09:07

Lab Sample ID: 680-122281-1
Matrix: Solid

Prep Type	Batch Type	Batch Method	Run	Dil Factor	Initial Amount	Final Amount	Batch Number	Prepared or Analyzed	Analyst	Lab
Total/NA	Analysis	Moisture		1			423406	03/01/16 12:45	RAB	TAL SAV
	Instrument ID: NOEQUIP									

Client Sample ID: C0AA6
Date Collected: 02/23/16 09:00
Date Received: 02/25/16 09:07

Lab Sample ID: 680-122281-1
Matrix: Solid
Percent Solids: 84.8

Prep Type	Batch Type	Batch Method	Run	Dil Factor	Initial Amount	Final Amount	Batch Number	Prepared or Analyzed	Analyst	Lab
Total/NA	Prep	3546			30.03 g	1 mL	423033	02/26/16 11:50	JMV	TAL SAV
Total/NA	Analysis	8270D		1	30.03 g	1 mL	423122	02/26/16 21:32	JEM	TAL SAV
	Instrument ID: CMSN									

Client Sample ID: C0AA7
Date Collected: 02/23/16 09:15
Date Received: 02/25/16 09:07

Lab Sample ID: 680-122281-2
Matrix: Solid

Prep Type	Batch Type	Batch Method	Run	Dil Factor	Initial Amount	Final Amount	Batch Number	Prepared or Analyzed	Analyst	Lab
Total/NA	Analysis	Moisture		1			423406	03/01/16 12:45	RAB	TAL SAV
	Instrument ID: NOEQUIP									

Client Sample ID: C0AA7
Date Collected: 02/23/16 09:15
Date Received: 02/25/16 09:07

Lab Sample ID: 680-122281-2
Matrix: Solid
Percent Solids: 84.9

Prep Type	Batch Type	Batch Method	Run	Dil Factor	Initial Amount	Final Amount	Batch Number	Prepared or Analyzed	Analyst	Lab
Total/NA	Prep	3546			30.07 g	1 mL	423033	02/26/16 11:50	JMV	TAL SAV

Lab Chronicle

Client: Weston Solutions, Inc.
Project/Site: DAS R34842

TestAmerica Job ID: 680-122192-1
SDG: 680122192

Client Sample ID: C0AA7 — Lab Sample ID: 680-122281-2

Date Collected: 02/23/16 09:15 — **Matrix: Solid**
Date Received: 02/25/16 09:07 — **Percent Solids: 84.9**

Prep Type	Batch Type	Batch Method	Run	Dil Factor	Initial Amount	Final Amount	Batch Number	Prepared or Analyzed	Analyst	Lab
Total/NA	Analysis	8270D		1	30.07 g	1 mL	423122	02/26/16 21:57	JEM	TAL SAV
	Instrument ID: CMSN									

Client Sample ID: C0AA8 — Lab Sample ID: 680-122281-3

Date Collected: 02/23/16 09:45 — **Matrix: Solid**
Date Received: 02/25/16 09:07

Prep Type	Batch Type	Batch Method	Run	Dil Factor	Initial Amount	Final Amount	Batch Number	Prepared or Analyzed	Analyst	Lab
Total/NA	Analysis	Moisture		1			423406	03/01/16 12:45	RAB	TAL SAV
	Instrument ID: NOEQUIP									

Client Sample ID: C0AA8 — Lab Sample ID: 680-122281-3

Date Collected: 02/23/16 09:45 — **Matrix: Solid**
Date Received: 02/25/16 09:07 — **Percent Solids: 88.7**

Prep Type	Batch Type	Batch Method	Run	Dil Factor	Initial Amount	Final Amount	Batch Number	Prepared or Analyzed	Analyst	Lab
Total/NA	Prep	3546			30.40 g	1 mL	423033	02/26/16 11:50	JMV	TAL SAV
Total/NA	Analysis	8270D		1	30.40 g	1 mL	423185	02/27/16 16:58	NED	TAL SAV
	Instrument ID: CMSY									

Client Sample ID: C0AA9 — Lab Sample ID: 680-122281-4

Date Collected: 02/23/16 09:55 — **Matrix: Solid**
Date Received: 02/25/16 09:07

Prep Type	Batch Type	Batch Method	Run	Dil Factor	Initial Amount	Final Amount	Batch Number	Prepared or Analyzed	Analyst	Lab
Total/NA	Analysis	Moisture		1			423406	03/01/16 12:45	RAB	TAL SAV
	Instrument ID: NOEQUIP									

Client Sample ID: C0AA9 — Lab Sample ID: 680-122281-4

Date Collected: 02/23/16 09:55 — **Matrix: Solid**
Date Received: 02/25/16 09:07 — **Percent Solids: 82.8**

Prep Type	Batch Type	Batch Method	Run	Dil Factor	Initial Amount	Final Amount	Batch Number	Prepared or Analyzed	Analyst	Lab
Total/NA	Prep	3546			30.35 g	1 mL	423033	02/26/16 11:50	JMV	TAL SAV
Total/NA	Analysis	8270D		1	30.35 g	1 mL	423122	02/26/16 22:45	JEM	TAL SAV
	Instrument ID: CMSN									

Client Sample ID: C0AB0 — Lab Sample ID: 680-122281-5

Date Collected: 02/23/16 10:10 — **Matrix: Solid**
Date Received: 02/25/16 09:07

Prep Type	Batch Type	Batch Method	Run	Dil Factor	Initial Amount	Final Amount	Batch Number	Prepared or Analyzed	Analyst	Lab
Total/NA	Analysis	Moisture		1			423406	03/01/16 12:45	RAB	TAL SAV

Lab Chronicle

Client: Weston Solutions, Inc.
Project/Site: DAS R34842

TestAmerica Job ID: 680-122192-1
SDG: 680122192

Client Sample ID: C0AB0
Date Collected: 02/23/16 10:10
Date Received: 02/25/16 09:07

Lab Sample ID: 680-122281-5
Matrix: Solid

Prep Type	Batch Type	Batch Method	Run	Dil Factor	Initial Amount	Final Amount	Batch Number	Prepared or Analyzed	Analyst	Lab
Total/NA	Analysis	Moisture		1			423406	03/01/16 12:45	RAB	TAL SAV
	Instrument ID: NOEQUIP									

Client Sample ID: C0AB0
Date Collected: 02/23/16 10:10
Date Received: 02/25/16 09:07

Lab Sample ID: 680-122281-5
Matrix: Solid
Percent Solids: 90.7

Prep Type	Batch Type	Batch Method	Run	Dil Factor	Initial Amount	Final Amount	Batch Number	Prepared or Analyzed	Analyst	Lab
Total/NA	Prep	3546			30.31 g	1 mL	423033	02/26/16 11:50	JMV	TAL SAV
Total/NA	Analysis	8270D		1	30.31 g	1 mL	423122	02/26/16 23:10	JEM	TAL SAV
	Instrument ID: CMSN									

Client Sample ID: C0AB1
Date Collected: 02/23/16 10:30
Date Received: 02/25/16 09:07

Lab Sample ID: 680-122281-6
Matrix: Solid

Prep Type	Batch Type	Batch Method	Run	Dil Factor	Initial Amount	Final Amount	Batch Number	Prepared or Analyzed	Analyst	Lab
Total/NA	Analysis	Moisture		1			423406	03/01/16 12:45	RAB	TAL SAV
	Instrument ID: NOEQUIP									

Client Sample ID: C0AB1
Date Collected: 02/23/16 10:30
Date Received: 02/25/16 09:07

Lab Sample ID: 680-122281-6
Matrix: Solid
Percent Solids: 79.8

Prep Type	Batch Type	Batch Method	Run	Dil Factor	Initial Amount	Final Amount	Batch Number	Prepared or Analyzed	Analyst	Lab
Total/NA	Prep	3546			30.15 g	1 mL	423033	02/26/16 11:50	JMV	TAL SAV
Total/NA	Analysis	8270D		1	30.15 g	1 mL	423122	02/26/16 23:34	JEM	TAL SAV
	Instrument ID: CMSN									

Client Sample ID: C0AB2
Date Collected: 02/23/16 11:05
Date Received: 02/25/16 09:07

Lab Sample ID: 680-122281-7
Matrix: Solid

Prep Type	Batch Type	Batch Method	Run	Dil Factor	Initial Amount	Final Amount	Batch Number	Prepared or Analyzed	Analyst	Lab
Total/NA	Analysis	Moisture		1			423406	03/01/16 12:45	RAB	TAL SAV
	Instrument ID: NOEQUIP									

Client Sample ID: C0AB2
Date Collected: 02/23/16 11:05
Date Received: 02/25/16 09:07

Lab Sample ID: 680-122281-7
Matrix: Solid
Percent Solids: 86.7

Prep Type	Batch Type	Batch Method	Run	Dil Factor	Initial Amount	Final Amount	Batch Number	Prepared or Analyzed	Analyst	Lab
Total/NA	Prep	3546			30.03 g	1 mL	423033	02/26/16 11:50	JMV	TAL SAV

Lab Chronicle

Client: Weston Solutions, Inc.
Project/Site: DAS R34842

TestAmerica Job ID: 680-122192-1
SDG: 680122192

Client Sample ID: C0AB2
Date Collected: 02/23/16 11:05
Date Received: 02/25/16 09:07

Lab Sample ID: 680-122281-7
Matrix: Solid
Percent Solids: 86.7

Prep Type	Batch Type	Batch Method	Run	Dil Factor	Initial Amount	Final Amount	Batch Number	Prepared or Analyzed	Analyst	Lab
Total/NA	Analysis	8270D		1	30.03 g	1 mL	423122	02/26/16 23:59	JEM	TAL SAV
	Instrument ID: CMSN									
Total/NA	Prep	3546	RE		30.14 g	1 mL	425465	03/17/16 09:58	CEW	TAL SAV
Total/NA	Analysis	8270D	RE	1	30.14 g	1 mL	426358	03/23/16 20:12	JEM	TAL SAV
	Instrument ID: CMSN									

Client Sample ID: C0AB3
Date Collected: 02/23/16 11:15
Date Received: 02/25/16 09:07

Lab Sample ID: 680-122281-8
Matrix: Solid

Prep Type	Batch Type	Batch Method	Run	Dil Factor	Initial Amount	Final Amount	Batch Number	Prepared or Analyzed	Analyst	Lab
Total/NA	Analysis	Moisture		1			423406	03/01/16 12:45	RAB	TAL SAV
	Instrument ID: NOEQUIP									

Client Sample ID: C0AB3
Date Collected: 02/23/16 11:15
Date Received: 02/25/16 09:07

Lab Sample ID: 680-122281-8
Matrix: Solid
Percent Solids: 64.9

Prep Type	Batch Type	Batch Method	Run	Dil Factor	Initial Amount	Final Amount	Batch Number	Prepared or Analyzed	Analyst	Lab
Total/NA	Prep	3546			30.22 g	1 mL	423033	02/26/16 11:50	JMV	TAL SAV
Total/NA	Analysis	8270D		1	30.22 g	1 mL	423122	02/27/16 00:23	JEM	TAL SAV
	Instrument ID: CMSN									

Client Sample ID: C0AB4
Date Collected: 02/23/16 11:30
Date Received: 02/25/16 09:07

Lab Sample ID: 680-122281-9
Matrix: Solid

Prep Type	Batch Type	Batch Method	Run	Dil Factor	Initial Amount	Final Amount	Batch Number	Prepared or Analyzed	Analyst	Lab
Total/NA	Analysis	Moisture		1			423406	03/01/16 12:45	RAB	TAL SAV
	Instrument ID: NOEQUIP									

Client Sample ID: C0AB4
Date Collected: 02/23/16 11:30
Date Received: 02/25/16 09:07

Lab Sample ID: 680-122281-9
Matrix: Solid
Percent Solids: 90.5

Prep Type	Batch Type	Batch Method	Run	Dil Factor	Initial Amount	Final Amount	Batch Number	Prepared or Analyzed	Analyst	Lab
Total/NA	Prep	3546			30.05 g	1 mL	423033	02/26/16 11:50	JMV	TAL SAV
Total/NA	Analysis	8270D		1	30.05 g	1 mL	423185	02/27/16 17:20	NED	TAL SAV
	Instrument ID: CMSY									

Lab Chronicle

Client: Weston Solutions, Inc.
Project/Site: DAS R34842

TestAmerica Job ID: 680-122192-1
SDG: 680122192

Client Sample ID: C0AB5
Date Collected: 02/23/16 11:40
Date Received: 02/25/16 09:07

Lab Sample ID: 680-122281-10
Matrix: Solid

Prep Type	Batch Type	Batch Method	Run	Dil Factor	Initial Amount	Final Amount	Batch Number	Prepared or Analyzed	Analyst	Lab
Total/NA	Analysis	Moisture		1			423406	03/01/16 12:45	RAB	TAL SAV
	Instrument ID: NOEQUIP									

Client Sample ID: C0AB5
Date Collected: 02/23/16 11:40
Date Received: 02/25/16 09:07

Lab Sample ID: 680-122281-10
Matrix: Solid
Percent Solids: 61.0

Prep Type	Batch Type	Batch Method	Run	Dil Factor	Initial Amount	Final Amount	Batch Number	Prepared or Analyzed	Analyst	Lab
Total/NA	Prep	3546			30.35 g	1 mL	423033	02/26/16 11:50	JMV	TAL SAV
Total/NA	Analysis	8270D		1	30.35 g	1 mL	423185	02/27/16 17:43	NED	TAL SAV
	Instrument ID: CMSY									

Client Sample ID: MC0AA6
Date Collected: 02/23/16 09:00
Date Received: 02/25/16 09:07

Lab Sample ID: 680-122281-11
Matrix: Solid

Prep Type	Batch Type	Batch Method	Run	Dil Factor	Initial Amount	Final Amount	Batch Number	Prepared or Analyzed	Analyst	Lab
Total/NA	Analysis	Moisture		1			423732	03/03/16 10:38	CMW	TAL SAV
	Instrument ID: NOEQUIP									

Client Sample ID: MC0AA6
Date Collected: 02/23/16 09:00
Date Received: 02/25/16 09:07

Lab Sample ID: 680-122281-11
Matrix: Solid
Percent Solids: 84.8

Prep Type	Batch Type	Batch Method	Run	Dil Factor	Initial Amount	Final Amount	Batch Number	Prepared or Analyzed	Analyst	Lab
Total/NA	Prep	3050B			1.18 g	100 mL	423241	02/29/16 10:11	CDD	TAL SAV
Total/NA	Analysis	6010C		1	1.18 g	100 mL	423551	03/01/16 20:32	BWR	TAL SAV
	Instrument ID: ICPE									
Total/NA	Prep	7471B			0.54 g	50 mL	423455	03/01/16 12:43	JKL	TAL SAV
Total/NA	Analysis	7471B		1	0.54 g	50 mL	423702	03/02/16 16:11	JKL	TAL SAV
	Instrument ID: LEEMAN2									
Total/NA	Prep	9012A			1.05 g	50 mL	423365	03/01/16 06:26	DAM	TAL SAV
Total/NA	Analysis	9012A		1	1.05 g	50 mL	423526	03/02/16 07:44	DAM	TAL SAV
	Instrument ID: LACHAT1									

Client Sample ID: MC0AA7
Date Collected: 02/23/16 09:15
Date Received: 02/25/16 09:07

Lab Sample ID: 680-122281-12
Matrix: Solid

Prep Type	Batch Type	Batch Method	Run	Dil Factor	Initial Amount	Final Amount	Batch Number	Prepared or Analyzed	Analyst	Lab
Total/NA	Analysis	Moisture		1			423732	03/03/16 10:38	CMW	TAL SAV
	Instrument ID: NOEQUIP									

Lab Chronicle

Client: Weston Solutions, Inc.
Project/Site: DAS R34842

TestAmerica Job ID: 680-122192-1
SDG: 680122192

Client Sample ID: MC0AA7 — Lab Sample ID: 680-122281-12

Date Collected: 02/23/16 09:15 — **Matrix: Solid**
Date Received: 02/25/16 09:07 — **Percent Solids: 84.9**

Prep Type	Batch Type	Batch Method	Run	Dil Factor	Initial Amount	Final Amount	Batch Number	Prepared or Analyzed	Analyst	Lab
Total/NA	Prep	3050B			1.15 g	100 mL	423241	02/29/16 10:11	CDD	TAL SAV
Total/NA	Analysis	6010C		1	1.15 g	100 mL	423551	03/01/16 21:07	BWR	TAL SAV
	Instrument ID: ICPE									
Total/NA	Prep	7471B			0.58 g	50 mL	423455	03/01/16 12:54	JKL	TAL SAV
Total/NA	Analysis	7471B		1	0.58 g	50 mL	423702	03/02/16 16:14	JKL	TAL SAV
	Instrument ID: LEEMAN2									
Total/NA	Prep	9012A			1.02 g	50 mL	423365	03/01/16 06:26	DAM	TAL SAV
Total/NA	Analysis	9012A		1	1.02 g	50 mL	423526	03/02/16 07:45	DAM	TAL SAV
	Instrument ID: LACHAT1									

Client Sample ID: MC0AA8 — Lab Sample ID: 680-122281-13

Date Collected: 02/23/16 09:45 — **Matrix: Solid**
Date Received: 02/25/16 09:07

Prep Type	Batch Type	Batch Method	Run	Dil Factor	Initial Amount	Final Amount	Batch Number	Prepared or Analyzed	Analyst	Lab
Total/NA	Analysis	Moisture		1			423732	03/03/16 10:38	CMW	TAL SAV
	Instrument ID: NOEQUIP									

Client Sample ID: MC0AA8 — Lab Sample ID: 680-122281-13

Date Collected: 02/23/16 09:45 — **Matrix: Solid**
Date Received: 02/25/16 09:07 — **Percent Solids: 88.7**

Prep Type	Batch Type	Batch Method	Run	Dil Factor	Initial Amount	Final Amount	Batch Number	Prepared or Analyzed	Analyst	Lab
Total/NA	Prep	3050B			1.15 g	100 mL	423241	02/29/16 10:11	CDD	TAL SAV
Total/NA	Analysis	6010C		1	1.15 g	100 mL	423551	03/01/16 21:12	BWR	TAL SAV
	Instrument ID: ICPE									
Total/NA	Prep	7471B			0.53 g	50 mL	423455	03/01/16 12:54	JKL	TAL SAV
Total/NA	Analysis	7471B		1	0.53 g	50 mL	423702	03/02/16 16:17	JKL	TAL SAV
	Instrument ID: LEEMAN2									
Total/NA	Prep	9012A			1.04 g	50 mL	423365	03/01/16 06:26	DAM	TAL SAV
Total/NA	Analysis	9012A		1	1.04 g	50 mL	423526	03/02/16 07:47	DAM	TAL SAV
	Instrument ID: LACHAT1									

Client Sample ID: MC0AA9 — Lab Sample ID: 680-122281-14

Date Collected: 02/23/16 09:55 — **Matrix: Solid**
Date Received: 02/25/16 09:07

Prep Type	Batch Type	Batch Method	Run	Dil Factor	Initial Amount	Final Amount	Batch Number	Prepared or Analyzed	Analyst	Lab
Total/NA	Analysis	Moisture		1			423732	03/03/16 10:38	CMW	TAL SAV
	Instrument ID: NOEQUIP									

Lab Chronicle

Client: Weston Solutions, Inc.
Project/Site: DAS R34842

TestAmerica Job ID: 680-122192-1
SDG: 680122192

Client Sample ID: MC0AA9 — Lab Sample ID: 680-122281-14

Date Collected: 02/23/16 09:55 — **Matrix: Solid**
Date Received: 02/25/16 09:07 — **Percent Solids: 82.8**

Prep Type	Batch Type	Batch Method	Run	Dil Factor	Initial Amount	Final Amount	Batch Number	Prepared or Analyzed	Analyst	Lab
Total/NA	Prep	3050B			1.11 g	100 mL	423241	02/29/16 10:11	CDD	TAL SAV
Total/NA	Analysis	6010C		1	1.11 g	100 mL	423551	03/01/16 21:17	BWR	TAL SAV
	Instrument ID: ICPE									
Total/NA	Prep	7471B			0.56 g	50 mL	423455	03/01/16 12:54	JKL	TAL SAV
Total/NA	Analysis	7471B		1	0.56 g	50 mL	423702	03/02/16 16:20	JKL	TAL SAV
	Instrument ID: LEEMAN2									
Total/NA	Prep	9012A			1.02 g	50 mL	423365	03/01/16 06:26	DAM	TAL SAV
Total/NA	Analysis	9012A		1	1.02 g	50 mL	423526	03/02/16 07:48	DAM	TAL SAV
	Instrument ID: LACHAT1									

Client Sample ID: MC0AB0 — Lab Sample ID: 680-122281-15

Date Collected: 02/23/16 10:10 — **Matrix: Solid**
Date Received: 02/25/16 09:07

Prep Type	Batch Type	Batch Method	Run	Dil Factor	Initial Amount	Final Amount	Batch Number	Prepared or Analyzed	Analyst	Lab
Total/NA	Analysis	Moisture		1			423732	03/03/16 10:38	CMW	TAL SAV
	Instrument ID: NOEQUIP									

Client Sample ID: MC0AB0 — Lab Sample ID: 680-122281-15

Date Collected: 02/23/16 10:10 — **Matrix: Solid**
Date Received: 02/25/16 09:07 — **Percent Solids: 90.7**

Prep Type	Batch Type	Batch Method	Run	Dil Factor	Initial Amount	Final Amount	Batch Number	Prepared or Analyzed	Analyst	Lab
Total/NA	Prep	3050B			1.11 g	100 mL	423241	02/29/16 10:11	CDD	TAL SAV
Total/NA	Analysis	6010C		1	1.11 g	100 mL	423551	03/01/16 21:22	BWR	TAL SAV
	Instrument ID: ICPE									
Total/NA	Prep	7471B			0.54 g	50 mL	423455	03/01/16 12:54	JKL	TAL SAV
Total/NA	Analysis	7471B		1	0.54 g	50 mL	423702	03/02/16 16:23	JKL	TAL SAV
	Instrument ID: LEEMAN2									
Total/NA	Prep	9012A			1.01 g	50 mL	423365	03/01/16 06:26	DAM	TAL SAV
Total/NA	Analysis	9012A		1	1.01 g	50 mL	423526	03/02/16 07:49	DAM	TAL SAV
	Instrument ID: LACHAT1									

Client Sample ID: MC0AB1 — Lab Sample ID: 680-122281-16

Date Collected: 02/23/16 10:30 — **Matrix: Solid**
Date Received: 02/25/16 09:07

Prep Type	Batch Type	Batch Method	Run	Dil Factor	Initial Amount	Final Amount	Batch Number	Prepared or Analyzed	Analyst	Lab
Total/NA	Analysis	Moisture		1			423732	03/03/16 10:38	CMW	TAL SAV
	Instrument ID: NOEQUIP									

Lab Chronicle

Client: Weston Solutions, Inc.
Project/Site: DAS R34842

TestAmerica Job ID: 680-122192-1
SDG: 680122192

Client Sample ID: MC0AB1 — Lab Sample ID: 680-122281-16

Date Collected: 02/23/16 10:30 — **Matrix: Solid**
Date Received: 02/25/16 09:07 — **Percent Solids: 79.8**

Prep Type	Batch Type	Batch Method	Run	Dil Factor	Initial Amount	Final Amount	Batch Number	Prepared or Analyzed	Analyst	Lab
Total/NA	Prep	3050B			1.19 g	100 mL	423241	02/29/16 10:11	CDD	TAL SAV
Total/NA	Analysis	6010C		1	1.19 g	100 mL	423551	03/01/16 21:27	BWR	TAL SAV
	Instrument ID: ICPE									
Total/NA	Prep	7471B			0.50 g	50 mL	423455	03/01/16 12:54	JKL	TAL SAV
Total/NA	Analysis	7471B		1	0.50 g	50 mL	423702	03/02/16 16:32	JKL	TAL SAV
	Instrument ID: LEEMAN2									
Total/NA	Prep	9012A			1.04 g	50 mL	423365	03/01/16 06:26	DAM	TAL SAV
Total/NA	Analysis	9012A		1	1.04 g	50 mL	423526	03/02/16 07:53	DAM	TAL SAV
	Instrument ID: LACHAT1									

Client Sample ID: MC0AB2 — Lab Sample ID: 680-122281-17

Date Collected: 02/23/16 11:05 — **Matrix: Solid**
Date Received: 02/25/16 09:07

Prep Type	Batch Type	Batch Method	Run	Dil Factor	Initial Amount	Final Amount	Batch Number	Prepared or Analyzed	Analyst	Lab
Total/NA	Analysis	Moisture		1			423732	03/03/16 10:38	CMW	TAL SAV
	Instrument ID: NOEQUIP									

Client Sample ID: MC0AB2 — Lab Sample ID: 680-122281-17

Date Collected: 02/23/16 11:05 — **Matrix: Solid**
Date Received: 02/25/16 09:07 — **Percent Solids: 86.7**

Prep Type	Batch Type	Batch Method	Run	Dil Factor	Initial Amount	Final Amount	Batch Number	Prepared or Analyzed	Analyst	Lab
Total/NA	Prep	3050B			1.16 g	100 mL	423241	02/29/16 10:11	CDD	TAL SAV
Total/NA	Analysis	6010C		1	1.16 g	100 mL	423551	03/01/16 21:32	BWR	TAL SAV
	Instrument ID: ICPE									
Total/NA	Prep	7471B			0.55 g	50 mL	423455	03/01/16 12:54	JKL	TAL SAV
Total/NA	Analysis	7471B		1	0.55 g	50 mL	423702	03/02/16 16:35	JKL	TAL SAV
	Instrument ID: LEEMAN2									
Total/NA	Prep	9012A			1.01 g	50 mL	423365	03/01/16 06:26	DAM	TAL SAV
Total/NA	Analysis	9012A		1	1.01 g	50 mL	423526	03/02/16 07:54	DAM	TAL SAV
	Instrument ID: LACHAT1									

Client Sample ID: MC0AB3 — Lab Sample ID: 680-122281-18

Date Collected: 02/23/16 11:15 — **Matrix: Solid**
Date Received: 02/25/16 09:07

Prep Type	Batch Type	Batch Method	Run	Dil Factor	Initial Amount	Final Amount	Batch Number	Prepared or Analyzed	Analyst	Lab
Total/NA	Analysis	Moisture		1			423732	03/03/16 10:38	CMW	TAL SAV
	Instrument ID: NOEQUIP									

Lab Chronicle

Client: Weston Solutions, Inc.
Project/Site: DAS R34842

TestAmerica Job ID: 680-122192-1
SDG: 680122192

Client Sample ID: MC0AB3 — Lab Sample ID: 680-122281-18

Date Collected: 02/23/16 11:15 — **Matrix: Solid**
Date Received: 02/25/16 09:07 — **Percent Solids: 64.9**

Prep Type	Batch Type	Batch Method	Run	Dil Factor	Initial Amount	Final Amount	Batch Number	Prepared or Analyzed	Analyst	Lab
Total/NA	Prep	3050B			1.13 g	100 mL	423241	02/29/16 10:11	CDD	TAL SAV
Total/NA	Analysis	6010C		1	1.13 g	100 mL	423551	03/01/16 21:37	BWR	TAL SAV
	Instrument ID: ICPE									
Total/NA	Prep	7471B			0.56 g	50 mL	423455	03/01/16 12:54	JKL	TAL SAV
Total/NA	Analysis	7471B		1	0.56 g	50 mL	423702	03/02/16 16:39	JKL	TAL SAV
	Instrument ID: LEEMAN2									
Total/NA	Prep	9012A			1.01 g	50 mL	423365	03/01/16 06:26	DAM	TAL SAV
Total/NA	Analysis	9012A		1	1.01 g	50 mL	423526	03/02/16 07:55	DAM	TAL SAV
	Instrument ID: LACHAT1									

Client Sample ID: MC0AB4 — Lab Sample ID: 680-122281-19

Date Collected: 02/23/16 11:30 — **Matrix: Solid**
Date Received: 02/25/16 09:07

Prep Type	Batch Type	Batch Method	Run	Dil Factor	Initial Amount	Final Amount	Batch Number	Prepared or Analyzed	Analyst	Lab
Total/NA	Analysis	Moisture		1			423732	03/03/16 10:38	CMW	TAL SAV
	Instrument ID: NOEQUIP									

Client Sample ID: MC0AB4 — Lab Sample ID: 680-122281-19

Date Collected: 02/23/16 11:30 — **Matrix: Solid**
Date Received: 02/25/16 09:07 — **Percent Solids: 90.5**

Prep Type	Batch Type	Batch Method	Run	Dil Factor	Initial Amount	Final Amount	Batch Number	Prepared or Analyzed	Analyst	Lab
Total/NA	Prep	3050B			1.18 g	100 mL	423241	02/29/16 10:11	CDD	TAL SAV
Total/NA	Analysis	6010C		1	1.18 g	100 mL	423551	03/01/16 21:42	BWR	TAL SAV
	Instrument ID: ICPE									
Total/NA	Prep	7471B			0.53 g	50 mL	423455	03/01/16 12:54	JKL	TAL SAV
Total/NA	Analysis	7471B		1	0.53 g	50 mL	423702	03/02/16 16:42	JKL	TAL SAV
	Instrument ID: LEEMAN2									
Total/NA	Prep	9012A			1.00 g	50 mL	423365	03/01/16 06:26	DAM	TAL SAV
Total/NA	Analysis	9012A		1	1.00 g	50 mL	423526	03/02/16 07:56	DAM	TAL SAV
	Instrument ID: LACHAT1									

Client Sample ID: MC0AB5 — Lab Sample ID: 680-122281-20

Date Collected: 02/23/16 11:40 — **Matrix: Solid**
Date Received: 02/25/16 09:07

Prep Type	Batch Type	Batch Method	Run	Dil Factor	Initial Amount	Final Amount	Batch Number	Prepared or Analyzed	Analyst	Lab
Total/NA	Analysis	Moisture		1			423732	03/03/16 10:38	CMW	TAL SAV
	Instrument ID: NOEQUIP									

Lab Chronicle

Client: Weston Solutions, Inc.
Project/Site: DAS R34842

TestAmerica Job ID: 680-122192-1
SDG: 680122192

Client Sample ID: MC0AB5
Date Collected: 02/23/16 11:40
Date Received: 02/25/16 09:07

Lab Sample ID: 680-122281-20
Matrix: Solid
Percent Solids: 61.0

Prep Type	Batch Type	Batch Method	Run	Dil Factor	Initial Amount	Final Amount	Batch Number	Prepared or Analyzed	Analyst	Lab
Total/NA	Prep	3050B			1.15 g	100 mL	423241	02/29/16 10:11	CDD	TAL SAV
Total/NA	Analysis	6010C		1	1.15 g	100 mL	423551	03/01/16 21:47	BWR	TAL SAV
	Instrument ID:	ICPE								
Total/NA	Prep	7471B			0.53 g	50 mL	423525	03/02/16 08:30	JKL	TAL SAV
Total/NA	Analysis	7471B		1	0.53 g	50 mL	423702	03/02/16 16:51	JKL	TAL SAV
	Instrument ID:	LEEMAN2								
Total/NA	Prep	9012A			1.04 g	50 mL	423365	03/01/16 06:26	DAM	TAL SAV
Total/NA	Analysis	9012A		1	1.04 g	50 mL	423526	03/02/16 07:57	DAM	TAL SAV
	Instrument ID:	LACHAT1								

Client Sample ID: C0AB6
Date Collected: 02/23/16 12:35
Date Received: 02/25/16 09:07

Lab Sample ID: 680-122281-21
Matrix: Solid

Prep Type	Batch Type	Batch Method	Run	Dil Factor	Initial Amount	Final Amount	Batch Number	Prepared or Analyzed	Analyst	Lab
Total/NA	Analysis	Moisture		1			423406	03/01/16 12:45	RAB	TAL SAV
	Instrument ID:	NOEQUIP								

Client Sample ID: C0AB6
Date Collected: 02/23/16 12:35
Date Received: 02/25/16 09:07

Lab Sample ID: 680-122281-21
Matrix: Solid
Percent Solids: 86.5

Prep Type	Batch Type	Batch Method	Run	Dil Factor	Initial Amount	Final Amount	Batch Number	Prepared or Analyzed	Analyst	Lab
Total/NA	Prep	3546			30.12 g	1 mL	423033	02/26/16 11:50	JMV	TAL SAV
Total/NA	Analysis	8270D		1	30.12 g	1 mL	423122	02/27/16 01:36	JEM	TAL SAV
	Instrument ID:	CMSN								

Client Sample ID: C0AB7
Date Collected: 02/23/16 12:45
Date Received: 02/25/16 09:07

Lab Sample ID: 680-122281-22
Matrix: Solid

Prep Type	Batch Type	Batch Method	Run	Dil Factor	Initial Amount	Final Amount	Batch Number	Prepared or Analyzed	Analyst	Lab
Total/NA	Analysis	Moisture		1			423406	03/01/16 12:45	RAB	TAL SAV
	Instrument ID:	NOEQUIP								

Client Sample ID: C0AB7
Date Collected: 02/23/16 12:45
Date Received: 02/25/16 09:07

Lab Sample ID: 680-122281-22
Matrix: Solid
Percent Solids: 78.5

Prep Type	Batch Type	Batch Method	Run	Dil Factor	Initial Amount	Final Amount	Batch Number	Prepared or Analyzed	Analyst	Lab
Total/NA	Prep	3546	RE		30.15 g	1 mL	425465	03/17/16 09:58	CEW	TAL SAV
Total/NA	Analysis	8270D	RE	1	30.15 g	1 mL	426358	03/23/16 20:36	JEM	TAL SAV
	Instrument ID:	CMSN								

Lab Chronicle

Client: Weston Solutions, Inc.
Project/Site: DAS R34842

TestAmerica Job ID: 680-122192-1
SDG: 680122192

Client Sample ID: C0AB7
Date Collected: 02/23/16 12:45
Date Received: 02/25/16 09:07

Lab Sample ID: 680-122281-22
Matrix: Solid
Percent Solids: 78.5

Prep Type	Batch Type	Batch Method	Run	Dil Factor	Initial Amount	Final Amount	Batch Number	Prepared or Analyzed	Analyst	Lab
Total/NA	Prep	3546			30.10 g	1 mL	423033	02/26/16 11:50	JMV	TAL SAV
Total/NA	Analysis	8270D		1	30.10 g	1 mL	423185	02/27/16 18:05	NED	TAL SAV
	Instrument ID: CMSY									

Client Sample ID: C0AB8
Date Collected: 02/23/16 13:40
Date Received: 02/25/16 09:07

Lab Sample ID: 680-122281-23
Matrix: Solid

Prep Type	Batch Type	Batch Method	Run	Dil Factor	Initial Amount	Final Amount	Batch Number	Prepared or Analyzed	Analyst	Lab
Total/NA	Analysis	Moisture		1			423406	03/01/16 12:45	RAB	TAL SAV
	Instrument ID: NOEQUIP									

Client Sample ID: C0AB8
Date Collected: 02/23/16 13:40
Date Received: 02/25/16 09:07

Lab Sample ID: 680-122281-23
Matrix: Solid
Percent Solids: 85.8

Prep Type	Batch Type	Batch Method	Run	Dil Factor	Initial Amount	Final Amount	Batch Number	Prepared or Analyzed	Analyst	Lab
Total/NA	Prep	3546			30.31 g	1 mL	423033	02/26/16 11:50	JMV	TAL SAV
Total/NA	Analysis	8270D		1	30.31 g	1 mL	423185	02/27/16 18:27	NED	TAL SAV
	Instrument ID: CMSY									

Client Sample ID: C0AB9
Date Collected: 02/23/16 13:50
Date Received: 02/25/16 09:07

Lab Sample ID: 680-122281-24
Matrix: Solid

Prep Type	Batch Type	Batch Method	Run	Dil Factor	Initial Amount	Final Amount	Batch Number	Prepared or Analyzed	Analyst	Lab
Total/NA	Analysis	Moisture		1			423406	03/01/16 12:45	RAB	TAL SAV
	Instrument ID: NOEQUIP									

Client Sample ID: C0AB9
Date Collected: 02/23/16 13:50
Date Received: 02/25/16 09:07

Lab Sample ID: 680-122281-24
Matrix: Solid
Percent Solids: 81.8

Prep Type	Batch Type	Batch Method	Run	Dil Factor	Initial Amount	Final Amount	Batch Number	Prepared or Analyzed	Analyst	Lab
Total/NA	Prep	3546			30.29 g	1 mL	423033	02/26/16 11:50	JMV	TAL SAV
Total/NA	Analysis	8270D		1	30.29 g	1 mL	423185	02/27/16 18:50	NED	TAL SAV
	Instrument ID: CMSY									

Client Sample ID: C0AC0
Date Collected: 02/23/16 14:20
Date Received: 02/25/16 09:07

Lab Sample ID: 680-122281-25
Matrix: Solid

Prep Type	Batch Type	Batch Method	Run	Dil Factor	Initial Amount	Final Amount	Batch Number	Prepared or Analyzed	Analyst	Lab
Total/NA	Analysis	Moisture		1			423406	03/01/16 12:45	RAB	TAL SAV
	Instrument ID: NOEQUIP									

Client Sample ID: C0AC0
Date Collected: 02/23/16 14:20
Date Received: 02/25/16 09:07

Lab Sample ID: 680-122281-25
Matrix: Solid
Percent Solids: 92.0

Prep Type	Batch Type	Batch Method	Run	Dil Factor	Initial Amount	Final Amount	Batch Number	Prepared or Analyzed	Analyst	Lab
Total/NA	Prep	3546			30.49 g	1 mL	423033	02/26/16 11:50	JMV	TAL SAV
Total/NA	Analysis	8270D		1	30.49 g	1 mL	423128	02/26/16 19:50	NED	TAL SAV
	Instrument ID: CMSY									

Client Sample ID: C0AC1
Date Collected: 02/23/16 14:25
Date Received: 02/25/16 09:07

Lab Sample ID: 680-122281-26
Matrix: Solid

Prep Type	Batch Type	Batch Method	Run	Dil Factor	Initial Amount	Final Amount	Batch Number	Prepared or Analyzed	Analyst	Lab
Total/NA	Analysis	Moisture		1			423406	03/01/16 12:45	RAB	TAL SAV
	Instrument ID: NOEQUIP									

Client Sample ID: C0AC1
Date Collected: 02/23/16 14:25
Date Received: 02/25/16 09:07

Lab Sample ID: 680-122281-26
Matrix: Solid
Percent Solids: 77.5

Prep Type	Batch Type	Batch Method	Run	Dil Factor	Initial Amount	Final Amount	Batch Number	Prepared or Analyzed	Analyst	Lab
Total/NA	Prep	3546			30.32 g	1 mL	423033	02/26/16 11:50	JMV	TAL SAV
Total/NA	Analysis	8270D		1	30.32 g	1 mL	423128	02/26/16 20:12	NED	TAL SAV
	Instrument ID: CMSY									

Client Sample ID: C0AC2
Date Collected: 02/23/16 12:35
Date Received: 02/25/16 09:07

Lab Sample ID: 680-122281-27
Matrix: Solid

Prep Type	Batch Type	Batch Method	Run	Dil Factor	Initial Amount	Final Amount	Batch Number	Prepared or Analyzed	Analyst	Lab
Total/NA	Analysis	Moisture		1			423406	03/01/16 12:45	RAB	TAL SAV
	Instrument ID: NOEQUIP									

Client Sample ID: C0AC2
Date Collected: 02/23/16 12:35
Date Received: 02/25/16 09:07

Lab Sample ID: 680-122281-27
Matrix: Solid
Percent Solids: 85.4

Prep Type	Batch Type	Batch Method	Run	Dil Factor	Initial Amount	Final Amount	Batch Number	Prepared or Analyzed	Analyst	Lab
Total/NA	Prep	3546			30.20 g	1 mL	423033	02/26/16 11:50	JMV	TAL SAV

Client Sample ID: C0AC2 — Lab Sample ID: 680-122281-27

Date Collected: 02/23/16 12:35 — **Matrix: Solid**
Date Received: 02/25/16 09:07 — **Percent Solids: 85.4**

Prep Type	Batch Type	Batch Method	Run	Dil Factor	Initial Amount	Final Amount	Batch Number	Prepared or Analyzed	Analyst	Lab
Total/NA	Analysis	8270D		1	30.20 g	1 mL	423128	02/26/16 20:34	NED	TAL SAV
	Instrument ID: CMSY									

Client Sample ID: C0AD1 — Lab Sample ID: 680-122281-28

Date Collected: 02/23/16 15:30 — **Matrix: Solid**
Date Received: 02/25/16 09:07

Prep Type	Batch Type	Batch Method	Run	Dil Factor	Initial Amount	Final Amount	Batch Number	Prepared or Analyzed	Analyst	Lab
Total/NA	Analysis	Moisture		1			423406	03/01/16 12:45	RAB	TAL SAV
	Instrument ID: NOEQUIP									

Client Sample ID: C0AD1 — Lab Sample ID: 680-122281-28

Date Collected: 02/23/16 15:30 — **Matrix: Solid**
Date Received: 02/25/16 09:07 — **Percent Solids: 89.0**

Prep Type	Batch Type	Batch Method	Run	Dil Factor	Initial Amount	Final Amount	Batch Number	Prepared or Analyzed	Analyst	Lab
Total/NA	Prep	3546			30.35 g	1 mL	423033	02/26/16 11:50	JMV	TAL SAV
Total/NA	Analysis	8270D		1	30.35 g	1 mL	423122	02/26/16 19:56	JEM	TAL SAV
	Instrument ID: CMSN									

Client Sample ID: C0AD2 — Lab Sample ID: 680-122281-29

Date Collected: 02/23/16 15:40 — **Matrix: Solid**
Date Received: 02/25/16 09:07

Prep Type	Batch Type	Batch Method	Run	Dil Factor	Initial Amount	Final Amount	Batch Number	Prepared or Analyzed	Analyst	Lab
Total/NA	Analysis	Moisture		1			423406	03/01/16 12:45	RAB	TAL SAV
	Instrument ID: NOEQUIP									

Client Sample ID: C0AD2 — Lab Sample ID: 680-122281-29

Date Collected: 02/23/16 15:40 — **Matrix: Solid**
Date Received: 02/25/16 09:07 — **Percent Solids: 82.7**

Prep Type	Batch Type	Batch Method	Run	Dil Factor	Initial Amount	Final Amount	Batch Number	Prepared or Analyzed	Analyst	Lab
Total/NA	Prep	3546			30.10 g	1 mL	423033	02/26/16 11:50	JMV	TAL SAV
Total/NA	Analysis	8270D		1	30.10 g	1 mL	423128	02/26/16 20:57	NED	TAL SAV
	Instrument ID: CMSY									

Client Sample ID: MC0AB6 — Lab Sample ID: 680-122281-30

Date Collected: 02/23/16 12:35 — **Matrix: Solid**
Date Received: 02/25/16 09:07

Prep Type	Batch Type	Batch Method	Run	Dil Factor	Initial Amount	Final Amount	Batch Number	Prepared or Analyzed	Analyst	Lab
Total/NA	Analysis	Moisture		1			423732	03/03/16 10:38	CMW	TAL SAV

Lab Chronicle

Client: Weston Solutions, Inc.
Project/Site: DAS R34842

TestAmerica Job ID: 680-122192-1
SDG: 680122192

Client Sample ID: MC0AB6 — Lab Sample ID: 680-122281-30

Date Collected: 02/23/16 12:35
Date Received: 02/25/16 09:07
Matrix: Solid

Prep Type	Batch Type	Batch Method	Run	Dil Factor	Initial Amount	Final Amount	Batch Number	Prepared or Analyzed	Analyst	Lab
Total/NA	Analysis	Moisture		1			423732	03/03/16 10:38	CMW	TAL SAV
	Instrument ID: NOEQUIP									

Client Sample ID: MC0AB6 — Lab Sample ID: 680-122281-30

Date Collected: 02/23/16 12:35
Date Received: 02/25/16 09:07
Matrix: Solid
Percent Solids: 86.5

Prep Type	Batch Type	Batch Method	Run	Dil Factor	Initial Amount	Final Amount	Batch Number	Prepared or Analyzed	Analyst	Lab
Total/NA	Prep	3050B			1.11 g	100 mL	423242	02/29/16 10:14	CDD	TAL SAV
Total/NA	Analysis	6010C		1	1.11 g	100 mL	423551	03/01/16 18:26	BWR	TAL SAV
	Instrument ID: ICPE									
Total/NA	Prep	7471B			0.55 g	50 mL	423525	03/02/16 08:30	JKL	TAL SAV
Total/NA	Analysis	7471B		1	0.55 g	50 mL	423702	03/02/16 16:54	JKL	TAL SAV
	Instrument ID: LEEMAN2									
Total/NA	Prep	9012A			1.04 g	50 mL	423365	03/01/16 06:26	DAM	TAL SAV
Total/NA	Analysis	9012A		1	1.04 g	50 mL	423526	03/02/16 07:58	DAM	TAL SAV
	Instrument ID: LACHAT1									

Client Sample ID: MC0AB7 — Lab Sample ID: 680-122281-31

Date Collected: 02/23/16 12:45
Date Received: 02/25/16 09:07
Matrix: Solid

Prep Type	Batch Type	Batch Method	Run	Dil Factor	Initial Amount	Final Amount	Batch Number	Prepared or Analyzed	Analyst	Lab
Total/NA	Analysis	Moisture		1			423732	03/03/16 10:38	CMW	TAL SAV
	Instrument ID: NOEQUIP									

Client Sample ID: MC0AB7 — Lab Sample ID: 680-122281-31

Date Collected: 02/23/16 12:45
Date Received: 02/25/16 09:07
Matrix: Solid
Percent Solids: 78.5

Prep Type	Batch Type	Batch Method	Run	Dil Factor	Initial Amount	Final Amount	Batch Number	Prepared or Analyzed	Analyst	Lab
Total/NA	Prep	3050B			1.13 g	100 mL	423242	02/29/16 10:14	CDD	TAL SAV
Total/NA	Analysis	6010C		1	1.13 g	100 mL	423551	03/01/16 18:31	BWR	TAL SAV
	Instrument ID: ICPE									
Total/NA	Prep	7471B			0.60 g	50 mL	423525	03/02/16 08:30	JKL	TAL SAV
Total/NA	Analysis	7471B		1	0.60 g	50 mL	423702	03/02/16 16:57	JKL	TAL SAV
	Instrument ID: LEEMAN2									
Total/NA	Prep	9012A			1.03 g	50 mL	423365	03/01/16 06:26	DAM	TAL SAV
Total/NA	Analysis	9012A		1	1.03 g	50 mL	423526	03/02/16 07:59	DAM	TAL SAV
	Instrument ID: LACHAT1									

Lab Chronicle

Client: Weston Solutions, Inc.
Project/Site: DAS R34842

TestAmerica Job ID: 680-122192-1
SDG: 680122192

Client Sample ID: MC0AB8 — Lab Sample ID: 680-122281-32

Date Collected: 02/23/16 13:40 — **Matrix: Solid**
Date Received: 02/25/16 09:07

Prep Type	Batch Type	Batch Method	Run	Dil Factor	Initial Amount	Final Amount	Batch Number	Prepared or Analyzed	Analyst	Lab
Total/NA	Analysis	Moisture		1			423732	03/03/16 10:38	CMW	TAL SAV
	Instrument ID: NOEQUIP									

Client Sample ID: MC0AB8 — Lab Sample ID: 680-122281-32

Date Collected: 02/23/16 13:40 — **Matrix: Solid**
Date Received: 02/25/16 09:07 — **Percent Solids: 85.8**

Prep Type	Batch Type	Batch Method	Run	Dil Factor	Initial Amount	Final Amount	Batch Number	Prepared or Analyzed	Analyst	Lab
Total/NA	Prep	3050B			1.10 g	100 mL	423242	02/29/16 10:14	CDD	TAL SAV
Total/NA	Analysis	6010C		1	1.10 g	100 mL	423551	03/01/16 18:36	BWR	TAL SAV
	Instrument ID: ICPE									
Total/NA	Prep	7471B			0.50 g	50 mL	423525	03/02/16 08:30	JKL	TAL SAV
Total/NA	Analysis	7471B		1	0.50 g	50 mL	423702	03/02/16 17:00	JKL	TAL SAV
	Instrument ID: LEEMAN2									
Total/NA	Prep	9012A			1.02 g	50 mL	423365	03/01/16 06:26	DAM	TAL SAV
Total/NA	Analysis	9012A		1	1.02 g	50 mL	423526	03/02/16 08:00	DAM	TAL SAV
	Instrument ID: LACHAT1									

Client Sample ID: MC0AB9 — Lab Sample ID: 680-122281-33

Date Collected: 02/23/16 13:50 — **Matrix: Solid**
Date Received: 02/25/16 09:07

Prep Type	Batch Type	Batch Method	Run	Dil Factor	Initial Amount	Final Amount	Batch Number	Prepared or Analyzed	Analyst	Lab
Total/NA	Analysis	Moisture		1			423732	03/03/16 10:38	CMW	TAL SAV
	Instrument ID: NOEQUIP									

Client Sample ID: MC0AB9 — Lab Sample ID: 680-122281-33

Date Collected: 02/23/16 13:50 — **Matrix: Solid**
Date Received: 02/25/16 09:07 — **Percent Solids: 81.8**

Prep Type	Batch Type	Batch Method	Run	Dil Factor	Initial Amount	Final Amount	Batch Number	Prepared or Analyzed	Analyst	Lab
Total/NA	Prep	3050B			1.15 g	100 mL	423242	02/29/16 10:14	CDD	TAL SAV
Total/NA	Analysis	6010C		1	1.15 g	100 mL	423551	03/01/16 18:41	BWR	TAL SAV
	Instrument ID: ICPE									
Total/NA	Prep	7471B			0.56 g	50 mL	423525	03/02/16 08:30	JKL	TAL SAV
Total/NA	Analysis	7471B		1	0.56 g	50 mL	423702	03/02/16 17:09	JKL	TAL SAV
	Instrument ID: LEEMAN2									
Total/NA	Prep	9012A			1.01 g	50 mL	423365	03/01/16 06:26	DAM	TAL SAV
Total/NA	Analysis	9012A		1	1.01 g	50 mL	423526	03/02/16 08:01	DAM	TAL SAV
	Instrument ID: LACHAT1									

Lab Chronicle

Client: Weston Solutions, Inc.
Project/Site: DAS R34842

TestAmerica Job ID: 680-122192-1
SDG: 680122192

Client Sample ID: MC0AC0 — Lab Sample ID: 680-122281-34

Date Collected: 02/23/16 14:20 — **Matrix: Solid**
Date Received: 02/25/16 09:07

Prep Type	Batch Type	Batch Method	Run	Dil Factor	Initial Amount	Final Amount	Batch Number	Prepared or Analyzed	Analyst	Lab
Total/NA	Analysis	Moisture		1			423732	03/03/16 10:38	CMW	TAL SAV
	Instrument ID: NOEQUIP									

Client Sample ID: MC0AC0 — Lab Sample ID: 680-122281-34

Date Collected: 02/23/16 14:20 — **Matrix: Solid**
Date Received: 02/25/16 09:07 — **Percent Solids: 92.0**

Prep Type	Batch Type	Batch Method	Run	Dil Factor	Initial Amount	Final Amount	Batch Number	Prepared or Analyzed	Analyst	Lab
Total/NA	Prep	3050B			1.17 g	100 mL	423241	02/29/16 10:11	CDD	TAL SAV
Total/NA	Analysis	6010C		1	1.17 g	100 mL	423551	03/01/16 22:43	BWR	TAL SAV
	Instrument ID: ICPE									
Total/NA	Prep	7471B			0.57 g	50 mL	423525	03/02/16 08:30	JKL	TAL SAV
Total/NA	Analysis	7471B		1	0.57 g	50 mL	423702	03/02/16 17:12	JKL	TAL SAV
	Instrument ID: LEEMAN2									
Total/NA	Prep	9012A			1.03 g	50 mL	423365	03/01/16 06:26	DAM	TAL SAV
Total/NA	Analysis	9012A		1	1.03 g	50 mL	423526	03/02/16 08:02	DAM	TAL SAV
	Instrument ID: LACHAT1									

Client Sample ID: MC0AC1 — Lab Sample ID: 680-122281-35

Date Collected: 02/23/16 14:25 — **Matrix: Solid**
Date Received: 02/25/16 09:07

Prep Type	Batch Type	Batch Method	Run	Dil Factor	Initial Amount	Final Amount	Batch Number	Prepared or Analyzed	Analyst	Lab
Total/NA	Analysis	Moisture		1			423732	03/03/16 10:38	CMW	TAL SAV
	Instrument ID: NOEQUIP									

Client Sample ID: MC0AC1 — Lab Sample ID: 680-122281-35

Date Collected: 02/23/16 14:25 — **Matrix: Solid**
Date Received: 02/25/16 09:07 — **Percent Solids: 77.5**

Prep Type	Batch Type	Batch Method	Run	Dil Factor	Initial Amount	Final Amount	Batch Number	Prepared or Analyzed	Analyst	Lab
Total/NA	Prep	3050B			1.19 g	100 mL	423241	02/29/16 10:11	CDD	TAL SAV
Total/NA	Analysis	6010C		1	1.19 g	100 mL	423551	03/01/16 22:48	BWR	TAL SAV
	Instrument ID: ICPE									
Total/NA	Prep	7471B			0.54 g	50 mL	423525	03/02/16 08:30	JKL	TAL SAV
Total/NA	Analysis	7471B		1	0.54 g	50 mL	423702	03/02/16 17:15	JKL	TAL SAV
	Instrument ID: LEEMAN2									
Total/NA	Prep	9012A			1.04 g	50 mL	423365	03/01/16 06:26	DAM	TAL SAV
Total/NA	Analysis	9012A		1	1.04 g	50 mL	423526	03/02/16 08:06	DAM	TAL SAV
	Instrument ID: LACHAT1									

Lab Chronicle

Client: Weston Solutions, Inc.
Project/Site: DAS R34842

TestAmerica Job ID: 680-122192-1
SDG: 680122192

Client Sample ID: MC0AC2 — Lab Sample ID: 680-122281-36

Date Collected: 02/23/16 12:35
Date Received: 02/25/16 09:07
Matrix: Solid

Prep Type	Batch Type	Batch Method	Run	Dil Factor	Initial Amount	Final Amount	Batch Number	Prepared or Analyzed	Analyst	Lab
Total/NA	Analysis	Moisture		1			423732	03/03/16 10:38	CMW	TAL SAV
	Instrument ID: NOEQUIP									

Client Sample ID: MC0AC2 — Lab Sample ID: 680-122281-36

Date Collected: 02/23/16 12:35
Date Received: 02/25/16 09:07
Matrix: Solid
Percent Solids: 85.4

Prep Type	Batch Type	Batch Method	Run	Dil Factor	Initial Amount	Final Amount	Batch Number	Prepared or Analyzed	Analyst	Lab
Total/NA	Prep	3050B			1.19 g	100 mL	423242	02/29/16 10:14	CDD	TAL SAV
Total/NA	Analysis	6010C		1	1.19 g	100 mL	423551	03/01/16 18:46	BWR	TAL SAV
	Instrument ID: ICPE									
Total/NA	Prep	7471B			0.57 g	50 mL	423525	03/02/16 08:30	JKL	TAL SAV
Total/NA	Analysis	7471B		1	0.57 g	50 mL	423702	03/02/16 17:18	JKL	TAL SAV
	Instrument ID: LEEMAN2									
Total/NA	Prep	9012A			1.00 g	50 mL	423365	03/01/16 06:26	DAM	TAL SAV
Total/NA	Analysis	9012A		1	1.00 g	50 mL	423526	03/02/16 08:07	DAM	TAL SAV
	Instrument ID: LACHAT1									

Client Sample ID: MC0AD1 — Lab Sample ID: 680-122281-37

Date Collected: 02/23/16 15:30
Date Received: 02/25/16 09:07
Matrix: Solid

Prep Type	Batch Type	Batch Method	Run	Dil Factor	Initial Amount	Final Amount	Batch Number	Prepared or Analyzed	Analyst	Lab
Total/NA	Analysis	Moisture		1			423732	03/03/16 10:38	CMW	TAL SAV
	Instrument ID: NOEQUIP									

Client Sample ID: MC0AD1 — Lab Sample ID: 680-122281-37

Date Collected: 02/23/16 15:30
Date Received: 02/25/16 09:07
Matrix: Solid
Percent Solids: 89.0

Prep Type	Batch Type	Batch Method	Run	Dil Factor	Initial Amount	Final Amount	Batch Number	Prepared or Analyzed	Analyst	Lab
Total/NA	Prep	3050B			1.13 g	100 mL	423243	02/29/16 10:21	CDD	TAL SAV
Total/NA	Analysis	6010C		1	1.13 g	100 mL	423551	03/01/16 15:50	BWR	TAL SAV
	Instrument ID: ICPE									
Total/NA	Prep	7471B			0.56 g	50 mL	423525	03/02/16 08:30	JKL	TAL SAV
Total/NA	Analysis	7471B		1	0.56 g	50 mL	423702	03/02/16 17:21	JKL	TAL SAV
	Instrument ID: LEEMAN2									
Total/NA	Prep	9012A			1.00 g	50 mL	423365	03/01/16 06:26	DAM	TAL SAV
Total/NA	Analysis	9012A		1	1.00 g	50 mL	423526	03/02/16 08:08	DAM	TAL SAV
	Instrument ID: LACHAT1									

Lab Chronicle

Client: Weston Solutions, Inc.
Project/Site: DAS R34842

TestAmerica Job ID: 680-122192-1
SDG: 680122192

Client Sample ID: MC0AD2 — Lab Sample ID: 680-122281-38

Date Collected: 02/23/16 15:40 — **Matrix: Solid**
Date Received: 02/25/16 09:07

Prep Type	Batch Type	Batch Method	Run	Dil Factor	Initial Amount	Final Amount	Batch Number	Prepared or Analyzed	Analyst	Lab
Total/NA	Analysis	Moisture		1			423732	03/03/16 10:38	CMW	TAL SAV
	Instrument ID: NOEQUIP									

Client Sample ID: MC0AD2 — Lab Sample ID: 680-122281-38

Date Collected: 02/23/16 15:40 — **Matrix: Solid**
Date Received: 02/25/16 09:07 — **Percent Solids: 82.7**

Prep Type	Batch Type	Batch Method	Run	Dil Factor	Initial Amount	Final Amount	Batch Number	Prepared or Analyzed	Analyst	Lab
Total/NA	Prep	3050B			1.19 g	100 mL	423242	02/29/16 10:14	CDD	TAL SAV
Total/NA	Analysis	6010C		1	1.19 g	100 mL	423551	03/01/16 19:06	BWR	TAL SAV
	Instrument ID: ICPE									
Total/NA	Prep	7471B			0.52 g	50 mL	423525	03/02/16 08:30	JKL	TAL SAV
Total/NA	Analysis	7471B		1	0.52 g	50 mL	423702	03/02/16 17:30	JKL	TAL SAV
	Instrument ID: LEEMAN2									
Total/NA	Prep	9012A			1.04 g	50 mL	423365	03/01/16 06:26	DAM	TAL SAV
Total/NA	Analysis	9012A		1	1.04 g	50 mL	423526	03/02/16 08:11	DAM	TAL SAV
	Instrument ID: LACHAT1									

Client Sample ID: C0AC4 — Lab Sample ID: 680-122281-77

Date Collected: 02/23/16 15:55 — **Matrix: Solid**
Date Received: 02/25/16 09:07

Prep Type	Batch Type	Batch Method	Run	Dil Factor	Initial Amount	Final Amount	Batch Number	Prepared or Analyzed	Analyst	Lab
Total/NA	Analysis	Moisture		1			423406	03/01/16 12:45	RAB	TAL SAV
	Instrument ID: NOEQUIP									

Client Sample ID: C0AC4 — Lab Sample ID: 680-122281-77

Date Collected: 02/23/16 15:55 — **Matrix: Solid**
Date Received: 02/25/16 09:07 — **Percent Solids: 85.4**

Prep Type	Batch Type	Batch Method	Run	Dil Factor	Initial Amount	Final Amount	Batch Number	Prepared or Analyzed	Analyst	Lab
Total/NA	Prep	3546			30.06 g	1 mL	423394	03/01/16 11:51	JMV	TAL SAV
Total/NA	Analysis	8270D		10	30.06 g	1 mL	423632	03/03/16 00:43	CAR	TAL SAV
	Instrument ID: CMSD									

Client Sample ID: C0AC5 — Lab Sample ID: 680-122281-78

Date Collected: 02/23/16 16:00 — **Matrix: Solid**
Date Received: 02/25/16 09:07

Prep Type	Batch Type	Batch Method	Run	Dil Factor	Initial Amount	Final Amount	Batch Number	Prepared or Analyzed	Analyst	Lab
Total/NA	Analysis	Moisture		1			423406	03/01/16 12:45	RAB	TAL SAV
	Instrument ID: NOEQUIP									

Lab Chronicle

Client: Weston Solutions, Inc.
Project/Site: DAS R34842

TestAmerica Job ID: 680-122192-1
SDG: 680122192

Client Sample ID: C0AC5
Date Collected: 02/23/16 16:00
Date Received: 02/25/16 09:07

Lab Sample ID: 680-122281-78
Matrix: Solid
Percent Solids: 85.3

Prep Type	Batch Type	Batch Method	Run	Dil Factor	Initial Amount	Final Amount	Batch Number	Prepared or Analyzed	Analyst	Lab
Total/NA	Prep	3546			30.10 g	1 mL	423412	03/01/16 13:09	JMV	TAL SAV
Total/NA	Analysis	8270D		1	30.10 g	1 mL	423613	03/02/16 19:48	CAR	TAL SAV
	Instrument ID: CMSN									

Client Sample ID: C0AC6
Date Collected: 02/23/16 16:15
Date Received: 02/25/16 09:07

Lab Sample ID: 680-122281-79
Matrix: Solid

Prep Type	Batch Type	Batch Method	Run	Dil Factor	Initial Amount	Final Amount	Batch Number	Prepared or Analyzed	Analyst	Lab
Total/NA	Analysis	Moisture		1			423406	03/01/16 12:45	RAB	TAL SAV
	Instrument ID: NOEQUIP									

Client Sample ID: C0AC6
Date Collected: 02/23/16 16:15
Date Received: 02/25/16 09:07

Lab Sample ID: 680-122281-79
Matrix: Solid
Percent Solids: 86.1

Prep Type	Batch Type	Batch Method	Run	Dil Factor	Initial Amount	Final Amount	Batch Number	Prepared or Analyzed	Analyst	Lab
Total/NA	Prep	3546			30.32 g	1 mL	423412	03/01/16 13:09	JMV	TAL SAV
Total/NA	Analysis	8270D		1	30.32 g	1 mL	423613	03/02/16 20:13	CAR	TAL SAV
	Instrument ID: CMSN									

Client Sample ID: C0AC7
Date Collected: 02/23/16 16:25
Date Received: 02/25/16 09:07

Lab Sample ID: 680-122281-80
Matrix: Solid

Prep Type	Batch Type	Batch Method	Run	Dil Factor	Initial Amount	Final Amount	Batch Number	Prepared or Analyzed	Analyst	Lab
Total/NA	Analysis	Moisture		1			423406	03/01/16 12:45	RAB	TAL SAV
	Instrument ID: NOEQUIP									

Client Sample ID: C0AC7
Date Collected: 02/23/16 16:25
Date Received: 02/25/16 09:07

Lab Sample ID: 680-122281-80
Matrix: Solid
Percent Solids: 83.0

Prep Type	Batch Type	Batch Method	Run	Dil Factor	Initial Amount	Final Amount	Batch Number	Prepared or Analyzed	Analyst	Lab
Total/NA	Prep	3546			30.15 g	1 mL	423412	03/01/16 13:09	JMV	TAL SAV
Total/NA	Analysis	8270D		1	30.15 g	1 mL	423613	03/02/16 20:37	CAR	TAL SAV
	Instrument ID: CMSN									

Lab Chronicle

Client: Weston Solutions, Inc.
Project/Site: DAS R34842

TestAmerica Job ID: 680-122192-1
SDG: 680122192

Client Sample ID: MC0AC4 — Lab Sample ID: 680-122281-86

Date Collected: 02/23/16 15:55 — **Matrix: Solid**
Date Received: 02/25/16 09:07

Prep Type	Batch Type	Batch Method	Run	Dil Factor	Initial Amount	Final Amount	Batch Number	Prepared or Analyzed	Analyst	Lab
Total/NA	Analysis	Moisture		1			423732	03/03/16 10:38	CMW	TAL SAV
	Instrument ID: NOEQUIP									

Client Sample ID: MC0AC4 — Lab Sample ID: 680-122281-86

Date Collected: 02/23/16 15:55 — **Matrix: Solid**
Date Received: 02/25/16 09:07 — **Percent Solids: 85.4**

Prep Type	Batch Type	Batch Method	Run	Dil Factor	Initial Amount	Final Amount	Batch Number	Prepared or Analyzed	Analyst	Lab
Total/NA	Prep	3050B			1.11 g	100 mL	423242	02/29/16 10:14	CDD	TAL SAV
Total/NA	Analysis	6010C		1	1.11 g	100 mL	423551	03/01/16 20:06	BWR	TAL SAV
	Instrument ID: ICPE									
Total/NA	Prep	7471B			0.55 g	50 mL	423704	03/03/16 09:05	JKL	TAL SAV
Total/NA	Analysis	7471B		1	0.55 g	50 mL	423880	03/03/16 17:33	JKL	TAL SAV
	Instrument ID: LEEMAN2									
Total/NA	Prep	9012A			1.01 g	50 mL	423681	03/03/16 06:27	DAM	TAL SAV
Total/NA	Analysis	9012A		1	1.01 g	50 mL	423757	03/03/16 11:41	DAM	TAL SAV
	Instrument ID: LACHAT1									

Client Sample ID: MC0AC5 — Lab Sample ID: 680-122281-87

Date Collected: 02/23/16 16:00 — **Matrix: Solid**
Date Received: 02/25/16 09:07

Prep Type	Batch Type	Batch Method	Run	Dil Factor	Initial Amount	Final Amount	Batch Number	Prepared or Analyzed	Analyst	Lab
Total/NA	Analysis	Moisture		1			423732	03/03/16 10:38	CMW	TAL SAV
	Instrument ID: NOEQUIP									

Client Sample ID: MC0AC5 — Lab Sample ID: 680-122281-87

Date Collected: 02/23/16 16:00 — **Matrix: Solid**
Date Received: 02/25/16 09:07 — **Percent Solids: 85.3**

Prep Type	Batch Type	Batch Method	Run	Dil Factor	Initial Amount	Final Amount	Batch Number	Prepared or Analyzed	Analyst	Lab
Total/NA	Prep	3050B			1.14 g	100 mL	423242	02/29/16 10:14	CDD	TAL SAV
Total/NA	Analysis	6010C		1	1.14 g	100 mL	423551	03/01/16 20:12	BWR	TAL SAV
	Instrument ID: ICPE									
Total/NA	Prep	7471B			0.54 g	50 mL	423720	03/03/16 10:07	JKL	TAL SAV
Total/NA	Analysis	7471B		1	0.54 g	50 mL	423880	03/03/16 18:00	JKL	TAL SAV
	Instrument ID: LEEMAN2									
Total/NA	Prep	9012A			1.04 g	50 mL	423681	03/03/16 06:27	DAM	TAL SAV
Total/NA	Analysis	9012A		1	1.04 g	50 mL	423757	03/03/16 11:42	DAM	TAL SAV
	Instrument ID: LACHAT1									

Lab Chronicle

Client: Weston Solutions, Inc.
Project/Site: DAS R34842

TestAmerica Job ID: 680-122192-1
SDG: 680122192

Client Sample ID: MC0AC6
Date Collected: 02/23/16 16:15
Date Received: 02/25/16 09:07

Lab Sample ID: 680-122281-88
Matrix: Solid

Prep Type	Batch Type	Batch Method	Run	Dil Factor	Initial Amount	Final Amount	Batch Number	Prepared or Analyzed	Analyst	Lab
Total/NA	Analysis	Moisture		1			423732	03/03/16 10:38	CMW	TAL SAV
	Instrument ID: NOEQUIP									

Client Sample ID: MC0AC6
Date Collected: 02/23/16 16:15
Date Received: 02/25/16 09:07

Lab Sample ID: 680-122281-88
Matrix: Solid
Percent Solids: 86.1

Prep Type	Batch Type	Batch Method	Run	Dil Factor	Initial Amount	Final Amount	Batch Number	Prepared or Analyzed	Analyst	Lab
Total/NA	Prep	3050B			1.17 g	100 mL	423243	02/29/16 10:21	CDD	TAL SAV
Total/NA	Analysis	6010C		1	1.17 g	100 mL	423551	03/01/16 16:47	BWR	TAL SAV
	Instrument ID: ICPE									
Total/NA	Prep	7471B			0.51 g	50 mL	423720	03/03/16 10:07	JKL	TAL SAV
Total/NA	Analysis	7471B		1	0.51 g	50 mL	423880	03/03/16 18:03	JKL	TAL SAV
	Instrument ID: LEEMAN2									
Total/NA	Prep	9012A			1.01 g	50 mL	423681	03/03/16 06:27	DAM	TAL SAV
Total/NA	Analysis	9012A		1	1.01 g	50 mL	423757	03/03/16 11:44	DAM	TAL SAV
	Instrument ID: LACHAT1									

Client Sample ID: MC0AC7
Date Collected: 02/23/16 16:25
Date Received: 02/25/16 09:07

Lab Sample ID: 680-122281-89
Matrix: Solid

Prep Type	Batch Type	Batch Method	Run	Dil Factor	Initial Amount	Final Amount	Batch Number	Prepared or Analyzed	Analyst	Lab
Total/NA	Analysis	Moisture		1			423732	03/03/16 10:38	CMW	TAL SAV
	Instrument ID: NOEQUIP									

Client Sample ID: MC0AC7
Date Collected: 02/23/16 16:25
Date Received: 02/25/16 09:07

Lab Sample ID: 680-122281-89
Matrix: Solid
Percent Solids: 83.0

Prep Type	Batch Type	Batch Method	Run	Dil Factor	Initial Amount	Final Amount	Batch Number	Prepared or Analyzed	Analyst	Lab
Total/NA	Prep	3050B			1.17 g	100 mL	423243	02/29/16 10:21	CDD	TAL SAV
Total/NA	Analysis	6010C		1	1.17 g	100 mL	423551	03/01/16 16:16	BWR	TAL SAV
	Instrument ID: ICPE									
Total/NA	Prep	7471B			0.53 g	50 mL	423720	03/03/16 10:07	JKL	TAL SAV
Total/NA	Analysis	7471B		1	0.53 g	50 mL	423880	03/03/16 18:06	JKL	TAL SAV
	Instrument ID: LEEMAN2									
Total/NA	Prep	9012A			1.00 g	50 mL	423681	03/03/16 06:27	DAM	TAL SAV
Total/NA	Analysis	9012A		1	1.00 g	50 mL	423757	03/03/16 11:45	DAM	TAL SAV
	Instrument ID: LACHAT1									

Laboratory References:
TAL SAV = TestAmerica Savannah, 5102 LaRoche Avenue, Savannah, GA 31404, TEL (912)354-7858

USEPA CLP COC (LAB COPY)
DateShipped: 2/24/2016
CarrierName: FedEx
AirbillNo: 775716637000

CHAIN OF CUSTODY RECORD

DAS #: R34842
Cooler #: 2 of 4

No: 3-022316-122707-0002
Lab: TestAmerica Laboratories, Inc - Savannah, GA
Lab Contact: Sheila Hoffman
Lab Phone: 912-354-7858

Sample Identifier	CLP Sample No.	Matrix/Sampler	Coll. Method	Analysis/Turnaround (Days)	Tag/Preservative/Bottles	Location	Collection Date/Time	For Lab Use Only
HPS-SB-01(0-1)	C0AA6	Soil/ START (Dakin)	Discrete Interval	SVOA(21)	1019 (4 C) (1)	SB-1	02/23/2016 09:00	
HPS-SB-01(9-10)	C0AA7	Soil/ START (Dakin)	Discrete Interval	SVOA(21)	1025 (4 C) (1)	SB-1	02/23/2016 09:15	
HPS-SB-02(0-1)	C0AA8	Soil/ START (Dakin)	Discrete Interval	SVOA(21)	1031 (4 C) (1)	SB-2	02/23/2016 09:45	
HPS-SB-02(9-10)	C0AA9	Soil/ START (Dakin)	Discrete Interval	SVOA(21)	1037 (4 C) (1)	SB-2	02/23/2016 09:55	
HPS-SB-03(0-1)	C0AB0	Soil/ START (Dakin)	Discrete Interval	SVOA(21)	1043 (4 C) (1)	SB-3	02/23/2016 10:10	
HPS-SB-03(9-10)	C0AB1	Soil/ START (Dakin)	Discrete Interval	SVOA(21)	1049 (4 C) (1)	SB-3	02/23/2016 10:30	
HPS-SB-04(0-1)	C0AB2	Soil/ START (Dakin)	Discrete Interval	SVOA(21)	1055 (4 C) (1)	SB-4	02/23/2016 11:05	
HPS-SB-04(9-10)	C0AB3	Soil/ START (Dakin)	Discrete Interval	SVOA(21)	1061 (4 C) (1)	SB-4	02/23/2016 11:15	
HPS-SB-05(0-2)	C0AB4	Soil/ START (Dakin)	Discrete Interval	SVOA(21)	1067 (4 C) (1)	SB-5	02/23/2016 11:30	
HPS-SB-05(8-9)	C0AB5	Soil/ START (Dakin)	Discrete Interval	SVOA(21)	1073 (4 C) (1)	SB-5	02/23/2016 11:40	

680-122281 Chain of Custody

Special Instructions:	**Shipment for Case Complete? N**
	Samples Transferred From Chain of Custody #

Analysis Key: SVOA=TCL SVOC, Metals & Hg=TAL Metals & Hg, CN=Total Cyanide

Items/Reason	Relinquished by (Signature and Organization)	Date/Time	Received by (Signature and Organization)	Date/Time	Sample Condition Upon Receipt
Fedex 911	(Dakin)	2/24/16 12:00		2-25-16	9:07 TA

4.0/4.4 1.0/1.4 3.6/4.0 2.1/2.5 4.1/4.5 1.6/2.0 3.2/3.6

USEPA CLP COC (LAB COPY)

DateShipped: 2/24/2016
CarrierName: FedEx
AirbillNo: 775716637000

CHAIN OF CUSTODY RECORD

DAS #: R34842
Cooler #: 2 of 4

No: 3-022316-122707-0002

Lab: TestAmerica Laboratories, Inc - Savannah, GA
Lab Contact: Sheila Hoffman
Lab Phone: 912-354-7858

Sample Identifier	CLP Sample No.	Matrix/Sampler	Coll. Method	Analysis/Turnaround (Days)	Tag/Preservative/Bottles	Location	Collection Date/Time	For Lab Use Only
HPS-SB-01(0-1)	MC0AA6	Soil/ START (Dakin)	Discrete Interval	Metals & Hg(21), CN(21)	1020 (4 C), 1024 (4 C) (2)	SB-1	02/23/2016 09:00	
HPS-SB-01(9-10)	MC0AA7	Soil/ START (Dakin)	Discrete Interval	Metals & Hg(21), CN(21)	1026 (4 C), 1030 (4 C) (2)	SB-1	02/23/2016 09:15	
HPS-SB-02(0-1)	MC0AA8	Soil/ START (Dakin)	Discrete Interval	Metals & Hg(21), CN(21)	1032 (4 C), 1036 (4 C) (2)	SB-2	02/23/2016 09:45	
HPS-SB-02(9-10)	MC0AA9	Soil/ START (Dakin)	Discrete Interval	Metals & Hg(21), CN(21)	1038 (4 C), 1042 (4 C) (2)	SB-2	02/23/2016 09:55	
HPS-SB-03(0-1)	MC0AB0	Soil/ START (Dakin)	Discrete Interval	Metals & Hg(21), CN(21)	1044 (4 C), 1048 (4 C) (2)	SB-3	02/23/2016 10:10	
HPS-SB-03(9-10)	MC0AB1	Soil/ START (Dakin)	Discrete Interval	Metals & Hg(21), CN(21)	1050 (4 C), 1054 (4 C) (2)	SB-3	02/23/2016 10:30	
HPS-SB-04(0-1)	MC0AB2	Soil/ START (Dakin)	Discrete Interval	Metals & Hg(21), CN(21)	1056 (4 C), 1060 (4 C) (2)	SB-4	02/23/2016 11:05	
HPS-SB-04(9-10)	MC0AB3	Soil/ START (Dakin)	Discrete Interval	Metals & Hg(21), CN(21)	1062 (4 C), 1066 (4 C) (2)	SB-4	02/23/2016 11:15	
HPS-SB-05(0-2)	MC0AB4	Soil/ START (Dakin)	Discrete Interval	Metals & Hg(21), CN(21)	1068 (4 C), 1072 (4 C) (2)	SB-5	02/23/2016 11:30	
HPS-SB-05(8-9)	MC0AB5	Soil/ START (Dakin)	Discrete Interval	Metals & Hg(21), CN(21)	1074 (4 C), 1078 (4 C) (2)	SB-5	02/23/2016 11:40	

Special Instructions:	**Shipment for Case Complete? N**
	Samples Transferred From Chain of Custody #

Analysis Key: SVOA=TCL SVOC, Metals & Hg=TAL Metals & Hg, CN=Total Cyanide

Items/Reason	Relinquished by (Signature and Organization)	Date/Time	Received by (Signature and Organization)	Date/Time	Sample Condition Upon Receipt
FedEx ship	(DeVa / WESTON)	2/24/16 12:0		2-25-16	9:07 TA

USEPA CLP COC (LAB COPY)

DateShipped: 2/24/2016
CarrierName: FedEx
AirbillNo: 775716662033

CHAIN OF CUSTODY RECORD

DAS #: R34842
Cooler #: 3 of 4

No: 3-022316-160750-0003

Lab: TestAmerica Laboratories, Inc - Savannah, GA
Lab Contact: Sheila Hoffman
Lab Phone: 912-354-7858

Sample Identifier	CLP Sample No.	Matrix/Sampler	Coll. Method	Analysis/Turnaround (Days)	Tag/Preservative/Bottles	Location	Collection Date/Time	For Lab Use Only
HPS-SD-01	C0AA0	Sediment/ START (Dakin)	Grab	SVOA(21)	1000 (4 C) (1)	SD-1	02/23/2016 12:45	
HPS-SD-02	C0AA1	Sediment/ START (Dakin)	Grab	SVOA(21)	1002 (4 C) (1)	SD-2	02/23/2016 13:00	
HPS-SD-02-01	C0AA2	Sediment/ START (Dakin)	Grab	SVOA(21)	1004 (4 C) (1)	SD-2	02/23/2016 13:00	
HPS-SD-03	C0AA3	Sediment/ START (Dakin)	Grab	SVOA(21)	1006 (4 C) (1)	SD-3	02/23/2016 13:10	
HPS-SB-10-(0-1)	C0AC4	Soil/ START (Dakin)	Discrete Interval	SVOA(21)	1127 (4 C) (1)	SB-10	02/23/2016 15:55	
HPS-SB-10-(6-7)	C0AC5	Soil/ START (Dakin)	Discrete Interval	SVOA(21)	1133 (4 C) (1)	SB-10	02/23/2016 16:00	
HPS-SB-11(0-1)	C0AC6	Soil/ START (Dakin)	Discrete Interval	SVOA(21)	1139 (4 C) (1)	SB-11	02/23/2016 16:15	
HPS-SB-11(10-12)	C0AC7	Soil/ START (Dakin)	Discrete Interval	SVOA(21)	1145 (4 C) (1)	SB-11	02/23/2016 16:25	
HPS-RB-01-02	C0AD3	Blank/ START (Dakin)	Grab	SVOA(21)	1181 (Wet ice), 1182 (Wet ice) (2)	RB	02/23/2016 14:10	
HPS-SD-01	MC0AA0	Sediment/ START (Dakin)	Grab	Metals & Hg(21)	1001 (4 C) (1)	SD-1	02/23/2016 12:45	

Special Instructions:	**Shipment for Case Complete? N**
	Samples Transferred From Chain of Custody #

Analysis Key: SVOA=TCL SVOC, Metals & Hg=TAL Metals & Hg

Items/Reason	Relinquished by (Signature and Organization)	Date/Time	Received by (Signature and Organization)	Date/Time	Sample Condition Upon Receipt
Shipping	D Dak (Western)	2/24/16 1200	[illegible]	2-25-16	9:07

USEPA CLP COC (LAB COPY)

DateShipped: 2/24/2016
CarrierName: FedEx
AirbillNo: 775716662033

CHAIN OF CUSTODY RECORD

DAS #: R34842
Cooler #: 3 of 4

No: 3-022316-160750-0003

Lab: TestAmerica Laboratories, Inc - Savannah, GA
Lab Contact: Sheila Hoffman
Lab Phone: 912-354-7858

Sample Identifier	CLP Sample No.	Matrix/Sampler	Coll. Method	Analysis/Turnaround (Days)	Tag/Preservative/Bottles	Location	Collection Date/Time	For Lab Use Only
HPS-SD-02	MC0AA1	Sediment/ START (Dakin)	Grab	Metals & Hg(21)	1003 (4 C) (1)	SD-2	02/23/2016 13:00	
HPS-SD-02-01	MC0AA2	Sediment/ START (Dakin)	Grab	Metals & Hg(21)	1005 (4 C) (1)	SD-2	02/23/2016 13:00	
HPS-SD-03	MC0AA3	Sediment/ START (Dakin)	Grab	Metals & Hg(21)	1007 (4 C) (1)	SD-3	02/23/2016 13:10	
HPS-SB-10-(0-1)	MC0AC4	Soil/ START (Dakin)	Discrete Interval	Metals & Hg(21), CN(21)	1128 (4 C), 1132 (4 C) (2)	SB-10	02/23/2016 15:55	
HPS-SB-10-(6-7)	MC0AC5	Soil/ START (Dakin)	Discrete Interval	Metals & Hg(21), CN(21)	1134 (4 C), 1138 (4 C) (2)	SB-10	02/23/2016 16:00	
HPS-SB-11(0-1)	MC0AC6	Soil/ START (Dakin)	Discrete Interval	Metals & Hg(21), CN(21)	1140 (4 C), 1144 (4 C) (2)	SB-11	02/23/2016 16:15	
HPS-SB-11(10-12)	MC0AC7	Soil/ START (Dakin)	Discrete Interval	Metals & Hg(21), CN(21)	1146 (4 C), 1150 (4 C) (2)	SB-11	02/23/2016 16:25	
HPS-RB-01-02	MC0AD3	Blank/ START (Dakin)	Grab	Metals & Hg(21)	1183 (HNO3 pH<2) (1)	RB	02/23/2016 14:10	

Special Instructions:

Shipment for Case Complete? N

Samples Transferred From Chain of Custody #

Analysis Key: SVOA=TCL SVOC, Metals & Hg=TAL Metals & Hg, CN=Total Cyanide

Items/Reason	Relinquished by (Signature and Organization)	Date/Time	Received by (Signature and Organization)	Date/Time	Sample Condition Upon Receipt
			[signature]	2-25-16	9:07 TA

USEPA CLP COC (LAB COPY)

DateShipped: 2/24/2016
CarrierName: FedEx
AirbillNo: 775716688456

CHAIN OF CUSTODY RECORD

DAS #: R34842
Cooler #: 4 of 4

No: 3-022316-161040-0004

Lab: TestAmerica Laboratories, Inc - Savannah, GA
Lab Contact: Sheila Hoffman
Lab Phone: 912-354-7858

Sample Identifier	CLP Sample No.	Matrix/Sampler	Coll. Method	Analysis/Turnaround (Days)	Tag/Preservative/Bottles	Location	Collection Date/Time	For Lab Use Only
HPS-SB-06(0-2)	C0AB6	Soil/ START (Dakin)	Discrete Interval	SVOA(21)	1079 (4 C) (1)	SB-6	02/23/2016 13:35	
HPS-SB-06(8-9)	C0AB7	Soil/ START (Dakin)	Discrete Interval	SVOA(21)	1085 (4 C) (1)	SB-6	02/23/2016 12:45	
HPS-SB-07(0-1)	C0AB8	Soil/ START (Dakin)	Discrete Interval	SVOA(21)	1091 (4 C) (1)	SB-7	02/23/2016 13:40	
HPS-SB-07(8-9)	C0AB9	Soil/ START (Dakin)	Discrete Interval	SVOA(21)	1097 (4 C) (1)	SB-7	02/23/2016 13:50	
HPS-SB-08(0-1)	C0AC0	Soil/ START (Dakin)	Discrete Interval	SVOA(21)	1103 (4 C) (1)	SB-8	02/23/2016 14:20	
HPS-SB-08(9-10)	C0AC1	Soil/ START (Dakin)	Discrete Interval	SVOA(21)	1109 (4 C) (1)	SB-8	02/23/2016 14:25	
HPS-SB-06(0-2)-01	C0AC2	Soil/ START (Dakin)	Discrete Interval	SVOA(21)	1115 (4 C) (1)	SB-6	02/23/2016 12:35	
HPS-SB-09-(0-2)	C0AD1	Soil/ START (Dakin)	Discrete Interval	SVOA(21)	1166 (4 C), 1172 (4 C) (2)	SB-9	02/23/2016 15:30	
HPS-SB-09-(6-7)	C0AD2	Soil/ START (Dakin)	Discrete Interval	SVOA(21)	1175 (4 C) (1)	SB-9	02/23/2016 15:40	
HPS-SB-06(0-2)	MC0AB6	Soil/ START (Dakin)	Discrete Interval	Metals & Hg(21), CN(21)	1080 (4 C), 1084 (4 C) (2)	SB-6	02/23/2016 13:35	

Sample(s) to be used for Lab QC: HPS-SB-09-(0-2) Tag 1172	**Shipment for Case Complete? N**
	Samples Transferred From Chain of Custody #
Analysis Key: SVOA=TCL SVOC, Metals & Hg=TAL Metals & Hg, CN=Total Cyanide	

Items/Reason	Relinquished by (Signature and Organization)	Date/Time	Received by (Signature and Organization)	Date/Time	Sample Condition Upon Receipt
Shipping	(Dakin/Western)	2/24/16 12:00		2-25-16	TA 9:07

USEPA CLP COC (LAB COPY)

DateShipped: 2/24/2016
CarrierName: FedEx
AirbillNo: 775716688456

CHAIN OF CUSTODY RECORD

DAS #: R34842
Cooler #: 4 of 4

No: 3-022316-161040-0004

Lab: TestAmerica Laboratories, Inc - Savannah, GA
Lab Contact: Sheila Hoffman
Lab Phone: 912-354-7858

Sample Identifier	CLP Sample No.	Matrix/Sampler	Coll. Method	Analysis/Turnaround (Days)	Tag/Preservative/Bottles	Location	Collection Date/Time	For Lab Use Only
HPS-SB-06(8-9)	MC0AB7	Soil/ START (Dakin)	Discrete Interval	Metals & Hg(21), CN(21)	1086 (4 C), 1090 (4 C) (2)	SB-6	02/23/2016 12:45	
HPS-SB-07(0-1)	MC0AB8	Soil/ START (Dakin)	Discrete Interval	Metals & Hg(21), CN(21)	1092 (4 C), 1096 (4 C) (2)	SB-7	02/23/2016 13:40	
HPS-SB-07(8-9)	MC0AB9	Soil/ START (Dakin)	Discrete Interval	Metals & Hg(21), CN(21)	1098 (4 C), 1102 (4 C) (2)	SB-7	02/23/2016 13:50	
HPS-SB-08(0-1)	MC0AC0	Soil/ START (Dakin)	Discrete Interval	Metals & Hg(21), CN(21)	1104 (4 C), 1108 (4 C) (2)	SB-8	02/23/2016 14:20	
HPS-SB-08(9-10)	MC0AC1	Soil/ START (Dakin)	Discrete Interval	Metals & Hg(21), CN(21)	1110 (4 C), 1114 (4 C) (2)	SB-8	02/23/2016 14:25	
HPS-SB-06(0-2)-01	MC0AC2	Soil/ START (Dakin)	Discrete Interval	Metals & Hg(21), CN(21)	1116 (4 C), 1120 (4 C) (2)	SB-6	02/23/2016 12:35	
HPS-SB-09-(0-2)	MC0AD1	Soil/ START (Dakin)	Discrete Interval	Metals & Hg(21), CN(21)	1167 (4 C), 1171 (4 C), 1173 (4 C), 1174 (4 C) (4)	SB-9	02/23/2016 15:30	
HPS-SB-09-(6-7)	MC0AD2	Soil/ START (Dakin)	Discrete Interval	Metals & Hg(21), CN(21)	1176 (4 C), 1180 (4 C) (2)	SB-9	02/23/2016 15:40	

Sample(s) to be used for Lab QC: HPS-SB-09-(0-2) Tag 1173, HPS-SB-09-(0-2) Tag 1174	**Shipment for Case Complete? N**
	Samples Transferred From Chain of Custody #
Analysis Key: SVOA=TCL SVOC, Metals & Hg=TAL Metals & Hg, CN=Total Cyanide	

Items/Reason	Relinquished by (Signature and Organization)	Date/Time	Received by (Signature and Organization)	Date/Time	Sample Condition Upon Receipt
Shipment	(Dakin/Weston)	2/24/16 11:00		2-25-16	TA 9:07

USEPA CLP COC (LAB COPY)
DateShipped: 2/23/2016
CarrierName: FedEx
AirbillNo: 775716594014

CHAIN OF CUSTODY RECORD

DAS #: R34842
Cooler #: 1 of 4

No: 3-022316-013120-0001
Lab: TestAmerica Laboratories, Inc - Savannah, GA
Lab Contact: Sheila Hoffman
Lab Phone: 912-354-7858

Sample Identifier	CLP Sample No.	Matrix/Sampler	Coll. Method	Analysis/Turnaround (Days)	Tag/Preservative/Bottles	Location	Collection Date/Time	For Lab Use Only
HPS-SB-01(0-1)	C0AA6	Soil/ START (Dakin)	Discrete Interval	VOA(21)	1021 (4 C), 1022 (4 C), 1023 (4 C) (3)	SB-1	02/23/2016 09:00	
HPS-SB-01(9-10)	C0AA7	Soil/ START (Dakin)	Discrete Interval	VOA(21)	1027 (4 C), 1028 (4 C), 1029 (4 C) (3)	SB-1	02/23/2016 09:15	
HPS-SB-02(0-1)	C0AA8	Soil/ START (Dakin)	Discrete Interval	VOA(21)	1033 (4 C), 1034 (4 C), 1035 (4 C) (3)	SB-2	02/23/2016 09:45	
HPS-SB-02(9-10)	C0AA9	Soil/ START (Dakin)	Discrete Interval	VOA(21)	1039 (4 C), 1040 (4 C), 1041 (4 C) (3)	SB-2	02/23/2016 09:55	
HPS-SB-03(0-1)	C0AB0	Soil/ START (Dakin)	Discrete Interval	VOA(21)	1045 (4 C), 1046 (4 C), 1047 (4 C) (3)	SB-3	02/23/2016 10:10	
HPS-SB-03(9-10)	C0AB1	Soil/ START (Dakin)	Discrete Interval	VOA(21)	1051 (4 C), 1052 (4 C), 1053 (4 C) (3)	SB-3	02/23/2016 10:30	
HPS-SB-04(0-1)	C0AB2	Soil/ START (Dakin)	Discrete Interval	VOA(21)	1057 (4 C), 1058 (4 C), 1059 (4 C) (3)	SB-4	02/23/2016 11:05	
HPS-SB-04(9-10)	C0AB3	Soil/ START (Dakin)	Discrete Interval	VOA(21)	1063 (4 C), 1064 (4 C), 1065 (4 C) (3)	SB-4	02/23/2016 11:15	
HPS-SB-05(0-2)	C0AB4	Soil/ START (Dakin)	Discrete Interval	VOA(21)	1069 (4 C), 1070 (4 C), 1071 (4 C) (3)	SB-5	02/23/2016 11:30	
HPS-SB-05(8-9)	C0AB5	Soil/ START (Dakin)	Discrete Interval	VOA(21)	1075 (4 C), 1076 (4 C), 1077 (4 C) (3)	SB-5	02/23/2016 11:40	

Special Instructions:

Shipment for Case Complete? N
Samples Transferred From Chain of Custody #

Analysis Key: VOA=TCL VOC

Items/Reason	Relinquished by (Signature and Organization)	Date/Time	Received by (Signature and Organization)	Date/Time	Sample Condition Upon Receipt
911 Shipping	(Dakin / WESTON)	2/23/16 18:30		2-24-16	TA-SAV 9:29

680-122192 Chain of Custody

0.9/1.3

USEPA CLP COC (LAB COPY)
DateShipped: 2/23/2016
CarrierName: FedEx
AirbillNo: 775716594014

CHAIN OF CUSTODY RECORD

DAS #: R34842
Cooler #: 1 of 4

No: 3-022316-013120-0001
Lab: TestAmerica Laboratories, Inc - Savannah, GA
Lab Contact: Sheila Hoffman
Lab Phone: 912-354-7858

Sample Identifier	CLP Sample No.	Matrix/Sampler	Coll. Method	Analysis/Turnaround (Days)	Tag/Preservative/Bottles	Location	Collection Date/Time	For Lab Use Only
HPS-SB-06(0-2)	C0AB6	Soil/ START (Dakin)	Discrete Interval	VOA(21)	1081 (4 C), 1082 (4 C), 1083 (4 C) (3)	SB-6	02/23/2016 13:35	
HPS-SB-06(8-9)	C0AB7	Soil/ START (Dakin)	Discrete Interval	VOA(21)	1087 (4 C), 1088 (4 C), 1089 (4 C) (3)	SB-6	02/23/2016 12:45	
HPS-SB-07(0-1)	C0AB8	Soil/ START (Dakin)	Discrete Interval	VOA(21)	1093 (4 C), 1094 (4 C), 1095 (4 C) (3)	SB-7	02/23/2016 13:40	
HPS-SB-07(8-9)	C0AB9	Soil/ START (Dakin)	Discrete Interval	VOA(21)	1099 (4 C), 1100 (4 C), 1101 (4 C) (3)	SB-7	02/23/2016 13:50	
HPS-SB-08(0-1)	C0AC0	Soil/ START (Dakin)	Discrete Interval	VOA(21)	1105 (4 C), 1106 (4 C), 1107 (4 C) (3)	SB-8	02/23/2016 14:20	
HPS-SB-08(9-10)	C0AC1	Soil/ START (Dakin)	Discrete Interval	VOA(21)	1111 (4 C), 1112 (4 C), 1113 (4 C) (3)	SB-8	02/23/2016 14:25	
HPS-SB-06(0-2)-01	C0AC2	Soil/ START (Dakin)	Discrete Interval	VOA(21)	1117 (4 C), 1118 (4 C), 1119 (4 C) (3)	SB-6	02/23/2016 12:35	
HPS-SB-10-(0-1)	C0AC4	Soil/ START (Dakin)	Discrete Interval	VOA(21)	1129 (4 C), 1130 (4 C), 1131 (4 C) (3)	SB-10	02/23/2016 15:55	
HPS-SB-10-(6-7)	C0AC5	Soil/ START (Dakin)	Discrete Interval	VOA(21)	1135 (4 C), 1136 (4 C), 1137 (4 C) (3)	SB-10	02/23/2016 16:00	
HPS-SB-11(0-1)	C0AC6	Soil/ START (Dakin)	Discrete Interval	VOA(21)	1141 (4 C), 1142 (4 C), 1143 (4 C) (3)	SB-11	02/23/2016 16:15	

Special Instructions:

Shipment for Case Complete? N
Samples Transferred From Chain of Custody #

Analysis Key. VOA=TCL VOC

Items/Reason	Relinquished by (Signature and Organization)	Date/Time	Received by (Signature and Organization)	Date/Time	Sample Condition Upon Receipt
911/Shipm	(Dakin/Weston)	2/23/16 18:30		2-24-16	TA-SAV 9:29

0.9/1.3 680-122192

USEPA CLP COC (LAB COPY)
DateShipped: 2/23/2016
CarrierName: FedEx
AirbillNo: 775716594014

CHAIN OF CUSTODY RECORD

DAS #. R34842
Cooler #: 1 of 4

No: 3-022316-013120-0001
Lab: TestAmerica Laboratories, Inc - Savannah, GA
Lab Contact: Sheila Hoffman
Lab Phone: 912-354-7858

Sample Identifier	CLP Sample No.	Matrix/Sampler	Coll. Method	Analysis/Turnaround (Days)	Tag/Preservative/Bottles	Location	Collection Date/Time	For Lab Use Only
HPS-SB-11(10-12)	C0AC7	Soil/ START (Dakin)	Discrete Interval	VOA(21)	1147 (4 C), 1148 (4 C), 1149 (4 C) (3)	SB-11	02/23/2016 16:25	
HPS-TB-1-03	C0AD0	Blank/ START (Dakin)	Grab	VOA(21)	1163 (HCl), 1164 (HCl), 1165 (HCl) (3)	TB	02/23/2016 12:00	
HPS-SB-09-(0-2)	C0AD1	Soil/ START (Dakin)	Discrete Interval	VOA(21)	1168 (4 C), 1169 (4 C), 1170 (4 C) (3)	SB-9	02/23/2016 15:30	
HPS-SB-09-(6-7)	C0AD2	Soil/ START (Dakin)	Discrete Interval	VOA(21)	1177 (4 C), 1178 (4 C), 1179 (4 C) (3)	SB-9	02/23/2016 15:40	

Special Instructions	**Shipment for Case Complete? N**
	Samples Transferred From Chain of Custody #
Analysis Key: VOA=TCL VOC	

Items/Reason	Relinquished by (Signature and Organization)	Date/Time	Received by (Signature and Organization)	Date/Time	Sample Condition Upon Receipt
411/Shippm	(Dakin/Weston)	2/23/16 18:30		2-24-16	TA-SAV 9:29

0.9/1.3 C080-122192

Login Sample Receipt Checklist

Client: Weston Solutions, Inc.

Job Number: 680-122192-1
SDG Number: 680122192

Login Number: 122192
List Number: 1
Creator: White, Menica R

List Source: TestAmerica Savannah

Question	Answer	Comment
Radioactivity wasn't checked or is </= background as measured by a survey meter.	N/A	
The cooler's custody seal, if present, is intact.	True	
Sample custody seals, if present, are intact.	True	
The cooler or samples do not appear to have been compromised or tampered with.	True	
Samples were received on ice.	True	
Cooler Temperature is acceptable.	True	
Cooler Temperature is recorded.	True	
COC is present.	True	
COC is filled out in ink and legible.	True	
COC is filled out with all pertinent information.	True	
Is the Field Sampler's name present on COC?	N/A	
There are no discrepancies between the containers received and the COC.	True	
Samples are received within Holding Time (excluding tests with immediate HTs)	True	
Sample containers have legible labels.	True	
Containers are not broken or leaking.	True	
Sample collection date/times are provided.	True	
Appropriate sample containers are used.	True	
Sample bottles are completely filled.	True	
Sample Preservation Verified.	N/A	
There is sufficient vol. for all requested analyses, incl. any requested MS/MSDs	False	
Containers requiring zero headspace have no headspace or bubble is <6mm (1/4").	True	
Multiphasic samples are not present.	N/A	
Samples do not require splitting or compositing.	N/A	
Residual Chlorine Checked.	N/A	

Login Sample Receipt Checklist

Client: Weston Solutions, Inc.

Job Number: 680-122192-1
SDG Number: 680122192

Login Number: 122281
List Number: 1
Creator: White, Menica R

List Source: TestAmerica Savannah

Question	Answer	Comment
Radioactivity wasn't checked or is </= background as measured by a survey meter.	N/A	
The cooler's custody seal, if present, is intact.	True	
Sample custody seals, if present, are intact.	True	
The cooler or samples do not appear to have been compromised or tampered with.	True	
Samples were received on ice.	True	
Cooler Temperature is acceptable.	True	
Cooler Temperature is recorded.	True	
COC is present.	True	
COC is filled out in ink and legible.	True	
COC is filled out with all pertinent information.	True	
Is the Field Sampler's name present on COC?	N/A	
There are no discrepancies between the containers received and the COC.	True	
Samples are received within Holding Time (excluding tests with immediate HTs)	False	Sample "C0AC8" was prepped out of hold for VOCs
Sample containers have legible labels.	True	
Containers are not broken or leaking.	True	
Sample collection date/times are provided.	True	
Appropriate sample containers are used.	True	
Sample bottles are completely filled.	True	
Sample Preservation Verified.	True	
There is sufficient vol. for all requested analyses, incl. any requested MS/MSDs	True	
Containers requiring zero headspace have no headspace or bubble is <6mm (1/4").	True	
Multiphasic samples are not present.	N/A	
Samples do not require splitting or compositing.	N/A	
Residual Chlorine Checked.	N/A	

Certification Summary

Client: Weston Solutions, Inc.
Project/Site: DAS R34842

TestAmerica Job ID: 680-122192-1
SDG: 680122192

Laboratory: TestAmerica Savannah

The certifications listed below are applicable to this report.

Authority	Program	EPA Region	Certification ID	Expiration Date
Virginia	NELAP	3	460161	06-14-16

TestAmerica

THE LEADER IN ENVIRONMENTAL TESTING

ANALYTICAL REPORT

TestAmerica Laboratories, Inc.
TestAmerica Savannah
5102 LaRoche Avenue
Savannah, GA 31404
Tel: (912)354-7858

TestAmerica Job ID: 680-125120-1
Client Project/Site: DAS R34842

For:
Weston Solutions, Inc.
1400 Weston Way
PO BOX 2653
West Chester, Pennsylvania 19380

Attn: Ms. Gretchen Fodor

Authorized for release by:
5/27/2016 4:23:43 PM

Sheila Hoffman, Project Manager II
(912)354-7858 e.3004
sheila.hoffman@testamericainc.com

LINKS

Review your project results through TotalAccess

Have a Question? Ask The Expert

Visit us at: www.testamericainc.com

The test results in this report meet all 2003 NELAC and 2009 TNI requirements for accredited parameters, exceptions are noted in this report. This report may not be reproduced except in full, and with written approval from the laboratory. For questions please contact the Project Manager at the e-mail address or telephone number listed on this page.

This report has been electronically signed and authorized by the signatory. Electronic signature is intended to be the legally binding equivalent of a traditionally handwritten signature.

Results relate only to the items tested and the sample(s) as received by the laboratory.

Job ID: 680-125120-1

Laboratory: TestAmerica Savannah

Narrative

CASE NARRATIVE

Client: Weston Solutions, Inc.

Project: DAS R34842

Report Number: 680-125120-1

With the exceptions noted as flags or footnotes, standard analytical protocols were followed in the analysis of the samples and no problems were encountered or anomalies observed. In addition all laboratory quality control samples were within established control limits, with any exceptions noted below. Each sample was analyzed to achieve the lowest possible reporting limit within the constraints of the method. In the event of interference or analytes present at high concentrations, samples may be diluted. For diluted samples, the reporting limits are adjusted relative to the dilution required.

RECEIPT
The samples were received on 05/11/2016; the samples arrived in good condition, properly preserved and on ice. The temperature of the coolers at receipt was 2.0º C, 2.0º C, 2.1º C and 2.5º C.

VOLATILE ORGANIC COMPOUNDS (GC-MS)
Samples C0AH0 (680-125120-1), C0AH2 (680-125120-2), C0AH3 (680-125120-3), C0AH4 (680-125120-4), C0AH6 (680-125120-5) and C0AH9 (680-125120-6) were analyzed for Volatile Organic Compounds (GC-MS) in accordance with EPA SW-846 Method 8260B. The samples were analyzed on 05/23/2016.

Insufficient sample volume was available to perform a matrix spike/matrix spike duplicate (MS/MSD) associated with 680-434538.

No analytical or quality issues were noted, other than those described above or in the Definitions/Glossary page.

SEMIVOLATILE ORGANIC COMPOUNDS (AQUEOUS)
Samples C0AH2 (680-125120-2), C0AH6 (680-125120-8), C0AH9 (680-125120-9), C0AH0 (680-125120-14) and C0AH4 (680-125120-17) were analyzed for Semivolatile Organic Compounds (Aqueous) in accordance with EPA SW-846 Method 8270D. The samples were prepared on 05/12/2016 and analyzed on 05/14/2016.

2,4,6-Tribromophenol failed the surrogate recovery criteria low for C0AH4 (680-125120-17).

Several analytes failed the recovery criteria low for the MS of sample 680-125136-1 in batch 680-433361.

Several analytes failed the recovery criteria low for the MSD of sample 680-125136-1 in batch 680-433361.

The continuing calibration verification (CCV) associated with batch 680-433361 recovered above the upper control limit for Bis(2-chloroethyl)ether, 2,2'-oxybis[1-chloropropane], N-Nitrosodi-n-propylamine and 2-Nitroaniline. The samples associated with this CCV were non-detects for the affected analytes; therefore, the data have been reported. The following sample is impacted: (CCVIS 680-433361/3).

The following analytes have been identified, in the reference method and/or via historical data, to be poor and/or erratic performers: Caprolactam. This analyte may has a %D >50%.

Refer to the QC report for details.

No additional analytical or quality issues were noted, other than those described above or in the Definitions/Glossary page.

SEMIVOLATILE ORGANIC COMPOUNDS (GC/MS) - LOW LEVEL

Job ID: 680-125120-1 (Continued)

Laboratory: TestAmerica Savannah (Continued)

Samples C0AH2 (680-125120-2), C0AH6 (680-125120-8), C0AH9 (680-125120-9), C0AH0 (680-125120-14) and C0AH4 (680-125120-17) were analyzed for Semivolatile Organic Compounds (GC/MS) - Low level in accordance with EPA SW-846 Method 8270D. The samples were prepared on 05/13/2016 and analyzed on 05/16/2016 and 05/17/2016.

Six surrogates are used for this analysis. The laboratory's SOP allows one acid and one base of these surrogates to be outside acceptance criteria without performing re-extraction/re-analysis. The following sample contained an allowable number of surrogate compounds outside limits: C0AH4 (680-125120-17). These results have been reported and qualified.

Benzo[k]fluoranthene failed the recovery criteria high for LCS 680-433171/10-A. 2-Methylnaphthalene, Benzo[b]fluoranthene, Benzo[k]fluoranthene and Naphthalene failed the recovery criteria high for LCSD 680-433171/11-A. These analytes were biased high in the LCS and were not detected in the associated samples; therefore, the data have been reported.

1-Methylnaphthalene, 2-Methylnaphthalene and Naphthalene failed the recovery criteria low for the MS of sample C0AH6MS (680-125120-8) in batch 680-433558.

1-Methylnaphthalene, 2-Methylnaphthalene, Acenaphthene and Naphthalene exceeded the RPD limit for the MSD of sample C0AH6MSD (680-125120-8) in batch 680-433558.

Refer to the QC report for details.

No additional analytical or quality issues were noted, other than those described above or in the Definitions/Glossary page.

METALS (ICP)

Samples MC0AH7 (680-125120-11), MC0AH8 (680-125120-12), MC0AH1 (680-125120-16) and MC0AH5 (680-125120-19) were analyzed for Metals (ICP) in accordance with EPA SW-846 Method 6010C. The samples were prepared on 05/12/2016 and analyzed on 05/17/2016.

Calcium, Dissolved, Magnesium, Dissolved and Sodium, Dissolved failed the recovery criteria low for the MS of sample MC0AH1MS (680-125120-16) in batch 680-433877. Potassium, Dissolved failed the recovery criteria high.

Refer to the QC report for details.

No additional analytical or quality issues were noted, other than those described above or in the Definitions/Glossary page.

Refer to the QC report for details.

METALS (ICP)

Samples MC0AH2 (680-125120-7), MC0AH6 (680-125120-10), MC0AH9 (680-125120-13), MC0AH0 (680-125120-15) and MC0AH4 (680-125120-18) were analyzed for Metals (ICP) in accordance with EPA SW-846 Method 6010C. The samples were prepared on 05/13/2016 and analyzed on 05/16/2016 and 05/17/2016.

Calcium was detected in method blank MB 680-433165/1-A at a level that was above the method detection limit but below the reporting limit. The value should be considered an estimate, and has been flagged. If the associated sample reported a result above the MDL and/or RL, the result has been flagged.

Calcium, Magnesium and Sodium failed the recovery criteria low for the MS of sample MC0AH0MS (680-125120-15) in batch 680-433877. Potassium failed the recovery criteria high.

Aluminum and Iron exceeded the RPD limit for the duplicate of sample MC0AH0DU (680-125120-15). Refer to the QC report for details.

Samples MC0AH6 (680-125120-10)[10X], MC0AH6 (680-125120-10)[100X], MC0AH9 (680-125120-13)[10X], MC0AH9 (680-125120-13)[100X], MC0AH0 (680-125120-15)[10X] and MC0AH0 (680-125120-15)[100X] required dilution prior to analysis. The reporting limits have been adjusted accordingly.

Refer to the QC report for details.

Job ID: 680-125120-1 (Continued)

Laboratory: TestAmerica Savannah (Continued)

No additional analytical or quality issues were noted, other than those described above or in the Definitions/Glossary page.

METALS (ICPMS)
Samples MC0AH7 (680-125120-11), MC0AH8 (680-125120-12), MC0AH1 (680-125120-16) and MC0AH5 (680-125120-19) were analyzed for metals (ICPMS) in accordance with EPA SW-846 Methods 6020A. The samples were prepared on 05/12/2016 and analyzed on 05/22/2016.

No analytical or quality issues were noted, other than those described above or in the Definitions/Glossary page.

METALS (ICPMS)
Samples MC0AH2 (680-125120-7), MC0AH6 (680-125120-10), MC0AH9 (680-125120-13), MC0AH0 (680-125120-15) and MC0AH4 (680-125120-18) were analyzed for Metals (ICPMS) in accordance with EPA SW-846 Method 6020A. The samples were prepared on 05/13/2016 and analyzed on 05/21/2016 and 05/22/2016.

The continuing calibration verification (CCV) associated with batch 680-434443 recovered above the upper control limit for beryllium. The samples associated with this CCV were non-detects for the affected analytes; therefore, the data have been reported.

No analytical or quality issues were noted, other than those described above or in the Definitions/Glossary page.

DISSOLVED MERCURY (CVAA)
Samples MC0AH7 (680-125120-11), MC0AH8 (680-125120-12), MC0AH1 (680-125120-16) and MC0AH5 (680-125120-19) were analyzed for dissolved mercury (CVAA) in accordance with EPA SW-846 Methods 7470A. The samples were prepared on 05/12/2016 and analyzed on 05/15/2016.

No analytical or quality issues were noted, other than those described above or in the Definitions/Glossary page.

TOTAL MERCURY
Samples MC0AH2 (680-125120-7), MC0AH6 (680-125120-10), MC0AH9 (680-125120-13), MC0AH0 (680-125120-15) and MC0AH4 (680-125120-18) were analyzed for total mercury in accordance with EPA SW-846 Methods 7470A. The samples were prepared on 05/12/2016 and analyzed on 05/15/2016.

No analytical or quality issues were noted, other than those described above or in the Definitions/Glossary page.

TOTAL CYANIDE
Samples MC0AH2 (680-125120-7), MC0AH6 (680-125120-10), MC0AH9 (680-125120-13), MC0AH0 (680-125120-15) and MC0AH4 (680-125120-18) were analyzed for total cyanide in accordance with EPA SW-846 Method 9012A. The samples were prepared and analyzed on 05/19/2016.

No analytical or quality issues were noted, other than those described above or in the Definitions/Glossary page.

Sample Summary

Client: Weston Solutions, Inc.
Project/Site: DAS R34842

TestAmerica Job ID: 680-125120-1

Lab Sample ID	Client Sample ID	Matrix	Collected	Received
680-125120-1	C0AH0	Water	05/10/16 14:25	05/11/16 09:37
680-125120-2	C0AH2	Water	05/10/16 16:30	05/11/16 09:37
680-125120-3	C0AH3	Water	05/10/16 17:10	05/11/16 09:37
680-125120-4	C0AH4	Water	05/10/16 17:05	05/11/16 09:37
680-125120-5	C0AH6	Water	05/10/16 15:45	05/11/16 09:37
680-125120-6	C0AH9	Water	05/10/16 15:50	05/11/16 09:37
680-125120-7	MC0AH2	Water	05/10/16 16:30	05/11/16 09:37
680-125120-8	C0AH6	Water	05/10/16 15:45	05/11/16 09:37
680-125120-9	C0AH9	Water	05/10/16 15:50	05/11/16 09:37
680-125120-10	MC0AH6	Water	05/10/16 15:45	05/11/16 09:37
680-125120-11	MC0AH7	Water	05/10/16 15:45	05/11/16 09:37
680-125120-12	MC0AH8	Water	05/10/16 15:50	05/11/16 09:37
680-125120-13	MC0AH9	Water	05/10/16 15:50	05/11/16 09:37
680-125120-14	C0AH0	Water	05/10/16 14:25	05/11/16 09:37
680-125120-15	MC0AH0	Water	05/10/16 14:25	05/11/16 09:37
680-125120-16	MC0AH1	Water	05/10/16 14:25	05/11/16 09:37
680-125120-17	C0AH4	Water	05/10/16 17:05	05/11/16 09:37
680-125120-18	MC0AH4	Water	05/10/16 17:05	05/11/16 09:37
680-125120-19	MC0AH5	Water	05/10/16 17:05	05/11/16 09:37

Method Summary

Client: Weston Solutions, Inc.
Project/Site: DAS R34842

TestAmerica Job ID: 680-125120-1

Method	Method Description	Protocol	Laboratory
8260B	Volatile Organic Compounds (GC/MS)	SW846	TAL SAV
8270D	Semivolatile Organic Compounds (GC/MS)	SW846	TAL SAV
8270D LL	Semivolatile Organic Compounds by GC/MS - Low Level	SW846	TAL SAV
6010C	Metals (ICP)	SW846	TAL SAV
6020A	Metals (ICP/MS)	SW846	TAL SAV
7470A	Mercury (CVAA)	SW846	TAL SAV
9012A	Cyanide, Total and/or Amenable	SW846	TAL SAV

Protocol References:

SW846 = "Test Methods For Evaluating Solid Waste, Physical/Chemical Methods", Third Edition, November 1986 And Its Updates.

Laboratory References:

TAL SAV = TestAmerica Savannah, 5102 LaRoche Avenue, Savannah, GA 31404, TEL (912)354-7858

Qualifiers

GC/MS VOA

Qualifier	Qualifier Description
U	Indicates the analyte was analyzed for but not detected.
J	Result is less than the RL but greater than or equal to the MDL and the concentration is an approximate value.

GC/MS Semi VOA

Qualifier	Qualifier Description
U	Indicates the analyte was analyzed for but not detected.
*	LCS or LCSD is outside acceptance limits.
J	Result is less than the RL but greater than or equal to the MDL and the concentration is an approximate value.
X	Surrogate is outside control limits
F1	MS and/or MSD Recovery is outside acceptance limits.
F2	MS/MSD RPD exceeds control limits

Metals

Qualifier	Qualifier Description
U	Indicates the analyte was analyzed for but not detected.
J	Result is less than the RL but greater than or equal to the MDL and the concentration is an approximate value.
B	Compound was found in the blank and sample.
^	ICV,CCV,ICB,CCB, ISA, ISB, CRI, CRA, DLCK or MRL standard: Instrument related QC is outside acceptance limits.
F5	Duplicate RPD exceeds limit, and one or both sample results are less than 5 times RL. The data are considered valid because the absolute difference is less than the RL.
F3	Duplicate RPD exceeds the control limit
4	MS, MSD: The analyte present in the original sample is greater than 4 times the matrix spike concentration; therefore, control limits are not applicable.

General Chemistry

Qualifier	Qualifier Description
U	Indicates the analyte was analyzed for but not detected.
J	Result is less than the RL but greater than or equal to the MDL and the concentration is an approximate value.

Glossary

Abbreviation	These commonly used abbreviations may or may not be present in this report.
¤	Listed under the "D" column to designate that the result is reported on a dry weight basis
%R	Percent Recovery
CFL	Contains Free Liquid
CNF	Contains no Free Liquid
DER	Duplicate error ratio (normalized absolute difference)
Dil Fac	Dilution Factor
DL, RA, RE, IN	Indicates a Dilution, Re-analysis, Re-extraction, or additional Initial metals/anion analysis of the sample
DLC	Decision level concentration
MDA	Minimum detectable activity
EDL	Estimated Detection Limit
MDC	Minimum detectable concentration
MDL	Method Detection Limit
ML	Minimum Level (Dioxin)
NC	Not Calculated
ND	Not detected at the reporting limit (or MDL or EDL if shown)
PQL	Practical Quantitation Limit
QC	Quality Control
RER	Relative error ratio
RL	Reporting Limit or Requested Limit (Radiochemistry)
RPD	Relative Percent Difference, a measure of the relative difference between two points
TEF	Toxicity Equivalent Factor (Dioxin)

Glossary (Continued)

Abbreviation	These commonly used abbreviations may or may not be present in this report.
TEQ	Toxicity Equivalent Quotient (Dioxin)

Client Sample Results

Client: Weston Solutions, Inc.
Project/Site: DAS R34842

TestAmerica Job ID: 680-125120-1

Client Sample ID: C0AH0

Date Collected: 05/10/16 14:25
Date Received: 05/11/16 09:37

Lab Sample ID: 680-125120-1

Matrix: Water

Method: 8260B - Volatile Organic Compounds (GC/MS)

Analyte	Result	Qualifier	RL	MDL	Unit	D	Prepared	Analyzed	Dil Fac
1,1,1,2-Tetrachloroethane	0.37	U	1.0	0.37	ug/L			05/23/16 20:50	1
1,1,1-Trichloroethane	0.37	U	1.0	0.37	ug/L			05/23/16 20:50	1
1,1,2,2-Tetrachloroethane	0.62	U	1.0	0.62	ug/L			05/23/16 20:50	1
1,1,2-Trichloro-1,2,2-trifluoroethane	0.36	U	1.0	0.36	ug/L			05/23/16 20:50	1
1,1,2-Trichloroethane	0.33	U	1.0	0.33	ug/L			05/23/16 20:50	1
1,1-Dichloroethane	0.38	U	1.0	0.38	ug/L			05/23/16 20:50	1
1,1-Dichloroethene	0.36	U	1.0	0.36	ug/L			05/23/16 20:50	1
1,1-Dichloropropene	0.34	U	1.0	0.34	ug/L			05/23/16 20:50	1
1,2,3-Trichlorobenzene	2.5	U	5.0	2.5	ug/L			05/23/16 20:50	1
1,2,3-Trichloropropane	0.39	U	1.0	0.39	ug/L			05/23/16 20:50	1
1,2,4-Trichlorobenzene	2.5	U	5.0	2.5	ug/L			05/23/16 20:50	1
1,2,4-Trimethylbenzene	0.47	U	1.0	0.47	ug/L			05/23/16 20:50	1
1,2-Dibromo-3-Chloropropane	1.1	U	5.0	1.1	ug/L			05/23/16 20:50	1
1,2-Dibromoethane	0.44	U	1.0	0.44	ug/L			05/23/16 20:50	1
1,2-Dichlorobenzene	0.37	U	1.0	0.37	ug/L			05/23/16 20:50	1
1,2-Dichloroethane	0.50	U	1.0	0.50	ug/L			05/23/16 20:50	1
1,2-Dichloroethene, Total	0.37	U	2.0	0.37	ug/L			05/23/16 20:50	1
1,2-Dichloropropane	0.67	U	1.0	0.67	ug/L			05/23/16 20:50	1
1,3,5-Trimethylbenzene	0.31	U	1.0	0.31	ug/L			05/23/16 20:50	1
1,3-Dichlorobenzene	0.43	U	1.0	0.43	ug/L			05/23/16 20:50	1
1,3-Dichloropropane	0.34	U	1.0	0.34	ug/L			05/23/16 20:50	1
1,4-Dichlorobenzene	0.46	U	1.0	0.46	ug/L			05/23/16 20:50	1
2,2-Dichloropropane	0.37	U	1.0	0.37	ug/L			05/23/16 20:50	1
2-Butanone (MEK)	3.4	U	10	3.4	ug/L			05/23/16 20:50	1
2-Chlorotoluene	0.27	U	1.0	0.27	ug/L			05/23/16 20:50	1
2-Hexanone	2.0	U	10	2.0	ug/L			05/23/16 20:50	1
4-Chlorotoluene	0.45	U	1.0	0.45	ug/L			05/23/16 20:50	1
4-Methyl-2-pentanone	2.1	U	10	2.1	ug/L			05/23/16 20:50	1
Acetone	7.0	U	10	7.0	ug/L			05/23/16 20:50	1
Benzene	0.43	U	1.0	0.43	ug/L			05/23/16 20:50	1
Bromobenzene	0.50	U	1.0	0.50	ug/L			05/23/16 20:50	1
Bromochloromethane	0.45	U	1.0	0.45	ug/L			05/23/16 20:50	1
Bromodichloromethane	0.44	U	1.0	0.44	ug/L			05/23/16 20:50	1
Bromoform	0.43	U	1.0	0.43	ug/L			05/23/16 20:50	1
Bromomethane	2.5	U	5.0	2.5	ug/L			05/23/16 20:50	1
Carbon disulfide	1.0	U	2.0	1.0	ug/L			05/23/16 20:50	1
Carbon tetrachloride	0.33	U	1.0	0.33	ug/L			05/23/16 20:50	1
Chlorobenzene	0.26	U	1.0	0.26	ug/L			05/23/16 20:50	1
Chloroethane	2.5	U	5.0	2.5	ug/L			05/23/16 20:50	1
Chloroform	0.50	U	1.0	0.50	ug/L			05/23/16 20:50	1
Chloromethane	0.40	U	1.0	0.40	ug/L			05/23/16 20:50	1
cis-1,2-Dichloroethene	0.41	U	1.0	0.41	ug/L			05/23/16 20:50	1
cis-1,3-Dichloropropene	0.40	U	1.0	0.40	ug/L			05/23/16 20:50	1
Cyclohexane	0.39	U	1.0	0.39	ug/L			05/23/16 20:50	1
Dibromochloromethane	0.32	U	1.0	0.32	ug/L			05/23/16 20:50	1
Dibromomethane	0.35	U	1.0	0.35	ug/L			05/23/16 20:50	1
Dichlorodifluoromethane	0.60	U	1.0	0.60	ug/L			05/23/16 20:50	1
Ethylbenzene	0.33	U	1.0	0.33	ug/L			05/23/16 20:50	1
Isopropylbenzene	0.35	U	1.0	0.35	ug/L			05/23/16 20:50	1

Client Sample Results

Client: Weston Solutions, Inc.
Project/Site: DAS R34842

TestAmerica Job ID: 680-125120-1

Client Sample ID: C0AH0

Date Collected: 05/10/16 14:25
Date Received: 05/11/16 09:37

Lab Sample ID: 680-125120-1

Matrix: Water

Method: 8260B - Volatile Organic Compounds (GC/MS) (Continued)

Analyte	Result	Qualifier	RL	MDL	Unit	D	Prepared	Analyzed	Dil Fac
Methyl tert-butyl ether	0.30	U	10	0.30	ug/L			05/23/16 20:50	1
Methylcyclohexane	0.43	U	1.0	0.43	ug/L			05/23/16 20:50	1
Methylene Chloride	2.5	U	5.0	2.5	ug/L			05/23/16 20:50	1
m-Xylene & p-Xylene	0.35	U	1.0	0.35	ug/L			05/23/16 20:50	1
n-Butylbenzene	0.47	U	1.0	0.47	ug/L			05/23/16 20:50	1
N-Propylbenzene	0.38	U	1.0	0.38	ug/L			05/23/16 20:50	1
o-Xylene	0.23	U	1.0	0.23	ug/L			05/23/16 20:50	1
p-Isopropyltoluene	0.48	U	1.0	0.48	ug/L			05/23/16 20:50	1
sec-Butylbenzene	0.42	U	1.0	0.42	ug/L			05/23/16 20:50	1
Styrene	0.27	U	1.0	0.27	ug/L			05/23/16 20:50	1
tert-Butylbenzene	0.45	U	1.0	0.45	ug/L			05/23/16 20:50	1
Tetrachloroethene	0.74	U	1.0	0.74	ug/L			05/23/16 20:50	1
Toluene	0.48	U	1.0	0.48	ug/L			05/23/16 20:50	1
trans-1,2-Dichloroethene	0.37	U	1.0	0.37	ug/L			05/23/16 20:50	1
trans-1,3-Dichloropropene	0.42	U	1.0	0.42	ug/L			05/23/16 20:50	1
Trichloroethene	0.48	U	1.0	0.48	ug/L			05/23/16 20:50	1
Trichlorofluoromethane	0.42	U	1.0	0.42	ug/L			05/23/16 20:50	1
Vinyl acetate	0.81	U	2.0	0.81	ug/L			05/23/16 20:50	1
Vinyl chloride	0.50	U	1.0	0.50	ug/L			05/23/16 20:50	1
Xylenes, Total	0.23	U	1.0	0.23	ug/L			05/23/16 20:50	1
Methyl acetate	1.8	U	5.0	1.8	ug/L			05/23/16 20:50	1

Surrogate	*%Recovery*	*Qualifier*	*Limits*	*Prepared*	*Analyzed*	*Dil Fac*
1,2-Dichloroethane-d4 (Surr)	*105*		*70 - 130*		*05/23/16 20:50*	*1*
4-Bromofluorobenzene (Surr)	*96*		*70 - 130*		*05/23/16 20:50*	*1*
Dibromofluoromethane (Surr)	*107*		*70 - 130*		*05/23/16 20:50*	*1*
Toluene-d8 (Surr)	*100*		*70 - 130*		*05/23/16 20:50*	*1*

Client Sample Results

Client: Weston Solutions, Inc.
Project/Site: DAS R34842

TestAmerica Job ID: 680-125120-1

Client Sample ID: C0AH2

Date Collected: 05/10/16 16:30
Date Received: 05/11/16 09:37

Lab Sample ID: 680-125120-2

Matrix: Water

Method: 8260B - Volatile Organic Compounds (GC/MS)

Analyte	Result	Qualifier	RL	MDL	Unit	D	Prepared	Analyzed	Dil Fac
1,1,1,2-Tetrachloroethane	0.37	U	1.0	0.37	ug/L			05/23/16 21:11	1
1,1,1-Trichloroethane	0.37	U	1.0	0.37	ug/L			05/23/16 21:11	1
1,1,2,2-Tetrachloroethane	0.62	U	1.0	0.62	ug/L			05/23/16 21:11	1
1,1,2-Trichloro-1,2,2-trifluoroethane	0.36	U	1.0	0.36	ug/L			05/23/16 21:11	1
1,1,2-Trichloroethane	0.33	U	1.0	0.33	ug/L			05/23/16 21:11	1
1,1-Dichloroethane	0.38	U	1.0	0.38	ug/L			05/23/16 21:11	1
1,1-Dichloroethene	0.36	U	1.0	0.36	ug/L			05/23/16 21:11	1
1,1-Dichloropropene	0.34	U	1.0	0.34	ug/L			05/23/16 21:11	1
1,2,3-Trichlorobenzene	2.5	U	5.0	2.5	ug/L			05/23/16 21:11	1
1,2,3-Trichloropropane	0.39	U	1.0	0.39	ug/L			05/23/16 21:11	1
1,2,4-Trichlorobenzene	2.5	U	5.0	2.5	ug/L			05/23/16 21:11	1
1,2,4-Trimethylbenzene	0.47	U	1.0	0.47	ug/L			05/23/16 21:11	1
1,2-Dibromo-3-Chloropropane	1.1	U	5.0	1.1	ug/L			05/23/16 21:11	1
1,2-Dibromoethane	0.44	U	1.0	0.44	ug/L			05/23/16 21:11	1
1,2-Dichlorobenzene	0.37	U	1.0	0.37	ug/L			05/23/16 21:11	1
1,2-Dichloroethane	0.50	U	1.0	0.50	ug/L			05/23/16 21:11	1
1,2-Dichloroethene, Total	0.37	U	2.0	0.37	ug/L			05/23/16 21:11	1
1,2-Dichloropropane	0.67	U	1.0	0.67	ug/L			05/23/16 21:11	1
1,3,5-Trimethylbenzene	0.31	U	1.0	0.31	ug/L			05/23/16 21:11	1
1,3-Dichlorobenzene	0.43	U	1.0	0.43	ug/L			05/23/16 21:11	1
1,3-Dichloropropane	0.34	U	1.0	0.34	ug/L			05/23/16 21:11	1
1,4-Dichlorobenzene	0.46	U	1.0	0.46	ug/L			05/23/16 21:11	1
2,2-Dichloropropane	0.37	U	1.0	0.37	ug/L			05/23/16 21:11	1
2-Butanone (MEK)	3.4	U	10	3.4	ug/L			05/23/16 21:11	1
2-Chlorotoluene	0.27	U	1.0	0.27	ug/L			05/23/16 21:11	1
2-Hexanone	2.0	U	10	2.0	ug/L			05/23/16 21:11	1
4-Chlorotoluene	0.45	U	1.0	0.45	ug/L			05/23/16 21:11	1
4-Methyl-2-pentanone	2.1	U	10	2.1	ug/L			05/23/16 21:11	1
Acetone	7.0	U	10	7.0	ug/L			05/23/16 21:11	1
Benzene	0.43	U	1.0	0.43	ug/L			05/23/16 21:11	1
Bromobenzene	0.50	U	1.0	0.50	ug/L			05/23/16 21:11	1
Bromochloromethane	0.45	U	1.0	0.45	ug/L			05/23/16 21:11	1
Bromodichloromethane	0.44	U	1.0	0.44	ug/L			05/23/16 21:11	1
Bromoform	0.43	U	1.0	0.43	ug/L			05/23/16 21:11	1
Bromomethane	2.5	U	5.0	2.5	ug/L			05/23/16 21:11	1
Carbon disulfide	1.0	U	2.0	1.0	ug/L			05/23/16 21:11	1
Carbon tetrachloride	0.33	U	1.0	0.33	ug/L			05/23/16 21:11	1
Chlorobenzene	0.26	U	1.0	0.26	ug/L			05/23/16 21:11	1
Chloroethane	2.5	U	5.0	2.5	ug/L			05/23/16 21:11	1
Chloroform	0.50	U	1.0	0.50	ug/L			05/23/16 21:11	1
Chloromethane	0.40	U	1.0	0.40	ug/L			05/23/16 21:11	1
cis-1,2-Dichloroethene	0.41	U	1.0	0.41	ug/L			05/23/16 21:11	1
cis-1,3-Dichloropropene	0.40	U	1.0	0.40	ug/L			05/23/16 21:11	1
Cyclohexane	0.39	U	1.0	0.39	ug/L			05/23/16 21:11	1
Dibromochloromethane	0.32	U	1.0	0.32	ug/L			05/23/16 21:11	1
Dibromomethane	0.35	U	1.0	0.35	ug/L			05/23/16 21:11	1
Dichlorodifluoromethane	0.60	U	1.0	0.60	ug/L			05/23/16 21:11	1
Ethylbenzene	0.33	U	1.0	0.33	ug/L			05/23/16 21:11	1
Isopropylbenzene	0.35	U	1.0	0.35	ug/L			05/23/16 21:11	1

Client Sample Results

Client: Weston Solutions, Inc.
Project/Site: DAS R34842

TestAmerica Job ID: 680-125120-1

Client Sample ID: C0AH2

Date Collected: 05/10/16 16:30
Date Received: 05/11/16 09:37

Lab Sample ID: 680-125120-2

Matrix: Water

Method: 8260B - Volatile Organic Compounds (GC/MS) (Continued)

Analyte	Result	Qualifier	RL	MDL	Unit	D	Prepared	Analyzed	Dil Fac
Methyl tert-butyl ether	0.30	U	10	0.30	ug/L			05/23/16 21:11	1
Methylcyclohexane	0.43	U	1.0	0.43	ug/L			05/23/16 21:11	1
Methylene Chloride	2.5	U	5.0	2.5	ug/L			05/23/16 21:11	1
m-Xylene & p-Xylene	0.35	U	1.0	0.35	ug/L			05/23/16 21:11	1
n-Butylbenzene	0.47	U	1.0	0.47	ug/L			05/23/16 21:11	1
N-Propylbenzene	0.38	U	1.0	0.38	ug/L			05/23/16 21:11	1
o-Xylene	0.23	U	1.0	0.23	ug/L			05/23/16 21:11	1
p-Isopropyltoluene	0.48	U	1.0	0.48	ug/L			05/23/16 21:11	1
sec-Butylbenzene	0.42	U	1.0	0.42	ug/L			05/23/16 21:11	1
Styrene	0.27	U	1.0	0.27	ug/L			05/23/16 21:11	1
tert-Butylbenzene	0.45	U	1.0	0.45	ug/L			05/23/16 21:11	1
Tetrachloroethene	0.74	U	1.0	0.74	ug/L			05/23/16 21:11	1
Toluene	0.48	U	1.0	0.48	ug/L			05/23/16 21:11	1
trans-1,2-Dichloroethene	0.37	U	1.0	0.37	ug/L			05/23/16 21:11	1
trans-1,3-Dichloropropene	0.42	U	1.0	0.42	ug/L			05/23/16 21:11	1
Trichloroethene	0.48	U	1.0	0.48	ug/L			05/23/16 21:11	1
Trichlorofluoromethane	0.42	U	1.0	0.42	ug/L			05/23/16 21:11	1
Vinyl acetate	0.81	U	2.0	0.81	ug/L			05/23/16 21:11	1
Vinyl chloride	0.50	U	1.0	0.50	ug/L			05/23/16 21:11	1
Xylenes, Total	0.23	U	1.0	0.23	ug/L			05/23/16 21:11	1
Methyl acetate	1.8	U	5.0	1.8	ug/L			05/23/16 21:11	1

Surrogate	*%Recovery*	*Qualifier*	*Limits*	*Prepared*	*Analyzed*	*Dil Fac*
1,2-Dichloroethane-d4 (Surr)	*106*		*70 - 130*		*05/23/16 21:11*	*1*
4-Bromofluorobenzene (Surr)	*95*		*70 - 130*		*05/23/16 21:11*	*1*
Dibromofluoromethane (Surr)	*107*		*70 - 130*		*05/23/16 21:11*	*1*
Toluene-d8 (Surr)	*101*		*70 - 130*		*05/23/16 21:11*	*1*

Method: 8270D LL - Semivolatile Organic Compounds by GC/MS - Low Level

Analyte	Result	Qualifier	RL	MDL	Unit	D	Prepared	Analyzed	Dil Fac
1-Methylnaphthalene	0.38	U	0.76	0.38	ug/L		05/13/16 16:27	05/16/16 22:45	1
2-Methylnaphthalene	0.095	U *	0.19	0.095	ug/L		05/13/16 16:27	05/16/16 22:45	1
Acenaphthene	0.095	U	0.19	0.095	ug/L		05/13/16 16:27	05/16/16 22:45	1
Acenaphthylene	0.095	U	0.19	0.095	ug/L		05/13/16 16:27	05/16/16 22:45	1
Anthracene	0.095	U	0.19	0.095	ug/L		05/13/16 16:27	05/16/16 22:45	1
Benzo[a]anthracene	0.095	U	0.19	0.095	ug/L		05/13/16 16:27	05/16/16 22:45	1
Benzo[a]pyrene	0.095	U	0.19	0.095	ug/L		05/13/16 16:27	05/16/16 22:45	1
Benzo[b]fluoranthene	0.095	U *	0.19	0.095	ug/L		05/13/16 16:27	05/16/16 22:45	1
Benzo[g,h,i]perylene	0.095	U	0.19	0.095	ug/L		05/13/16 16:27	05/16/16 22:45	1
Benzo[k]fluoranthene	0.095	U *	0.19	0.095	ug/L		05/13/16 16:27	05/16/16 22:45	1
Chrysene	0.043	U	0.19	0.043	ug/L		05/13/16 16:27	05/16/16 22:45	1
Dibenz(a,h)anthracene	0.095	U	0.19	0.095	ug/L		05/13/16 16:27	05/16/16 22:45	1
Fluoranthene	0.095	U	0.19	0.095	ug/L		05/13/16 16:27	05/16/16 22:45	1
Fluorene	0.095	U	0.19	0.095	ug/L		05/13/16 16:27	05/16/16 22:45	1
Indeno[1,2,3-cd]pyrene	0.095	U	0.19	0.095	ug/L		05/13/16 16:27	05/16/16 22:45	1
Naphthalene	0.095	U *	0.19	0.095	ug/L		05/13/16 16:27	05/16/16 22:45	1
Phenanthrene	0.095	U	0.19	0.095	ug/L		05/13/16 16:27	05/16/16 22:45	1
Pyrene	0.095	U	0.19	0.095	ug/L		05/13/16 16:27	05/16/16 22:45	1

Client Sample Results

Client: Weston Solutions, Inc.
Project/Site: DAS R34842

TestAmerica Job ID: 680-125120-1

Client Sample ID: C0AH2

Date Collected: 05/10/16 16:30
Date Received: 05/11/16 09:37

Lab Sample ID: 680-125120-2

Matrix: Water

Surrogate	%Recovery	Qualifier	Limits	Prepared	Analyzed	Dil Fac
2,4,6-Tribromophenol (Surr)	93		48 - 123	05/13/16 16:27	05/16/16 22:45	1
2-Fluorophenol (Surr)	93		32 - 100	05/13/16 16:27	05/16/16 22:45	1
Phenol-d5 (Surr)	82		34 - 101	05/13/16 16:27	05/16/16 22:45	1
Nitrobenzene-d5 (Surr)	118	X	43 - 107	05/13/16 16:27	05/16/16 22:45	1
2-Fluorobiphenyl (Surr)	112	X	43 - 105	05/13/16 16:27	05/16/16 22:45	1
Terphenyl-d14 (Surr)	112		20 - 112	05/13/16 16:27	05/16/16 22:45	1

Method: 8270D - Semivolatile Organic Compounds (GC/MS)

Analyte	Result	Qualifier	RL	MDL	Unit	D	Prepared	Analyzed	Dil Fac
1,1'-Biphenyl	0.56	U	9.6	0.56	ug/L		05/12/16 15:40	05/14/16 19:55	1
1,2,4,5-Tetrachlorobenzene	0.73	U	9.6	0.73	ug/L		05/12/16 15:40	05/14/16 19:55	1
1,4-Dioxane	3.3	U	9.6	3.3	ug/L		05/12/16 15:40	05/14/16 19:55	1
2,2'-Oxybis(1-chloropropane)	0.75	U	9.6	0.75	ug/L		05/12/16 15:40	05/14/16 19:55	1
2,3,4,6-Tetrachlorophenol	0.69	U	9.6	0.69	ug/L		05/12/16 15:40	05/14/16 19:55	1
2,4,5-Trichlorophenol	1.2	U	9.6	1.2	ug/L		05/12/16 15:40	05/14/16 19:55	1
2,4,6-Trichlorophenol	0.82	U	9.6	0.82	ug/L		05/12/16 15:40	05/14/16 19:55	1
2,4-Dichlorophenol	1.1	U	9.6	1.1	ug/L		05/12/16 15:40	05/14/16 19:55	1
2,4-Dimethylphenol	3.8	U	9.6	3.8	ug/L		05/12/16 15:40	05/14/16 19:55	1
2,4-Dinitrophenol	9.6	U	48	9.6	ug/L		05/12/16 15:40	05/14/16 19:55	1
2,4-Dinitrotoluene	1.2	U	9.6	1.2	ug/L		05/12/16 15:40	05/14/16 19:55	1
2,6-Dinitrotoluene	1.1	U	9.6	1.1	ug/L		05/12/16 15:40	05/14/16 19:55	1
2-Chloronaphthalene	0.77	U	9.6	0.77	ug/L		05/12/16 15:40	05/14/16 19:55	1
2-Chlorophenol	0.84	U	9.6	0.84	ug/L		05/12/16 15:40	05/14/16 19:55	1
2-Methylnaphthalene	0.75	U	9.6	0.75	ug/L		05/12/16 15:40	05/14/16 19:55	1
2-Methylphenol	0.86	U	9.6	0.86	ug/L		05/12/16 15:40	05/14/16 19:55	1
2-Nitroaniline	1.2	U	48	1.2	ug/L		05/12/16 15:40	05/14/16 19:55	1
2-Nitrophenol	0.73	U	9.6	0.73	ug/L		05/12/16 15:40	05/14/16 19:55	1
3 & 4 Methylphenol	1.2	U	9.6	1.2	ug/L		05/12/16 15:40	05/14/16 19:55	1
3,3'-Dichlorobenzidine	29	U	58	29	ug/L		05/12/16 15:40	05/14/16 19:55	1
3-Nitroaniline	4.8	U	48	4.8	ug/L		05/12/16 15:40	05/14/16 19:55	1
4,6-Dinitro-2-methylphenol	9.6	U	48	9.6	ug/L		05/12/16 15:40	05/14/16 19:55	1
4-Bromophenyl phenyl ether	0.74	U	9.6	0.74	ug/L		05/12/16 15:40	05/14/16 19:55	1
4-Chloro-3-methylphenol	0.96	U	9.6	0.96	ug/L		05/12/16 15:40	05/14/16 19:55	1
4-Chloroaniline	2.1	U	19	2.1	ug/L		05/12/16 15:40	05/14/16 19:55	1
4-Chlorophenyl phenyl ether	0.81	U	9.6	0.81	ug/L		05/12/16 15:40	05/14/16 19:55	1
4-Nitroaniline	4.8	U	48	4.8	ug/L		05/12/16 15:40	05/14/16 19:55	1
4-Nitrophenol	1.8	U	48	1.8	ug/L		05/12/16 15:40	05/14/16 19:55	1
Acenaphthene	0.73	U	9.6	0.73	ug/L		05/12/16 15:40	05/14/16 19:55	1
Acenaphthylene	0.82	U	9.6	0.82	ug/L		05/12/16 15:40	05/14/16 19:55	1
Acetophenone	0.55	U	9.6	0.55	ug/L		05/12/16 15:40	05/14/16 19:55	1
Anthracene	0.66	U	9.6	0.66	ug/L		05/12/16 15:40	05/14/16 19:55	1
Atrazine	1.2	U	9.6	1.2	ug/L		05/12/16 15:40	05/14/16 19:55	1
Benzaldehyde	1.1	U	9.6	1.1	ug/L		05/12/16 15:40	05/14/16 19:55	1
Benzo[a]anthracene	0.53	U	9.6	0.53	ug/L		05/12/16 15:40	05/14/16 19:55	1
Benzo[a]pyrene	0.68	U	9.6	0.68	ug/L		05/12/16 15:40	05/14/16 19:55	1
Benzo[b]fluoranthene	2.5	U	9.6	2.5	ug/L		05/12/16 15:40	05/14/16 19:55	1
Benzo[g,h,i]perylene	0.84	U	9.6	0.84	ug/L		05/12/16 15:40	05/14/16 19:55	1
Benzo[k]fluoranthene	1.2	U	9.6	1.2	ug/L		05/12/16 15:40	05/14/16 19:55	1
Bis(2-chloroethoxy)methane	0.90	U	9.6	0.90	ug/L		05/12/16 15:40	05/14/16 19:55	1
Bis(2-chloroethyl)ether	1.1	U	9.6	1.1	ug/L		05/12/16 15:40	05/14/16 19:55	1

Client Sample Results

Client: Weston Solutions, Inc.
Project/Site: DAS R34842

TestAmerica Job ID: 680-125120-1

Client Sample ID: C0AH2

Date Collected: 05/10/16 16:30
Date Received: 05/11/16 09:37

Lab Sample ID: 680-125120-2

Matrix: Water

Method: 8270D - Semivolatile Organic Compounds (GC/MS) (Continued)

Analyte	Result	Qualifier	RL	MDL	Unit	D	Prepared	Analyzed	Dil Fac
Bis(2-ethylhexyl) phthalate	1.5	U	9.6	1.5	ug/L		05/12/16 15:40	05/14/16 19:55	1
Butyl benzyl phthalate	1.2	U	9.6	1.2	ug/L		05/12/16 15:40	05/14/16 19:55	1
Caprolactam	0.76	U	9.6	0.76	ug/L		05/12/16 15:40	05/14/16 19:55	1
Carbazole	0.68	U	9.6	0.68	ug/L		05/12/16 15:40	05/14/16 19:55	1
Chrysene	0.49	U	9.6	0.49	ug/L		05/12/16 15:40	05/14/16 19:55	1
Dibenz(a,h)anthracene	0.96	U	9.6	0.96	ug/L		05/12/16 15:40	05/14/16 19:55	1
Dibenzofuran	0.76	U	9.6	0.76	ug/L		05/12/16 15:40	05/14/16 19:55	1
Diethyl phthalate	0.85	U	9.6	0.85	ug/L		05/12/16 15:40	05/14/16 19:55	1
Dimethyl phthalate	0.95	U	9.6	0.95	ug/L		05/12/16 15:40	05/14/16 19:55	1
Di-n-butyl phthalate	0.80	U	9.6	0.80	ug/L		05/12/16 15:40	05/14/16 19:55	1
Di-n-octyl phthalate	1.3	U	9.6	1.3	ug/L		05/12/16 15:40	05/14/16 19:55	1
Fluoranthene	0.71	U	9.6	0.71	ug/L		05/12/16 15:40	05/14/16 19:55	1
Fluorene	0.92	U	9.6	0.92	ug/L		05/12/16 15:40	05/14/16 19:55	1
Hexachlorobenzene	0.76	U	9.6	0.76	ug/L		05/12/16 15:40	05/14/16 19:55	1
Hexachlorobutadiene	0.60	U	9.6	0.60	ug/L		05/12/16 15:40	05/14/16 19:55	1
Hexachlorocyclopentadiene	2.4	U	9.6	2.4	ug/L		05/12/16 15:40	05/14/16 19:55	1
Hexachloroethane	0.73	U	9.6	0.73	ug/L		05/12/16 15:40	05/14/16 19:55	1
Indeno[1,2,3-cd]pyrene	0.96	U	9.6	0.96	ug/L		05/12/16 15:40	05/14/16 19:55	1
Isophorone	0.86	U	9.6	0.86	ug/L		05/12/16 15:40	05/14/16 19:55	1
Naphthalene	0.67	U	9.6	0.67	ug/L		05/12/16 15:40	05/14/16 19:55	1
Nitrobenzene	0.70	U	9.6	0.70	ug/L		05/12/16 15:40	05/14/16 19:55	1
N-Nitrosodi-n-propylamine	0.69	U	9.6	0.69	ug/L		05/12/16 15:40	05/14/16 19:55	1
N-Nitrosodiphenylamine	0.88	U	9.6	0.88	ug/L		05/12/16 15:40	05/14/16 19:55	1
Pentachlorophenol	1.9	U	48	1.9	ug/L		05/12/16 15:40	05/14/16 19:55	1
Phenanthrene	0.74	U	9.6	0.74	ug/L		05/12/16 15:40	05/14/16 19:55	1
Phenol	0.80	U	9.6	0.80	ug/L		05/12/16 15:40	05/14/16 19:55	1
Pyrene	0.61	U	9.6	0.61	ug/L		05/12/16 15:40	05/14/16 19:55	1

Surrogate	*%Recovery*	*Qualifier*	*Limits*	*Prepared*	*Analyzed*	*Dil Fac*
2,4,6-Tribromophenol	*66*		*39 - 124*	*05/12/16 15:40*	*05/14/16 19:55*	*1*
2-Fluorobiphenyl	*64*		*32 - 113*	*05/12/16 15:40*	*05/14/16 19:55*	*1*
2-Fluorophenol	*60*		*26 - 109*	*05/12/16 15:40*	*05/14/16 19:55*	*1*
Nitrobenzene-d5	*75*		*32 - 118*	*05/12/16 15:40*	*05/14/16 19:55*	*1*
Phenol-d5	*62*		*27 - 110*	*05/12/16 15:40*	*05/14/16 19:55*	*1*
Terphenyl-d14	*68*		*10 - 126*	*05/12/16 15:40*	*05/14/16 19:55*	*1*

Client Sample Results

Client: Weston Solutions, Inc.
Project/Site: DAS R34842

TestAmerica Job ID: 680-125120-1

Client Sample ID: C0AH3

Date Collected: 05/10/16 17:10
Date Received: 05/11/16 09:37

Lab Sample ID: 680-125120-3

Matrix: Water

Method: 8260B - Volatile Organic Compounds (GC/MS)

Analyte	Result	Qualifier	RL	MDL	Unit	D	Prepared	Analyzed	Dil Fac
1,1,1,2-Tetrachloroethane	0.37	U	1.0	0.37	ug/L			05/23/16 21:32	1
1,1,1-Trichloroethane	0.37	U	1.0	0.37	ug/L			05/23/16 21:32	1
1,1,2,2-Tetrachloroethane	0.62	U	1.0	0.62	ug/L			05/23/16 21:32	1
1,1,2-Trichloro-1,2,2-trifluoroethane	0.36	U	1.0	0.36	ug/L			05/23/16 21:32	1
1,1,2-Trichloroethane	0.33	U	1.0	0.33	ug/L			05/23/16 21:32	1
1,1-Dichloroethane	0.38	U	1.0	0.38	ug/L			05/23/16 21:32	1
1,1-Dichloroethene	0.36	U	1.0	0.36	ug/L			05/23/16 21:32	1
1,1-Dichloropropene	0.34	U	1.0	0.34	ug/L			05/23/16 21:32	1
1,2,3-Trichlorobenzene	2.5	U	5.0	2.5	ug/L			05/23/16 21:32	1
1,2,3-Trichloropropane	0.39	U	1.0	0.39	ug/L			05/23/16 21:32	1
1,2,4-Trichlorobenzene	2.5	U	5.0	2.5	ug/L			05/23/16 21:32	1
1,2,4-Trimethylbenzene	0.47	U	1.0	0.47	ug/L			05/23/16 21:32	1
1,2-Dibromo-3-Chloropropane	1.1	U	5.0	1.1	ug/L			05/23/16 21:32	1
1,2-Dibromoethane	0.44	U	1.0	0.44	ug/L			05/23/16 21:32	1
1,2-Dichlorobenzene	0.37	U	1.0	0.37	ug/L			05/23/16 21:32	1
1,2-Dichloroethane	0.50	U	1.0	0.50	ug/L			05/23/16 21:32	1
1,2-Dichloroethene, Total	0.37	U	2.0	0.37	ug/L			05/23/16 21:32	1
1,2-Dichloropropane	0.67	U	1.0	0.67	ug/L			05/23/16 21:32	1
1,3,5-Trimethylbenzene	0.31	U	1.0	0.31	ug/L			05/23/16 21:32	1
1,3-Dichlorobenzene	0.43	U	1.0	0.43	ug/L			05/23/16 21:32	1
1,3-Dichloropropane	0.34	U	1.0	0.34	ug/L			05/23/16 21:32	1
1,4-Dichlorobenzene	0.46	U	1.0	0.46	ug/L			05/23/16 21:32	1
2,2-Dichloropropane	0.37	U	1.0	0.37	ug/L			05/23/16 21:32	1
2-Butanone (MEK)	3.4	U	10	3.4	ug/L			05/23/16 21:32	1
2-Chlorotoluene	0.27	U	1.0	0.27	ug/L			05/23/16 21:32	1
2-Hexanone	2.0	U	10	2.0	ug/L			05/23/16 21:32	1
4-Chlorotoluene	0.45	U	1.0	0.45	ug/L			05/23/16 21:32	1
4-Methyl-2-pentanone	2.1	U	10	2.1	ug/L			05/23/16 21:32	1
Acetone	**8.4**	**J**	10	7.0	ug/L			05/23/16 21:32	1
Benzene	0.43	U	1.0	0.43	ug/L			05/23/16 21:32	1
Bromobenzene	0.50	U	1.0	0.50	ug/L			05/23/16 21:32	1
Bromochloromethane	0.45	U	1.0	0.45	ug/L			05/23/16 21:32	1
Bromodichloromethane	**4.5**		1.0	0.44	ug/L			05/23/16 21:32	1
Bromoform	0.43	U	1.0	0.43	ug/L			05/23/16 21:32	1
Bromomethane	2.5	U	5.0	2.5	ug/L			05/23/16 21:32	1
Carbon disulfide	1.0	U	2.0	1.0	ug/L			05/23/16 21:32	1
Carbon tetrachloride	0.33	U	1.0	0.33	ug/L			05/23/16 21:32	1
Chlorobenzene	0.26	U	1.0	0.26	ug/L			05/23/16 21:32	1
Chloroethane	2.5	U	5.0	2.5	ug/L			05/23/16 21:32	1
Chloroform	**23**		1.0	0.50	ug/L			05/23/16 21:32	1
Chloromethane	0.40	U	1.0	0.40	ug/L			05/23/16 21:32	1
cis-1,2-Dichloroethene	0.41	U	1.0	0.41	ug/L			05/23/16 21:32	1
cis-1,3-Dichloropropene	0.40	U	1.0	0.40	ug/L			05/23/16 21:32	1
Cyclohexane	0.39	U	1.0	0.39	ug/L			05/23/16 21:32	1
Dibromochloromethane	0.32	U	1.0	0.32	ug/L			05/23/16 21:32	1
Dibromomethane	0.35	U	1.0	0.35	ug/L			05/23/16 21:32	1
Dichlorodifluoromethane	0.60	U	1.0	0.60	ug/L			05/23/16 21:32	1
Ethylbenzene	0.33	U	1.0	0.33	ug/L			05/23/16 21:32	1
Isopropylbenzene	0.35	U	1.0	0.35	ug/L			05/23/16 21:32	1

Client Sample Results

Client: Weston Solutions, Inc.
Project/Site: DAS R34842

TestAmerica Job ID: 680-125120-1

Client Sample ID: C0AH3

Date Collected: 05/10/16 17:10
Date Received: 05/11/16 09:37

Lab Sample ID: 680-125120-3

Matrix: Water

Method: 8260B - Volatile Organic Compounds (GC/MS) (Continued)

Analyte	Result	Qualifier	RL	MDL	Unit	D	Prepared	Analyzed	Dil Fac
Methyl tert-butyl ether	0.30	U	10	0.30	ug/L			05/23/16 21:32	1
Methylcyclohexane	0.43	U	1.0	0.43	ug/L			05/23/16 21:32	1
Methylene Chloride	2.5	U	5.0	2.5	ug/L			05/23/16 21:32	1
m-Xylene & p-Xylene	0.35	U	1.0	0.35	ug/L			05/23/16 21:32	1
n-Butylbenzene	0.47	U	1.0	0.47	ug/L			05/23/16 21:32	1
N-Propylbenzene	0.38	U	1.0	0.38	ug/L			05/23/16 21:32	1
o-Xylene	0.23	U	1.0	0.23	ug/L			05/23/16 21:32	1
p-Isopropyltoluene	0.48	U	1.0	0.48	ug/L			05/23/16 21:32	1
sec-Butylbenzene	0.42	U	1.0	0.42	ug/L			05/23/16 21:32	1
Styrene	0.27	U	1.0	0.27	ug/L			05/23/16 21:32	1
tert-Butylbenzene	0.45	U	1.0	0.45	ug/L			05/23/16 21:32	1
Tetrachloroethene	0.74	U	1.0	0.74	ug/L			05/23/16 21:32	1
Toluene	0.48	U	1.0	0.48	ug/L			05/23/16 21:32	1
trans-1,2-Dichloroethene	0.37	U	1.0	0.37	ug/L			05/23/16 21:32	1
trans-1,3-Dichloropropene	0.42	U	1.0	0.42	ug/L			05/23/16 21:32	1
Trichloroethene	0.48	U	1.0	0.48	ug/L			05/23/16 21:32	1
Trichlorofluoromethane	0.42	U	1.0	0.42	ug/L			05/23/16 21:32	1
Vinyl acetate	0.81	U	2.0	0.81	ug/L			05/23/16 21:32	1
Vinyl chloride	0.50	U	1.0	0.50	ug/L			05/23/16 21:32	1
Xylenes, Total	0.23	U	1.0	0.23	ug/L			05/23/16 21:32	1
Methyl acetate	1.8	U	5.0	1.8	ug/L			05/23/16 21:32	1

Surrogate	*%Recovery*	*Qualifier*	*Limits*	*Prepared*	*Analyzed*	*Dil Fac*
1,2-Dichloroethane-d4 (Surr)	*104*		*70 - 130*		*05/23/16 21:32*	*1*
4-Bromofluorobenzene (Surr)	*96*		*70 - 130*		*05/23/16 21:32*	*1*
Dibromofluoromethane (Surr)	*105*		*70 - 130*		*05/23/16 21:32*	*1*
Toluene-d8 (Surr)	*100*		*70 - 130*		*05/23/16 21:32*	*1*

Client Sample Results

Client: Weston Solutions, Inc.
Project/Site: DAS R34842

TestAmerica Job ID: 680-125120-1

Client Sample ID: C0AH4

Date Collected: 05/10/16 17:05
Date Received: 05/11/16 09:37

Lab Sample ID: 680-125120-4

Matrix: Water

Method: 8260B - Volatile Organic Compounds (GC/MS)

Analyte	Result	Qualifier	RL	MDL	Unit	D	Prepared	Analyzed	Dil Fac
1,1,1,2-Tetrachloroethane	0.37	U	1.0	0.37	ug/L			05/23/16 21:53	1
1,1,1-Trichloroethane	0.37	U	1.0	0.37	ug/L			05/23/16 21:53	1
1,1,2,2-Tetrachloroethane	0.62	U	1.0	0.62	ug/L			05/23/16 21:53	1
1,1,2-Trichloro-1,2,2-trifluoroethane	0.36	U	1.0	0.36	ug/L			05/23/16 21:53	1
1,1,2-Trichloroethane	0.33	U	1.0	0.33	ug/L			05/23/16 21:53	1
1,1-Dichloroethane	0.38	U	1.0	0.38	ug/L			05/23/16 21:53	1
1,1-Dichloroethene	0.36	U	1.0	0.36	ug/L			05/23/16 21:53	1
1,1-Dichloropropene	0.34	U	1.0	0.34	ug/L			05/23/16 21:53	1
1,2,3-Trichlorobenzene	2.5	U	5.0	2.5	ug/L			05/23/16 21:53	1
1,2,3-Trichloropropane	0.39	U	1.0	0.39	ug/L			05/23/16 21:53	1
1,2,4-Trichlorobenzene	2.5	U	5.0	2.5	ug/L			05/23/16 21:53	1
1,2,4-Trimethylbenzene	0.47	U	1.0	0.47	ug/L			05/23/16 21:53	1
1,2-Dibromo-3-Chloropropane	1.1	U	5.0	1.1	ug/L			05/23/16 21:53	1
1,2-Dibromoethane	0.44	U	1.0	0.44	ug/L			05/23/16 21:53	1
1,2-Dichlorobenzene	0.37	U	1.0	0.37	ug/L			05/23/16 21:53	1
1,2-Dichloroethane	0.50	U	1.0	0.50	ug/L			05/23/16 21:53	1
1,2-Dichloroethene, Total	0.37	U	2.0	0.37	ug/L			05/23/16 21:53	1
1,2-Dichloropropane	0.67	U	1.0	0.67	ug/L			05/23/16 21:53	1
1,3,5-Trimethylbenzene	0.31	U	1.0	0.31	ug/L			05/23/16 21:53	1
1,3-Dichlorobenzene	0.43	U	1.0	0.43	ug/L			05/23/16 21:53	1
1,3-Dichloropropane	0.34	U	1.0	0.34	ug/L			05/23/16 21:53	1
1,4-Dichlorobenzene	0.46	U	1.0	0.46	ug/L			05/23/16 21:53	1
2,2-Dichloropropane	0.37	U	1.0	0.37	ug/L			05/23/16 21:53	1
2-Butanone (MEK)	3.4	U	10	3.4	ug/L			05/23/16 21:53	1
2-Chlorotoluene	0.27	U	1.0	0.27	ug/L			05/23/16 21:53	1
2-Hexanone	2.0	U	10	2.0	ug/L			05/23/16 21:53	1
4-Chlorotoluene	0.45	U	1.0	0.45	ug/L			05/23/16 21:53	1
4-Methyl-2-pentanone	2.1	U	10	2.1	ug/L			05/23/16 21:53	1
Acetone	7.0	U	10	7.0	ug/L			05/23/16 21:53	1
Benzene	0.43	U	1.0	0.43	ug/L			05/23/16 21:53	1
Bromobenzene	0.50	U	1.0	0.50	ug/L			05/23/16 21:53	1
Bromochloromethane	0.45	U	1.0	0.45	ug/L			05/23/16 21:53	1
Bromodichloromethane	0.44	U	1.0	0.44	ug/L			05/23/16 21:53	1
Bromoform	0.43	U	1.0	0.43	ug/L			05/23/16 21:53	1
Bromomethane	2.5	U	5.0	2.5	ug/L			05/23/16 21:53	1
Carbon disulfide	1.0	U	2.0	1.0	ug/L			05/23/16 21:53	1
Carbon tetrachloride	0.33	U	1.0	0.33	ug/L			05/23/16 21:53	1
Chlorobenzene	0.26	U	1.0	0.26	ug/L			05/23/16 21:53	1
Chloroethane	2.5	U	5.0	2.5	ug/L			05/23/16 21:53	1
Chloroform	0.50	U	1.0	0.50	ug/L			05/23/16 21:53	1
Chloromethane	0.40	U	1.0	0.40	ug/L			05/23/16 21:53	1
cis-1,2-Dichloroethene	0.41	U	1.0	0.41	ug/L			05/23/16 21:53	1
cis-1,3-Dichloropropene	0.40	U	1.0	0.40	ug/L			05/23/16 21:53	1
Cyclohexane	0.39	U	1.0	0.39	ug/L			05/23/16 21:53	1
Dibromochloromethane	0.32	U	1.0	0.32	ug/L			05/23/16 21:53	1
Dibromomethane	0.35	U	1.0	0.35	ug/L			05/23/16 21:53	1
Dichlorodifluoromethane	0.60	U	1.0	0.60	ug/L			05/23/16 21:53	1
Ethylbenzene	0.33	U	1.0	0.33	ug/L			05/23/16 21:53	1
Isopropylbenzene	0.35	U	1.0	0.35	ug/L			05/23/16 21:53	1

Client Sample Results

Client: Weston Solutions, Inc.
Project/Site: DAS R34842

TestAmerica Job ID: 680-125120-1

Client Sample ID: C0AH4

Date Collected: 05/10/16 17:05
Date Received: 05/11/16 09:37

Lab Sample ID: 680-125120-4

Matrix: Water

Method: 8260B - Volatile Organic Compounds (GC/MS) (Continued)

Analyte	Result	Qualifier	RL	MDL	Unit	D	Prepared	Analyzed	Dil Fac
Methyl tert-butyl ether	0.30	U	10	0.30	ug/L			05/23/16 21:53	1
Methylcyclohexane	0.43	U	1.0	0.43	ug/L			05/23/16 21:53	1
Methylene Chloride	2.5	U	5.0	2.5	ug/L			05/23/16 21:53	1
m-Xylene & p-Xylene	0.35	U	1.0	0.35	ug/L			05/23/16 21:53	1
n-Butylbenzene	0.47	U	1.0	0.47	ug/L			05/23/16 21:53	1
N-Propylbenzene	0.38	U	1.0	0.38	ug/L			05/23/16 21:53	1
o-Xylene	0.23	U	1.0	0.23	ug/L			05/23/16 21:53	1
p-Isopropyltoluene	0.48	U	1.0	0.48	ug/L			05/23/16 21:53	1
sec-Butylbenzene	0.42	U	1.0	0.42	ug/L			05/23/16 21:53	1
Styrene	0.27	U	1.0	0.27	ug/L			05/23/16 21:53	1
tert-Butylbenzene	0.45	U	1.0	0.45	ug/L			05/23/16 21:53	1
Tetrachloroethene	0.74	U	1.0	0.74	ug/L			05/23/16 21:53	1
Toluene	0.48	U	1.0	0.48	ug/L			05/23/16 21:53	1
trans-1,2-Dichloroethene	0.37	U	1.0	0.37	ug/L			05/23/16 21:53	1
trans-1,3-Dichloropropene	0.42	U	1.0	0.42	ug/L			05/23/16 21:53	1
Trichloroethene	0.48	U	1.0	0.48	ug/L			05/23/16 21:53	1
Trichlorofluoromethane	0.42	U	1.0	0.42	ug/L			05/23/16 21:53	1
Vinyl acetate	0.81	U	2.0	0.81	ug/L			05/23/16 21:53	1
Vinyl chloride	0.50	U	1.0	0.50	ug/L			05/23/16 21:53	1
Xylenes, Total	0.23	U	1.0	0.23	ug/L			05/23/16 21:53	1
Methyl acetate	1.8	U	5.0	1.8	ug/L			05/23/16 21:53	1

Surrogate	*%Recovery*	*Qualifier*	*Limits*	*Prepared*	*Analyzed*	*Dil Fac*
1,2-Dichloroethane-d4 (Surr)	*104*		*70 - 130*		*05/23/16 21:53*	*1*
4-Bromofluorobenzene (Surr)	*96*		*70 - 130*		*05/23/16 21:53*	*1*
Dibromofluoromethane (Surr)	*105*		*70 - 130*		*05/23/16 21:53*	*1*
Toluene-d8 (Surr)	*98*		*70 - 130*		*05/23/16 21:53*	*1*

Client Sample Results

Client: Weston Solutions, Inc.
Project/Site: DAS R34842

TestAmerica Job ID: 680-125120-1

Client Sample ID: C0AH6

Date Collected: 05/10/16 15:45
Date Received: 05/11/16 09:37

Lab Sample ID: 680-125120-5

Matrix: Water

Method: 8260B - Volatile Organic Compounds (GC/MS)

Analyte	Result	Qualifier	RL	MDL	Unit	D	Prepared	Analyzed	Dil Fac
1,1,1,2-Tetrachloroethane	0.37	U	1.0	0.37	ug/L			05/23/16 22:14	1
1,1,1-Trichloroethane	0.37	U	1.0	0.37	ug/L			05/23/16 22:14	1
1,1,2,2-Tetrachloroethane	0.62	U	1.0	0.62	ug/L			05/23/16 22:14	1
1,1,2-Trichloro-1,2,2-trifluoroethane	0.36	U	1.0	0.36	ug/L			05/23/16 22:14	1
1,1,2-Trichloroethane	0.33	U	1.0	0.33	ug/L			05/23/16 22:14	1
1,1-Dichloroethane	0.38	U	1.0	0.38	ug/L			05/23/16 22:14	1
1,1-Dichloroethene	0.36	U	1.0	0.36	ug/L			05/23/16 22:14	1
1,1-Dichloropropene	0.34	U	1.0	0.34	ug/L			05/23/16 22:14	1
1,2,3-Trichlorobenzene	2.5	U	5.0	2.5	ug/L			05/23/16 22:14	1
1,2,3-Trichloropropane	0.39	U	1.0	0.39	ug/L			05/23/16 22:14	1
1,2,4-Trichlorobenzene	2.5	U	5.0	2.5	ug/L			05/23/16 22:14	1
1,2,4-Trimethylbenzene	0.47	U	1.0	0.47	ug/L			05/23/16 22:14	1
1,2-Dibromo-3-Chloropropane	1.1	U	5.0	1.1	ug/L			05/23/16 22:14	1
1,2-Dibromoethane	0.44	U	1.0	0.44	ug/L			05/23/16 22:14	1
1,2-Dichlorobenzene	0.37	U	1.0	0.37	ug/L			05/23/16 22:14	1
1,2-Dichloroethane	0.50	U	1.0	0.50	ug/L			05/23/16 22:14	1
1,2-Dichloroethene, Total	0.37	U	2.0	0.37	ug/L			05/23/16 22:14	1
1,2-Dichloropropane	0.67	U	1.0	0.67	ug/L			05/23/16 22:14	1
1,3,5-Trimethylbenzene	0.31	U	1.0	0.31	ug/L			05/23/16 22:14	1
1,3-Dichlorobenzene	0.43	U	1.0	0.43	ug/L			05/23/16 22:14	1
1,3-Dichloropropane	0.34	U	1.0	0.34	ug/L			05/23/16 22:14	1
1,4-Dichlorobenzene	0.46	U	1.0	0.46	ug/L			05/23/16 22:14	1
2,2-Dichloropropane	0.37	U	1.0	0.37	ug/L			05/23/16 22:14	1
2-Butanone (MEK)	3.4	U	10	3.4	ug/L			05/23/16 22:14	1
2-Chlorotoluene	0.27	U	1.0	0.27	ug/L			05/23/16 22:14	1
2-Hexanone	2.0	U	10	2.0	ug/L			05/23/16 22:14	1
4-Chlorotoluene	0.45	U	1.0	0.45	ug/L			05/23/16 22:14	1
4-Methyl-2-pentanone	2.1	U	10	2.1	ug/L			05/23/16 22:14	1
Acetone	7.0	U	10	7.0	ug/L			05/23/16 22:14	1
Benzene	0.43	U	1.0	0.43	ug/L			05/23/16 22:14	1
Bromobenzene	0.50	U	1.0	0.50	ug/L			05/23/16 22:14	1
Bromochloromethane	0.45	U	1.0	0.45	ug/L			05/23/16 22:14	1
Bromodichloromethane	0.44	U	1.0	0.44	ug/L			05/23/16 22:14	1
Bromoform	0.43	U	1.0	0.43	ug/L			05/23/16 22:14	1
Bromomethane	2.5	U	5.0	2.5	ug/L			05/23/16 22:14	1
Carbon disulfide	1.0	U	2.0	1.0	ug/L			05/23/16 22:14	1
Carbon tetrachloride	0.33	U	1.0	0.33	ug/L			05/23/16 22:14	1
Chlorobenzene	0.26	U	1.0	0.26	ug/L			05/23/16 22:14	1
Chloroethane	2.5	U	5.0	2.5	ug/L			05/23/16 22:14	1
Chloroform	0.50	U	1.0	0.50	ug/L			05/23/16 22:14	1
Chloromethane	0.40	U	1.0	0.40	ug/L			05/23/16 22:14	1
cis-1,2-Dichloroethene	0.41	U	1.0	0.41	ug/L			05/23/16 22:14	1
cis-1,3-Dichloropropene	0.40	U	1.0	0.40	ug/L			05/23/16 22:14	1
Cyclohexane	0.39	U	1.0	0.39	ug/L			05/23/16 22:14	1
Dibromochloromethane	0.32	U	1.0	0.32	ug/L			05/23/16 22:14	1
Dibromomethane	0.35	U	1.0	0.35	ug/L			05/23/16 22:14	1
Dichlorodifluoromethane	0.60	U	1.0	0.60	ug/L			05/23/16 22:14	1
Ethylbenzene	0.33	U	1.0	0.33	ug/L			05/23/16 22:14	1
Isopropylbenzene	0.35	U	1.0	0.35	ug/L			05/23/16 22:14	1

Client Sample Results

Client: Weston Solutions, Inc.
Project/Site: DAS R34842

TestAmerica Job ID: 680-125120-1

Client Sample ID: C0AH6

Date Collected: 05/10/16 15:45
Date Received: 05/11/16 09:37

Lab Sample ID: 680-125120-5

Matrix: Water

Method: 8260B - Volatile Organic Compounds (GC/MS) (Continued)

Analyte	Result	Qualifier	RL	MDL	Unit	D	Prepared	Analyzed	Dil Fac
Methyl tert-butyl ether	0.30	U	10	0.30	ug/L			05/23/16 22:14	1
Methylcyclohexane	0.43	U	1.0	0.43	ug/L			05/23/16 22:14	1
Methylene Chloride	2.5	U	5.0	2.5	ug/L			05/23/16 22:14	1
m-Xylene & p-Xylene	0.35	U	1.0	0.35	ug/L			05/23/16 22:14	1
n-Butylbenzene	0.47	U	1.0	0.47	ug/L			05/23/16 22:14	1
N-Propylbenzene	0.38	U	1.0	0.38	ug/L			05/23/16 22:14	1
o-Xylene	0.23	U	1.0	0.23	ug/L			05/23/16 22:14	1
p-Isopropyltoluene	0.48	U	1.0	0.48	ug/L			05/23/16 22:14	1
sec-Butylbenzene	0.42	U	1.0	0.42	ug/L			05/23/16 22:14	1
Styrene	0.27	U	1.0	0.27	ug/L			05/23/16 22:14	1
tert-Butylbenzene	0.45	U	1.0	0.45	ug/L			05/23/16 22:14	1
Tetrachloroethene	0.74	U	1.0	0.74	ug/L			05/23/16 22:14	1
Toluene	0.48	U	1.0	0.48	ug/L			05/23/16 22:14	1
trans-1,2-Dichloroethene	0.37	U	1.0	0.37	ug/L			05/23/16 22:14	1
trans-1,3-Dichloropropene	0.42	U	1.0	0.42	ug/L			05/23/16 22:14	1
Trichloroethene	0.48	U	1.0	0.48	ug/L			05/23/16 22:14	1
Trichlorofluoromethane	0.42	U	1.0	0.42	ug/L			05/23/16 22:14	1
Vinyl acetate	0.81	U	2.0	0.81	ug/L			05/23/16 22:14	1
Vinyl chloride	0.50	U	1.0	0.50	ug/L			05/23/16 22:14	1
Xylenes, Total	0.23	U	1.0	0.23	ug/L			05/23/16 22:14	1
Methyl acetate	1.8	U	5.0	1.8	ug/L			05/23/16 22:14	1

Surrogate	*%Recovery*	*Qualifier*	*Limits*	*Prepared*	*Analyzed*	*Dil Fac*
1,2-Dichloroethane-d4 (Surr)	*106*		*70 - 130*		*05/23/16 22:14*	*1*
4-Bromofluorobenzene (Surr)	*96*		*70 - 130*		*05/23/16 22:14*	*1*
Dibromofluoromethane (Surr)	*108*		*70 - 130*		*05/23/16 22:14*	*1*
Toluene-d8 (Surr)	*100*		*70 - 130*		*05/23/16 22:14*	*1*

Client Sample Results

Client: Weston Solutions, Inc.
Project/Site: DAS R34842

TestAmerica Job ID: 680-125120-1

Client Sample ID: C0AH9

Date Collected: 05/10/16 15:50
Date Received: 05/11/16 09:37

Lab Sample ID: 680-125120-6

Matrix: Water

Method: 8260B - Volatile Organic Compounds (GC/MS)

Analyte	Result	Qualifier	RL	MDL	Unit	D	Prepared	Analyzed	Dil Fac
1,1,1,2-Tetrachloroethane	0.37	U	1.0	0.37	ug/L			05/23/16 22:35	1
1,1,1-Trichloroethane	0.37	U	1.0	0.37	ug/L			05/23/16 22:35	1
1,1,2,2-Tetrachloroethane	0.62	U	1.0	0.62	ug/L			05/23/16 22:35	1
1,1,2-Trichloro-1,2,2-trifluoroethane	0.36	U	1.0	0.36	ug/L			05/23/16 22:35	1
1,1,2-Trichloroethane	0.33	U	1.0	0.33	ug/L			05/23/16 22:35	1
1,1-Dichloroethane	0.38	U	1.0	0.38	ug/L			05/23/16 22:35	1
1,1-Dichloroethene	0.36	U	1.0	0.36	ug/L			05/23/16 22:35	1
1,1-Dichloropropene	0.34	U	1.0	0.34	ug/L			05/23/16 22:35	1
1,2,3-Trichlorobenzene	2.5	U	5.0	2.5	ug/L			05/23/16 22:35	1
1,2,3-Trichloropropane	0.39	U	1.0	0.39	ug/L			05/23/16 22:35	1
1,2,4-Trichlorobenzene	2.5	U	5.0	2.5	ug/L			05/23/16 22:35	1
1,2,4-Trimethylbenzene	0.47	U	1.0	0.47	ug/L			05/23/16 22:35	1
1,2-Dibromo-3-Chloropropane	1.1	U	5.0	1.1	ug/L			05/23/16 22:35	1
1,2-Dibromoethane	0.44	U	1.0	0.44	ug/L			05/23/16 22:35	1
1,2-Dichlorobenzene	0.37	U	1.0	0.37	ug/L			05/23/16 22:35	1
1,2-Dichloroethane	0.50	U	1.0	0.50	ug/L			05/23/16 22:35	1
1,2-Dichloroethene, Total	0.37	U	2.0	0.37	ug/L			05/23/16 22:35	1
1,2-Dichloropropane	0.67	U	1.0	0.67	ug/L			05/23/16 22:35	1
1,3,5-Trimethylbenzene	0.31	U	1.0	0.31	ug/L			05/23/16 22:35	1
1,3-Dichlorobenzene	0.43	U	1.0	0.43	ug/L			05/23/16 22:35	1
1,3-Dichloropropane	0.34	U	1.0	0.34	ug/L			05/23/16 22:35	1
1,4-Dichlorobenzene	0.46	U	1.0	0.46	ug/L			05/23/16 22:35	1
2,2-Dichloropropane	0.37	U	1.0	0.37	ug/L			05/23/16 22:35	1
2-Butanone (MEK)	3.4	U	10	3.4	ug/L			05/23/16 22:35	1
2-Chlorotoluene	0.27	U	1.0	0.27	ug/L			05/23/16 22:35	1
2-Hexanone	2.0	U	10	2.0	ug/L			05/23/16 22:35	1
4-Chlorotoluene	0.45	U	1.0	0.45	ug/L			05/23/16 22:35	1
4-Methyl-2-pentanone	2.1	U	10	2.1	ug/L			05/23/16 22:35	1
Acetone	7.0	U	10	7.0	ug/L			05/23/16 22:35	1
Benzene	0.43	U	1.0	0.43	ug/L			05/23/16 22:35	1
Bromobenzene	0.50	U	1.0	0.50	ug/L			05/23/16 22:35	1
Bromochloromethane	0.45	U	1.0	0.45	ug/L			05/23/16 22:35	1
Bromodichloromethane	0.44	U	1.0	0.44	ug/L			05/23/16 22:35	1
Bromoform	0.43	U	1.0	0.43	ug/L			05/23/16 22:35	1
Bromomethane	2.5	U	5.0	2.5	ug/L			05/23/16 22:35	1
Carbon disulfide	1.0	U	2.0	1.0	ug/L			05/23/16 22:35	1
Carbon tetrachloride	0.33	U	1.0	0.33	ug/L			05/23/16 22:35	1
Chlorobenzene	0.26	U	1.0	0.26	ug/L			05/23/16 22:35	1
Chloroethane	2.5	U	5.0	2.5	ug/L			05/23/16 22:35	1
Chloroform	0.50	U	1.0	0.50	ug/L			05/23/16 22:35	1
Chloromethane	0.40	U	1.0	0.40	ug/L			05/23/16 22:35	1
cis-1,2-Dichloroethene	0.41	U	1.0	0.41	ug/L			05/23/16 22:35	1
cis-1,3-Dichloropropene	0.40	U	1.0	0.40	ug/L			05/23/16 22:35	1
Cyclohexane	0.39	U	1.0	0.39	ug/L			05/23/16 22:35	1
Dibromochloromethane	0.32	U	1.0	0.32	ug/L			05/23/16 22:35	1
Dibromomethane	0.35	U	1.0	0.35	ug/L			05/23/16 22:35	1
Dichlorodifluoromethane	0.60	U	1.0	0.60	ug/L			05/23/16 22:35	1
Ethylbenzene	0.33	U	1.0	0.33	ug/L			05/23/16 22:35	1
Isopropylbenzene	0.35	U	1.0	0.35	ug/L			05/23/16 22:35	1

Client Sample Results

Client: Weston Solutions, Inc.
Project/Site: DAS R34842

TestAmerica Job ID: 680-125120-1

Client Sample ID: C0AH9

Date Collected: 05/10/16 15:50
Date Received: 05/11/16 09:37

Lab Sample ID: 680-125120-6

Matrix: Water

Method: 8260B - Volatile Organic Compounds (GC/MS) (Continued)

Analyte	Result	Qualifier	RL	MDL	Unit	D	Prepared	Analyzed	Dil Fac
Methyl tert-butyl ether	0.30	U	10	0.30	ug/L			05/23/16 22:35	1
Methylcyclohexane	0.43	U	1.0	0.43	ug/L			05/23/16 22:35	1
Methylene Chloride	2.5	U	5.0	2.5	ug/L			05/23/16 22:35	1
m-Xylene & p-Xylene	0.35	U	1.0	0.35	ug/L			05/23/16 22:35	1
n-Butylbenzene	0.47	U	1.0	0.47	ug/L			05/23/16 22:35	1
N-Propylbenzene	0.38	U	1.0	0.38	ug/L			05/23/16 22:35	1
o-Xylene	0.23	U	1.0	0.23	ug/L			05/23/16 22:35	1
p-Isopropyltoluene	0.48	U	1.0	0.48	ug/L			05/23/16 22:35	1
sec-Butylbenzene	0.42	U	1.0	0.42	ug/L			05/23/16 22:35	1
Styrene	0.27	U	1.0	0.27	ug/L			05/23/16 22:35	1
tert-Butylbenzene	0.45	U	1.0	0.45	ug/L			05/23/16 22:35	1
Tetrachloroethene	0.74	U	1.0	0.74	ug/L			05/23/16 22:35	1
Toluene	0.48	U	1.0	0.48	ug/L			05/23/16 22:35	1
trans-1,2-Dichloroethene	0.37	U	1.0	0.37	ug/L			05/23/16 22:35	1
trans-1,3-Dichloropropene	0.42	U	1.0	0.42	ug/L			05/23/16 22:35	1
Trichloroethene	0.48	U	1.0	0.48	ug/L			05/23/16 22:35	1
Trichlorofluoromethane	0.42	U	1.0	0.42	ug/L			05/23/16 22:35	1
Vinyl acetate	0.81	U	2.0	0.81	ug/L			05/23/16 22:35	1
Vinyl chloride	0.50	U	1.0	0.50	ug/L			05/23/16 22:35	1
Xylenes, Total	0.23	U	1.0	0.23	ug/L			05/23/16 22:35	1
Methyl acetate	1.8	U	5.0	1.8	ug/L			05/23/16 22:35	1

Surrogate	*%Recovery*	*Qualifier*	*Limits*	*Prepared*	*Analyzed*	*Dil Fac*
1,2-Dichloroethane-d4 (Surr)	*107*		*70 - 130*		*05/23/16 22:35*	*1*
4-Bromofluorobenzene (Surr)	*94*		*70 - 130*		*05/23/16 22:35*	*1*
Dibromofluoromethane (Surr)	*108*		*70 - 130*		*05/23/16 22:35*	*1*
Toluene-d8 (Surr)	*99*		*70 - 130*		*05/23/16 22:35*	*1*

Client Sample Results

Client: Weston Solutions, Inc.
Project/Site: DAS R34842

TestAmerica Job ID: 680-125120-1

Client Sample ID: MC0AH2

Date Collected: 05/10/16 16:30
Date Received: 05/11/16 09:37

Lab Sample ID: 680-125120-7

Matrix: Water

Method: 6010C - Metals (ICP)

Analyte	Result	Qualifier	RL	MDL	Unit	D	Prepared	Analyzed	Dil Fac
Aluminum	24	U	200	24	ug/L		05/13/16 09:41	05/16/16 19:04	1
Calcium	**23000**	**B**	500	25	ug/L		05/13/16 09:41	05/16/16 19:04	1
Iron	17	U	50	17	ug/L		05/13/16 09:41	05/16/16 19:04	1
Magnesium	**8200**		500	33	ug/L		05/13/16 09:41	05/16/16 19:04	1
Potassium	**3100**		1000	17	ug/L		05/13/16 09:41	05/16/16 19:04	1
Sodium	**14000**		1000	480	ug/L		05/13/16 09:41	05/16/16 19:04	1

Method: 6020A - Metals (ICP/MS)

Analyte	Result	Qualifier	RL	MDL	Unit	D	Prepared	Analyzed	Dil Fac
Antimony	0.50	U	5.0	0.50	ug/L		05/13/16 09:41	05/22/16 00:01	1
Arsenic	1.5	U	3.0	1.5	ug/L		05/13/16 09:41	05/22/16 00:01	1
Barium	**9.3**		5.0	0.61	ug/L		05/13/16 09:41	05/22/16 00:01	1
Beryllium	0.17	U	0.50	0.17	ug/L		05/13/16 09:41	05/22/16 00:01	1
Cadmium	0.15	U	0.50	0.15	ug/L		05/13/16 09:41	05/22/16 00:01	1
Chromium	1.6	U	5.0	1.6	ug/L		05/13/16 09:41	05/22/16 00:01	1
Cobalt	0.12	U	0.50	0.12	ug/L		05/13/16 09:41	05/22/16 00:01	1
Copper	1.7	U	5.0	1.7	ug/L		05/13/16 09:41	05/22/16 00:01	1
Lead	0.98	U	2.5	0.98	ug/L		05/13/16 09:41	05/22/16 00:01	1
Manganese	1.8	U	5.0	1.8	ug/L		05/13/16 09:41	05/22/16 00:01	1
Nickel	1.9	U	5.0	1.9	ug/L		05/13/16 09:41	05/22/16 00:01	1
Selenium	1.0	U	2.5	1.0	ug/L		05/13/16 09:41	05/22/16 00:01	1
Silver	0.10	U	1.0	0.10	ug/L		05/13/16 09:41	05/22/16 00:01	1
Thallium	0.49	U	1.0	0.49	ug/L		05/13/16 09:41	05/22/16 00:01	1
Vanadium	5.3	U	10	5.3	ug/L		05/13/16 09:41	05/22/16 00:01	1
Zinc	**59**		20	9.6	ug/L		05/13/16 09:41	05/22/16 00:01	1

Method: 7470A - Mercury (CVAA)

Analyte	Result	Qualifier	RL	MDL	Unit	D	Prepared	Analyzed	Dil Fac
Mercury	0.080	U	0.20	0.080	ug/L		05/12/16 16:16	05/15/16 14:06	1

General Chemistry

Analyte	Result	Qualifier	RL	MDL	Unit	D	Prepared	Analyzed	Dil Fac
Cyanide, Total	0.0025	U	0.010	0.0025	mg/L		05/19/16 08:00	05/19/16 11:53	1

Client Sample Results

Client: Weston Solutions, Inc.
Project/Site: DAS R34842

TestAmerica Job ID: 680-125120-1

Client Sample ID: C0AH6

Date Collected: 05/10/16 15:45
Date Received: 05/11/16 09:37

Lab Sample ID: 680-125120-8

Matrix: Water

Method: 8270D LL - Semivolatile Organic Compounds by GC/MS - Low Level

Analyte	Result	Qualifier	RL	MDL	Unit	D	Prepared	Analyzed	Dil Fac
1-Methylnaphthalene	0.39	U F1 F2	0.79	0.39	ug/L		05/13/16 16:27	05/16/16 23:07	1
2-Methylnaphthalene	0.099	U * F1 F2	0.20	0.099	ug/L		05/13/16 16:27	05/16/16 23:07	1
Acenaphthene	0.099	U F2	0.20	0.099	ug/L		05/13/16 16:27	05/16/16 23:07	1
Acenaphthylene	0.099	U	0.20	0.099	ug/L		05/13/16 16:27	05/16/16 23:07	1
Anthracene	0.099	U	0.20	0.099	ug/L		05/13/16 16:27	05/16/16 23:07	1
Benzo[a]anthracene	0.099	U	0.20	0.099	ug/L		05/13/16 16:27	05/16/16 23:07	1
Benzo[a]pyrene	0.099	U	0.20	0.099	ug/L		05/13/16 16:27	05/16/16 23:07	1
Benzo[b]fluoranthene	0.099	U *	0.20	0.099	ug/L		05/13/16 16:27	05/16/16 23:07	1
Benzo[g,h,i]perylene	0.099	U	0.20	0.099	ug/L		05/13/16 16:27	05/16/16 23:07	1
Benzo[k]fluoranthene	0.099	U *	0.20	0.099	ug/L		05/13/16 16:27	05/16/16 23:07	1
Chrysene	**0.17**	**J**	0.20	0.044	ug/L		05/13/16 16:27	05/16/16 23:07	1
Dibenz(a,h)anthracene	0.099	U	0.20	0.099	ug/L		05/13/16 16:27	05/16/16 23:07	1
Fluoranthene	**0.31**		0.20	0.099	ug/L		05/13/16 16:27	05/16/16 23:07	1
Fluorene	0.099	U	0.20	0.099	ug/L		05/13/16 16:27	05/16/16 23:07	1
Indeno[1,2,3-cd]pyrene	0.099	U	0.20	0.099	ug/L		05/13/16 16:27	05/16/16 23:07	1
Naphthalene	0.099	U * F1 F2	0.20	0.099	ug/L		05/13/16 16:27	05/16/16 23:07	1
Phenanthrene	**0.22**		0.20	0.099	ug/L		05/13/16 16:27	05/16/16 23:07	1
Pyrene	**0.23**		0.20	0.099	ug/L		05/13/16 16:27	05/16/16 23:07	1

Surrogate	*%Recovery*	*Qualifier*	*Limits*	*Prepared*	*Analyzed*	*Dil Fac*
2,4,6-Tribromophenol (Surr)	*90*		*48 - 123*	*05/13/16 16:27*	*05/16/16 23:07*	*1*
2-Fluorophenol (Surr)	*74*		*32 - 100*	*05/13/16 16:27*	*05/16/16 23:07*	*1*
Phenol-d5 (Surr)	*70*		*34 - 101*	*05/13/16 16:27*	*05/16/16 23:07*	*1*
Nitrobenzene-d5 (Surr)	*87*		*43 - 107*	*05/13/16 16:27*	*05/16/16 23:07*	*1*
2-Fluorobiphenyl (Surr)	*80*		*43 - 105*	*05/13/16 16:27*	*05/16/16 23:07*	*1*
Terphenyl-d14 (Surr)	*80*		*20 - 112*	*05/13/16 16:27*	*05/16/16 23:07*	*1*

Method: 8270D - Semivolatile Organic Compounds (GC/MS)

Analyte	Result	Qualifier	RL	MDL	Unit	D	Prepared	Analyzed	Dil Fac
1,1'-Biphenyl	0.58	U	10	0.58	ug/L		05/12/16 15:40	05/14/16 20:15	1
1,2,4,5-Tetrachlorobenzene	0.76	U	10	0.76	ug/L		05/12/16 15:40	05/14/16 20:15	1
1,4-Dioxane	3.4	U	10	3.4	ug/L		05/12/16 15:40	05/14/16 20:15	1
2,2'-Oxybis(1-chloropropane)	0.78	U	10	0.78	ug/L		05/12/16 15:40	05/14/16 20:15	1
2,3,4,6-Tetrachlorophenol	0.72	U	10	0.72	ug/L		05/12/16 15:40	05/14/16 20:15	1
2,4,5-Trichlorophenol	1.2	U	10	1.2	ug/L		05/12/16 15:40	05/14/16 20:15	1
2,4,6-Trichlorophenol	0.85	U	10	0.85	ug/L		05/12/16 15:40	05/14/16 20:15	1
2,4-Dichlorophenol	1.1	U	10	1.1	ug/L		05/12/16 15:40	05/14/16 20:15	1
2,4-Dimethylphenol	4.0	U	10	4.0	ug/L		05/12/16 15:40	05/14/16 20:15	1
2,4-Dinitrophenol	10	U	50	10	ug/L		05/12/16 15:40	05/14/16 20:15	1
2,4-Dinitrotoluene	1.2	U	10	1.2	ug/L		05/12/16 15:40	05/14/16 20:15	1
2,6-Dinitrotoluene	1.1	U	10	1.1	ug/L		05/12/16 15:40	05/14/16 20:15	1
2-Chloronaphthalene	0.80	U	10	0.80	ug/L		05/12/16 15:40	05/14/16 20:15	1
2-Chlorophenol	0.87	U	10	0.87	ug/L		05/12/16 15:40	05/14/16 20:15	1
2-Methylnaphthalene	0.78	U	10	0.78	ug/L		05/12/16 15:40	05/14/16 20:15	1
2-Methylphenol	0.89	U	10	0.89	ug/L		05/12/16 15:40	05/14/16 20:15	1
2-Nitroaniline	1.3	U	50	1.3	ug/L		05/12/16 15:40	05/14/16 20:15	1
2-Nitrophenol	0.76	U	10	0.76	ug/L		05/12/16 15:40	05/14/16 20:15	1
3 & 4 Methylphenol	1.3	U	10	1.3	ug/L		05/12/16 15:40	05/14/16 20:15	1
3,3'-Dichlorobenzidine	30	U	60	30	ug/L		05/12/16 15:40	05/14/16 20:15	1
3-Nitroaniline	5.0	U	50	5.0	ug/L		05/12/16 15:40	05/14/16 20:15	1

Client Sample Results

Client: Weston Solutions, Inc.
Project/Site: DAS R34842

TestAmerica Job ID: 680-125120-1

Client Sample ID: C0AH6

Date Collected: 05/10/16 15:45
Date Received: 05/11/16 09:37

Lab Sample ID: 680-125120-8

Matrix: Water

Method: 8270D - Semivolatile Organic Compounds (GC/MS) (Continued)

Analyte	Result	Qualifier	RL	MDL	Unit	D	Prepared	Analyzed	Dil Fac
4,6-Dinitro-2-methylphenol	10	U	50	10	ug/L		05/12/16 15:40	05/14/16 20:15	1
4-Bromophenyl phenyl ether	0.77	U	10	0.77	ug/L		05/12/16 15:40	05/14/16 20:15	1
4-Chloro-3-methylphenol	1.0	U	10	1.0	ug/L		05/12/16 15:40	05/14/16 20:15	1
4-Chloroaniline	2.2	U	20	2.2	ug/L		05/12/16 15:40	05/14/16 20:15	1
4-Chlorophenyl phenyl ether	0.84	U	10	0.84	ug/L		05/12/16 15:40	05/14/16 20:15	1
4-Nitroaniline	5.0	U	50	5.0	ug/L		05/12/16 15:40	05/14/16 20:15	1
4-Nitrophenol	1.9	U	50	1.9	ug/L		05/12/16 15:40	05/14/16 20:15	1
Acenaphthene	0.76	U	10	0.76	ug/L		05/12/16 15:40	05/14/16 20:15	1
Acenaphthylene	0.85	U	10	0.85	ug/L		05/12/16 15:40	05/14/16 20:15	1
Acetophenone	0.57	U	10	0.57	ug/L		05/12/16 15:40	05/14/16 20:15	1
Anthracene	0.69	U	10	0.69	ug/L		05/12/16 15:40	05/14/16 20:15	1
Atrazine	1.2	U	10	1.2	ug/L		05/12/16 15:40	05/14/16 20:15	1
Benzaldehyde	1.1	U	10	1.1	ug/L		05/12/16 15:40	05/14/16 20:15	1
Benzo[a]anthracene	0.55	U	10	0.55	ug/L		05/12/16 15:40	05/14/16 20:15	1
Benzo[a]pyrene	0.71	U	10	0.71	ug/L		05/12/16 15:40	05/14/16 20:15	1
Benzo[b]fluoranthene	2.6	U	10	2.6	ug/L		05/12/16 15:40	05/14/16 20:15	1
Benzo[g,h,i]perylene	0.87	U	10	0.87	ug/L		05/12/16 15:40	05/14/16 20:15	1
Benzo[k]fluoranthene	1.2	U	10	1.2	ug/L		05/12/16 15:40	05/14/16 20:15	1
Bis(2-chloroethoxy)methane	0.94	U	10	0.94	ug/L		05/12/16 15:40	05/14/16 20:15	1
Bis(2-chloroethyl)ether	1.1	U	10	1.1	ug/L		05/12/16 15:40	05/14/16 20:15	1
Bis(2-ethylhexyl) phthalate	1.6	U	10	1.6	ug/L		05/12/16 15:40	05/14/16 20:15	1
Butyl benzyl phthalate	1.2	U	10	1.2	ug/L		05/12/16 15:40	05/14/16 20:15	1
Caprolactam	0.79	U	10	0.79	ug/L		05/12/16 15:40	05/14/16 20:15	1
Carbazole	0.71	U	10	0.71	ug/L		05/12/16 15:40	05/14/16 20:15	1
Chrysene	0.51	U	10	0.51	ug/L		05/12/16 15:40	05/14/16 20:15	1
Dibenz(a,h)anthracene	1.0	U	10	1.0	ug/L		05/12/16 15:40	05/14/16 20:15	1
Dibenzofuran	0.79	U	10	0.79	ug/L		05/12/16 15:40	05/14/16 20:15	1
Diethyl phthalate	0.88	U	10	0.88	ug/L		05/12/16 15:40	05/14/16 20:15	1
Dimethyl phthalate	0.99	U	10	0.99	ug/L		05/12/16 15:40	05/14/16 20:15	1
Di-n-butyl phthalate	0.83	U	10	0.83	ug/L		05/12/16 15:40	05/14/16 20:15	1
Di-n-octyl phthalate	1.4	U	10	1.4	ug/L		05/12/16 15:40	05/14/16 20:15	1
Fluoranthene	0.74	U	10	0.74	ug/L		05/12/16 15:40	05/14/16 20:15	1
Fluorene	0.96	U	10	0.96	ug/L		05/12/16 15:40	05/14/16 20:15	1
Hexachlorobenzene	0.79	U	10	0.79	ug/L		05/12/16 15:40	05/14/16 20:15	1
Hexachlorobutadiene	0.62	U	10	0.62	ug/L		05/12/16 15:40	05/14/16 20:15	1
Hexachlorocyclopentadiene	2.5	U	10	2.5	ug/L		05/12/16 15:40	05/14/16 20:15	1
Hexachloroethane	0.76	U	10	0.76	ug/L		05/12/16 15:40	05/14/16 20:15	1
Indeno[1,2,3-cd]pyrene	1.0	U	10	1.0	ug/L		05/12/16 15:40	05/14/16 20:15	1
Isophorone	0.90	U	10	0.90	ug/L		05/12/16 15:40	05/14/16 20:15	1
Naphthalene	0.70	U	10	0.70	ug/L		05/12/16 15:40	05/14/16 20:15	1
Nitrobenzene	0.73	U	10	0.73	ug/L		05/12/16 15:40	05/14/16 20:15	1
N-Nitrosodi-n-propylamine	0.72	U	10	0.72	ug/L		05/12/16 15:40	05/14/16 20:15	1
N-Nitrosodiphenylamine	0.92	U	10	0.92	ug/L		05/12/16 15:40	05/14/16 20:15	1
Pentachlorophenol	2.0	U	50	2.0	ug/L		05/12/16 15:40	05/14/16 20:15	1
Phenanthrene	0.77	U	10	0.77	ug/L		05/12/16 15:40	05/14/16 20:15	1
Phenol	0.83	U	10	0.83	ug/L		05/12/16 15:40	05/14/16 20:15	1
Pyrene	0.63	U	10	0.63	ug/L		05/12/16 15:40	05/14/16 20:15	1

Surrogate	*%Recovery*	*Qualifier*	*Limits*	*Prepared*	*Analyzed*	*Dil Fac*
2,4,6-Tribromophenol	*50*		*39 - 124*	*05/12/16 15:40*	*05/14/16 20:15*	*1*

Client Sample Results

Client: Weston Solutions, Inc.
Project/Site: DAS R34842

TestAmerica Job ID: 680-125120-1

Client Sample ID: C0AH6

Date Collected: 05/10/16 15:45
Date Received: 05/11/16 09:37

Lab Sample ID: 680-125120-8

Matrix: Water

Method: 8270D - Semivolatile Organic Compounds (GC/MS) (Continued)

Surrogate	%Recovery	Qualifier	Limits	Prepared	Analyzed	Dil Fac
2-Fluorobiphenyl	45		32 - 113	05/12/16 15:40	05/14/16 20:15	1
2-Fluorophenol	41		26 - 109	05/12/16 15:40	05/14/16 20:15	1
Nitrobenzene-d5	51		32 - 118	05/12/16 15:40	05/14/16 20:15	1
Phenol-d5	42		27 - 110	05/12/16 15:40	05/14/16 20:15	1
Terphenyl-d14	19		10 - 126	05/12/16 15:40	05/14/16 20:15	1

Client Sample Results

Client: Weston Solutions, Inc.
Project/Site: DAS R34842

TestAmerica Job ID: 680-125120-1

Client Sample ID: C0AH9

Date Collected: 05/10/16 15:50
Date Received: 05/11/16 09:37

Lab Sample ID: 680-125120-9

Matrix: Water

Method: 8270D LL - Semivolatile Organic Compounds by GC/MS - Low Level

Analyte	Result	Qualifier	RL	MDL	Unit	D	Prepared	Analyzed	Dil Fac
1-Methylnaphthalene	0.40	U	0.81	0.40	ug/L		05/13/16 16:27	05/16/16 23:29	1
2-Methylnaphthalene	0.10	U *	0.20	0.10	ug/L		05/13/16 16:27	05/16/16 23:29	1
Acenaphthene	**0.12**	**J**	0.20	0.10	ug/L		05/13/16 16:27	05/16/16 23:29	1
Acenaphthylene	0.10	U	0.20	0.10	ug/L		05/13/16 16:27	05/16/16 23:29	1
Anthracene	**0.12**	**J**	0.20	0.10	ug/L		05/13/16 16:27	05/16/16 23:29	1
Benzo[a]anthracene	**0.12**	**J**	0.20	0.10	ug/L		05/13/16 16:27	05/16/16 23:29	1
Benzo[a]pyrene	0.10	U	0.20	0.10	ug/L		05/13/16 16:27	05/16/16 23:29	1
Benzo[b]fluoranthene	0.10	U *	0.20	0.10	ug/L		05/13/16 16:27	05/16/16 23:29	1
Benzo[g,h,i]perylene	0.10	U	0.20	0.10	ug/L		05/13/16 16:27	05/16/16 23:29	1
Benzo[k]fluoranthene	0.10	U *	0.20	0.10	ug/L		05/13/16 16:27	05/16/16 23:29	1
Chrysene	**0.11**	**J**	0.20	0.045	ug/L		05/13/16 16:27	05/16/16 23:29	1
Dibenz(a,h)anthracene	0.10	U	0.20	0.10	ug/L		05/13/16 16:27	05/16/16 23:29	1
Fluoranthene	**0.26**		0.20	0.10	ug/L		05/13/16 16:27	05/16/16 23:29	1
Fluorene	0.10	U	0.20	0.10	ug/L		05/13/16 16:27	05/16/16 23:29	1
Indeno[1,2,3-cd]pyrene	0.10	U	0.20	0.10	ug/L		05/13/16 16:27	05/16/16 23:29	1
Naphthalene	0.10	U *	0.20	0.10	ug/L		05/13/16 16:27	05/16/16 23:29	1
Phenanthrene	**0.18**	**J**	0.20	0.10	ug/L		05/13/16 16:27	05/16/16 23:29	1
Pyrene	**0.19**	**J**	0.20	0.10	ug/L		05/13/16 16:27	05/16/16 23:29	1

Surrogate	*%Recovery*	*Qualifier*	*Limits*	*Prepared*	*Analyzed*	*Dil Fac*
2,4,6-Tribromophenol (Surr)	*98*		*48 - 123*	*05/13/16 16:27*	*05/16/16 23:29*	*1*
2-Fluorophenol (Surr)	*82*		*32 - 100*	*05/13/16 16:27*	*05/16/16 23:29*	*1*
Phenol-d5 (Surr)	*81*		*34 - 101*	*05/13/16 16:27*	*05/16/16 23:29*	*1*
Nitrobenzene-d5 (Surr)	*100*		*43 - 107*	*05/13/16 16:27*	*05/16/16 23:29*	*1*
2-Fluorobiphenyl (Surr)	*102*		*43 - 105*	*05/13/16 16:27*	*05/16/16 23:29*	*1*
Terphenyl-d14 (Surr)	*82*		*20 - 112*	*05/13/16 16:27*	*05/16/16 23:29*	*1*

Method: 8270D - Semivolatile Organic Compounds (GC/MS)

Analyte	Result	Qualifier	RL	MDL	Unit	D	Prepared	Analyzed	Dil Fac
1,1'-Biphenyl	0.58	U	10	0.58	ug/L		05/12/16 15:40	05/14/16 20:35	1
1,2,4,5-Tetrachlorobenzene	0.76	U	10	0.76	ug/L		05/12/16 15:40	05/14/16 20:35	1
1,4-Dioxane	3.4	U	10	3.4	ug/L		05/12/16 15:40	05/14/16 20:35	1
2,2'-Oxybis(1-chloropropane)	0.78	U	10	0.78	ug/L		05/12/16 15:40	05/14/16 20:35	1
2,3,4,6-Tetrachlorophenol	0.72	U	10	0.72	ug/L		05/12/16 15:40	05/14/16 20:35	1
2,4,5-Trichlorophenol	1.2	U	10	1.2	ug/L		05/12/16 15:40	05/14/16 20:35	1
2,4,6-Trichlorophenol	0.85	U	10	0.85	ug/L		05/12/16 15:40	05/14/16 20:35	1
2,4-Dichlorophenol	1.1	U	10	1.1	ug/L		05/12/16 15:40	05/14/16 20:35	1
2,4-Dimethylphenol	4.0	U	10	4.0	ug/L		05/12/16 15:40	05/14/16 20:35	1
2,4-Dinitrophenol	10	U	50	10	ug/L		05/12/16 15:40	05/14/16 20:35	1
2,4-Dinitrotoluene	1.2	U	10	1.2	ug/L		05/12/16 15:40	05/14/16 20:35	1
2,6-Dinitrotoluene	1.1	U	10	1.1	ug/L		05/12/16 15:40	05/14/16 20:35	1
2-Chloronaphthalene	0.80	U	10	0.80	ug/L		05/12/16 15:40	05/14/16 20:35	1
2-Chlorophenol	0.87	U	10	0.87	ug/L		05/12/16 15:40	05/14/16 20:35	1
2-Methylnaphthalene	0.78	U	10	0.78	ug/L		05/12/16 15:40	05/14/16 20:35	1
2-Methylphenol	0.89	U	10	0.89	ug/L		05/12/16 15:40	05/14/16 20:35	1
2-Nitroaniline	1.3	U	50	1.3	ug/L		05/12/16 15:40	05/14/16 20:35	1
2-Nitrophenol	0.76	U	10	0.76	ug/L		05/12/16 15:40	05/14/16 20:35	1
3 & 4 Methylphenol	1.3	U	10	1.3	ug/L		05/12/16 15:40	05/14/16 20:35	1
3,3'-Dichlorobenzidine	30	U	60	30	ug/L		05/12/16 15:40	05/14/16 20:35	1
3-Nitroaniline	5.0	U	50	5.0	ug/L		05/12/16 15:40	05/14/16 20:35	1

Client Sample ID: C0AH9

Date Collected: 05/10/16 15:50
Date Received: 05/11/16 09:37

Lab Sample ID: 680-125120-9

Matrix: Water

Method: 8270D - Semivolatile Organic Compounds (GC/MS) (Continued)

Analyte	Result	Qualifier	RL	MDL	Unit	D	Prepared	Analyzed	Dil Fac
4,6-Dinitro-2-methylphenol	10	U	50	10	ug/L		05/12/16 15:40	05/14/16 20:35	1
4-Bromophenyl phenyl ether	0.77	U	10	0.77	ug/L		05/12/16 15:40	05/14/16 20:35	1
4-Chloro-3-methylphenol	1.0	U	10	1.0	ug/L		05/12/16 15:40	05/14/16 20:35	1
4-Chloroaniline	2.2	U	20	2.2	ug/L		05/12/16 15:40	05/14/16 20:35	1
4-Chlorophenyl phenyl ether	0.84	U	10	0.84	ug/L		05/12/16 15:40	05/14/16 20:35	1
4-Nitroaniline	5.0	U	50	5.0	ug/L		05/12/16 15:40	05/14/16 20:35	1
4-Nitrophenol	1.9	U	50	1.9	ug/L		05/12/16 15:40	05/14/16 20:35	1
Acenaphthene	0.76	U	10	0.76	ug/L		05/12/16 15:40	05/14/16 20:35	1
Acenaphthylene	0.85	U	10	0.85	ug/L		05/12/16 15:40	05/14/16 20:35	1
Acetophenone	0.57	U	10	0.57	ug/L		05/12/16 15:40	05/14/16 20:35	1
Anthracene	0.69	U	10	0.69	ug/L		05/12/16 15:40	05/14/16 20:35	1
Atrazine	1.2	U	10	1.2	ug/L		05/12/16 15:40	05/14/16 20:35	1
Benzaldehyde	1.1	U	10	1.1	ug/L		05/12/16 15:40	05/14/16 20:35	1
Benzo[a]anthracene	0.55	U	10	0.55	ug/L		05/12/16 15:40	05/14/16 20:35	1
Benzo[a]pyrene	0.71	U	10	0.71	ug/L		05/12/16 15:40	05/14/16 20:35	1
Benzo[b]fluoranthene	2.6	U	10	2.6	ug/L		05/12/16 15:40	05/14/16 20:35	1
Benzo[g,h,i]perylene	0.87	U	10	0.87	ug/L		05/12/16 15:40	05/14/16 20:35	1
Benzo[k]fluoranthene	1.2	U	10	1.2	ug/L		05/12/16 15:40	05/14/16 20:35	1
Bis(2-chloroethoxy)methane	0.94	U	10	0.94	ug/L		05/12/16 15:40	05/14/16 20:35	1
Bis(2-chloroethyl)ether	1.1	U	10	1.1	ug/L		05/12/16 15:40	05/14/16 20:35	1
Bis(2-ethylhexyl) phthalate	1.6	U	10	1.6	ug/L		05/12/16 15:40	05/14/16 20:35	1
Butyl benzyl phthalate	1.2	U	10	1.2	ug/L		05/12/16 15:40	05/14/16 20:35	1
Caprolactam	0.79	U	10	0.79	ug/L		05/12/16 15:40	05/14/16 20:35	1
Carbazole	0.71	U	10	0.71	ug/L		05/12/16 15:40	05/14/16 20:35	1
Chrysene	0.51	U	10	0.51	ug/L		05/12/16 15:40	05/14/16 20:35	1
Dibenz(a,h)anthracene	1.0	U	10	1.0	ug/L		05/12/16 15:40	05/14/16 20:35	1
Dibenzofuran	0.79	U	10	0.79	ug/L		05/12/16 15:40	05/14/16 20:35	1
Diethyl phthalate	0.88	U	10	0.88	ug/L		05/12/16 15:40	05/14/16 20:35	1
Dimethyl phthalate	0.99	U	10	0.99	ug/L		05/12/16 15:40	05/14/16 20:35	1
Di-n-butyl phthalate	0.83	U	10	0.83	ug/L		05/12/16 15:40	05/14/16 20:35	1
Di-n-octyl phthalate	1.4	U	10	1.4	ug/L		05/12/16 15:40	05/14/16 20:35	1
Fluoranthene	0.74	U	10	0.74	ug/L		05/12/16 15:40	05/14/16 20:35	1
Fluorene	0.96	U	10	0.96	ug/L		05/12/16 15:40	05/14/16 20:35	1
Hexachlorobenzene	0.79	U	10	0.79	ug/L		05/12/16 15:40	05/14/16 20:35	1
Hexachlorobutadiene	0.62	U	10	0.62	ug/L		05/12/16 15:40	05/14/16 20:35	1
Hexachlorocyclopentadiene	2.5	U	10	2.5	ug/L		05/12/16 15:40	05/14/16 20:35	1
Hexachloroethane	0.76	U	10	0.76	ug/L		05/12/16 15:40	05/14/16 20:35	1
Indeno[1,2,3-cd]pyrene	1.0	U	10	1.0	ug/L		05/12/16 15:40	05/14/16 20:35	1
Isophorone	0.90	U	10	0.90	ug/L		05/12/16 15:40	05/14/16 20:35	1
Naphthalene	0.70	U	10	0.70	ug/L		05/12/16 15:40	05/14/16 20:35	1
Nitrobenzene	0.73	U	10	0.73	ug/L		05/12/16 15:40	05/14/16 20:35	1
N-Nitrosodi-n-propylamine	0.72	U	10	0.72	ug/L		05/12/16 15:40	05/14/16 20:35	1
N-Nitrosodiphenylamine	0.92	U	10	0.92	ug/L		05/12/16 15:40	05/14/16 20:35	1
Pentachlorophenol	2.0	U	50	2.0	ug/L		05/12/16 15:40	05/14/16 20:35	1
Phenanthrene	0.77	U	10	0.77	ug/L		05/12/16 15:40	05/14/16 20:35	1
Phenol	0.83	U	10	0.83	ug/L		05/12/16 15:40	05/14/16 20:35	1
Pyrene	0.63	U	10	0.63	ug/L		05/12/16 15:40	05/14/16 20:35	1

Surrogate	*%Recovery*	*Qualifier*	*Limits*	*Prepared*	*Analyzed*	*Dil Fac*
2,4,6-Tribromophenol	*56*		*39 - 124*	*05/12/16 15:40*	*05/14/16 20:35*	*1*

Client Sample Results

Client: Weston Solutions, Inc.
Project/Site: DAS R34842

TestAmerica Job ID: 680-125120-1

Client Sample ID: C0AH9

Date Collected: 05/10/16 15:50
Date Received: 05/11/16 09:37

Lab Sample ID: 680-125120-9

Matrix: Water

Method: 8270D - Semivolatile Organic Compounds (GC/MS) (Continued)

Surrogate	%Recovery	Qualifier	Limits	Prepared	Analyzed	Dil Fac
2-Fluorobiphenyl	52		32 - 113	05/12/16 15:40	05/14/16 20:35	1
2-Fluorophenol	44		26 - 109	05/12/16 15:40	05/14/16 20:35	1
Nitrobenzene-d5	54		32 - 118	05/12/16 15:40	05/14/16 20:35	1
Phenol-d5	47		27 - 110	05/12/16 15:40	05/14/16 20:35	1
Terphenyl-d14	23		10 - 126	05/12/16 15:40	05/14/16 20:35	1

Client Sample Results

Client: Weston Solutions, Inc.
Project/Site: DAS R34842

TestAmerica Job ID: 680-125120-1

Client Sample ID: MC0AH6

Date Collected: 05/10/16 15:45
Date Received: 05/11/16 09:37

Lab Sample ID: 680-125120-10

Matrix: Water

Method: 6010C - Metals (ICP)

Analyte	Result	Qualifier	RL	MDL	Unit	D	Prepared	Analyzed	Dil Fac
Aluminum	**97**	**J**	200	24	ug/L		05/13/16 09:41	05/16/16 19:08	1
Calcium	**110000**	**B**	500	25	ug/L		05/13/16 09:41	05/16/16 19:08	1
Iron	**16000**		50	17	ug/L		05/13/16 09:41	05/16/16 19:08	1
Magnesium	**190000**		500	33	ug/L		05/13/16 09:41	05/16/16 19:08	1
Potassium	**84000**		10000	170	ug/L		05/13/16 09:41	05/17/16 18:04	10
Sodium	**2100000**		100000	48000	ug/L		05/13/16 09:41	05/17/16 18:09	100

Method: 6020A - Metals (ICP/MS)

Analyte	Result	Qualifier	RL	MDL	Unit	D	Prepared	Analyzed	Dil Fac
Antimony	0.50	U	5.0	0.50	ug/L		05/13/16 09:41	05/22/16 00:06	1
Arsenic	1.5	U	3.0	1.5	ug/L		05/13/16 09:41	05/22/16 00:06	1
Barium	**290**		5.0	0.61	ug/L		05/13/16 09:41	05/22/16 00:06	1
Beryllium	0.17	U	0.50	0.17	ug/L		05/13/16 09:41	05/22/16 00:06	1
Cadmium	0.15	U	0.50	0.15	ug/L		05/13/16 09:41	05/22/16 00:06	1
Chromium	1.6	U	5.0	1.6	ug/L		05/13/16 09:41	05/22/16 00:06	1
Cobalt	**0.81**		0.50	0.12	ug/L		05/13/16 09:41	05/22/16 00:06	1
Copper	1.7	U	5.0	1.7	ug/L		05/13/16 09:41	05/22/16 00:06	1
Lead	**2.8**		2.5	0.98	ug/L		05/13/16 09:41	05/22/16 00:06	1
Manganese	**280**		5.0	1.8	ug/L		05/13/16 09:41	05/22/16 00:06	1
Nickel	1.9	U	5.0	1.9	ug/L		05/13/16 09:41	05/22/16 00:06	1
Selenium	1.0	U	2.5	1.0	ug/L		05/13/16 09:41	05/22/16 00:06	1
Silver	0.10	U	1.0	0.10	ug/L		05/13/16 09:41	05/22/16 00:06	1
Thallium	0.49	U	1.0	0.49	ug/L		05/13/16 09:41	05/22/16 00:06	1
Vanadium	5.3	U	10	5.3	ug/L		05/13/16 09:41	05/22/16 00:06	1
Zinc	9.6	U	20	9.6	ug/L		05/13/16 09:41	05/22/16 00:06	1

Method: 7470A - Mercury (CVAA)

Analyte	Result	Qualifier	RL	MDL	Unit	D	Prepared	Analyzed	Dil Fac
Mercury	0.080	U	0.20	0.080	ug/L		05/12/16 16:16	05/15/16 14:15	1

General Chemistry

Analyte	Result	Qualifier	RL	MDL	Unit	D	Prepared	Analyzed	Dil Fac
Cyanide, Total	0.0025	U	0.010	0.0025	mg/L		05/19/16 08:00	05/19/16 11:56	1

Client Sample Results

Client: Weston Solutions, Inc.
Project/Site: DAS R34842

TestAmerica Job ID: 680-125120-1

Client Sample ID: MC0AH7

Date Collected: 05/10/16 15:45
Date Received: 05/11/16 09:37

Lab Sample ID: 680-125120-11

Matrix: Water

Method: 6010C - Metals (ICP) - Dissolved

Analyte	Result	Qualifier	RL	MDL	Unit	D	Prepared	Analyzed	Dil Fac
Aluminum, Dissolved	**26**	**J**	200	24	ug/L		05/12/16 09:33	05/17/16 02:12	1
Calcium, Dissolved	**110000**		500	25	ug/L		05/12/16 09:33	05/17/16 02:12	1
Iron, Dissolved	**16000**		50	17	ug/L		05/12/16 09:33	05/17/16 02:12	1
Magnesium, Dissolved	**180000**		500	33	ug/L		05/12/16 09:33	05/17/16 02:12	1
Potassium, Dissolved	**89000**		10000	170	ug/L		05/12/16 09:33	05/17/16 19:41	10
Sodium, Dissolved	**2000000**		100000	48000	ug/L		05/12/16 09:33	05/17/16 19:46	100

Method: 6020A - Metals (ICP/MS) - Dissolved

Analyte	Result	Qualifier	RL	MDL	Unit	D	Prepared	Analyzed	Dil Fac
Antimony, Dissolved	0.50	U	5.0	0.50	ug/L		05/12/16 09:33	05/22/16 02:24	1
Arsenic, Dissolved	1.5	U	3.0	1.5	ug/L		05/12/16 09:33	05/22/16 02:24	1
Barium, Dissolved	**290**		5.0	0.61	ug/L		05/12/16 09:33	05/22/16 02:24	1
Beryllium, Dissolved	0.17	U ^	0.50	0.17	ug/L		05/12/16 09:33	05/22/16 02:24	1
Cadmium, Dissolved	0.15	U	0.50	0.15	ug/L		05/12/16 09:33	05/22/16 02:24	1
Chromium, Dissolved	1.6	U	5.0	1.6	ug/L		05/12/16 09:33	05/22/16 02:24	1
Cobalt, Dissolved	**0.93**		0.50	0.12	ug/L		05/12/16 09:33	05/22/16 02:24	1
Copper, Dissolved	1.7	U	5.0	1.7	ug/L		05/12/16 09:33	05/22/16 02:24	1
Lead, Dissolved	0.98	U	2.5	0.98	ug/L		05/12/16 09:33	05/22/16 02:24	1
Manganese, Dissolved	**270**		5.0	1.8	ug/L		05/12/16 09:33	05/22/16 02:24	1
Nickel, Dissolved	1.9	U	5.0	1.9	ug/L		05/12/16 09:33	05/22/16 02:24	1
Selenium, Dissolved	1.0	U	2.5	1.0	ug/L		05/12/16 09:33	05/22/16 02:24	1
Silver, Dissolved	0.10	U	1.0	0.10	ug/L		05/12/16 09:33	05/22/16 02:24	1
Thallium, Dissolved	0.49	U	1.0	0.49	ug/L		05/12/16 09:33	05/22/16 02:24	1
Vanadium, Dissolved	5.3	U	10	5.3	ug/L		05/12/16 09:33	05/22/16 02:24	1
Zinc, Dissolved	9.6	U	20	9.6	ug/L		05/12/16 09:33	05/22/16 02:24	1

Method: 7470A - Mercury (CVAA) - Dissolved

Analyte	Result	Qualifier	RL	MDL	Unit	D	Prepared	Analyzed	Dil Fac
Mercury, Dissolved	0.080	U	0.20	0.080	ug/L		05/12/16 16:16	05/15/16 14:18	1

Client Sample Results

Client: Weston Solutions, Inc.
Project/Site: DAS R34842

TestAmerica Job ID: 680-125120-1

Client Sample ID: MC0AH8

Date Collected: 05/10/16 15:50
Date Received: 05/11/16 09:37

Lab Sample ID: 680-125120-12

Matrix: Water

Method: 6010C - Metals (ICP) - Dissolved

Analyte	Result	Qualifier	RL	MDL	Unit	D	Prepared	Analyzed	Dil Fac
Aluminum, Dissolved	**30**	**J**	200	24	ug/L		05/12/16 09:33	05/17/16 02:17	1
Calcium, Dissolved	**110000**		500	25	ug/L		05/12/16 09:33	05/17/16 02:17	1
Iron, Dissolved	**16000**		50	17	ug/L		05/12/16 09:33	05/17/16 02:17	1
Magnesium, Dissolved	**190000**		500	33	ug/L		05/12/16 09:33	05/17/16 02:17	1
Potassium, Dissolved	**88000**		10000	170	ug/L		05/12/16 09:33	05/17/16 19:51	10
Sodium, Dissolved	**2100000**		100000	48000	ug/L		05/12/16 09:33	05/17/16 19:56	100

Method: 6020A - Metals (ICP/MS) - Dissolved

Analyte	Result	Qualifier	RL	MDL	Unit	D	Prepared	Analyzed	Dil Fac
Antimony, Dissolved	0.50	U	5.0	0.50	ug/L		05/12/16 09:33	05/22/16 02:29	1
Arsenic, Dissolved	1.5	U	3.0	1.5	ug/L		05/12/16 09:33	05/22/16 02:29	1
Barium, Dissolved	**290**		5.0	0.61	ug/L		05/12/16 09:33	05/22/16 02:29	1
Beryllium, Dissolved	0.17	U ^	0.50	0.17	ug/L		05/12/16 09:33	05/22/16 02:29	1
Cadmium, Dissolved	0.15	U	0.50	0.15	ug/L		05/12/16 09:33	05/22/16 02:29	1
Chromium, Dissolved	1.6	U	5.0	1.6	ug/L		05/12/16 09:33	05/22/16 02:29	1
Cobalt, Dissolved	**0.98**		0.50	0.12	ug/L		05/12/16 09:33	05/22/16 02:29	1
Copper, Dissolved	**44**		5.0	1.7	ug/L		05/12/16 09:33	05/22/16 02:29	1
Lead, Dissolved	0.98	U	2.5	0.98	ug/L		05/12/16 09:33	05/22/16 02:29	1
Manganese, Dissolved	**270**		5.0	1.8	ug/L		05/12/16 09:33	05/22/16 02:29	1
Nickel, Dissolved	1.9	U	5.0	1.9	ug/L		05/12/16 09:33	05/22/16 02:29	1
Selenium, Dissolved	1.0	U	2.5	1.0	ug/L		05/12/16 09:33	05/22/16 02:29	1
Silver, Dissolved	0.10	U	1.0	0.10	ug/L		05/12/16 09:33	05/22/16 02:29	1
Thallium, Dissolved	0.49	U	1.0	0.49	ug/L		05/12/16 09:33	05/22/16 02:29	1
Vanadium, Dissolved	5.3	U	10	5.3	ug/L		05/12/16 09:33	05/22/16 02:29	1
Zinc, Dissolved	9.6	U	20	9.6	ug/L		05/12/16 09:33	05/22/16 02:29	1

Method: 7470A - Mercury (CVAA) - Dissolved

Analyte	Result	Qualifier	RL	MDL	Unit	D	Prepared	Analyzed	Dil Fac
Mercury, Dissolved	0.080	U	0.20	0.080	ug/L		05/12/16 16:16	05/15/16 14:21	1

Client Sample Results

Client: Weston Solutions, Inc.
Project/Site: DAS R34842

TestAmerica Job ID: 680-125120-1

Client Sample ID: MC0AH9

Date Collected: 05/10/16 15:50
Date Received: 05/11/16 09:37

Lab Sample ID: 680-125120-13

Matrix: Water

Method: 6010C - Metals (ICP)

Analyte	Result	Qualifier	RL	MDL	Unit	D	Prepared	Analyzed	Dil Fac
Aluminum	**100**	**J**	200	24	ug/L		05/13/16 09:41	05/16/16 19:13	1
Calcium	**110000**	**B**	500	25	ug/L		05/13/16 09:41	05/16/16 19:13	1
Iron	**16000**		50	17	ug/L		05/13/16 09:41	05/16/16 19:13	1
Magnesium	**190000**		500	33	ug/L		05/13/16 09:41	05/16/16 19:13	1
Potassium	**90000**		10000	170	ug/L		05/13/16 09:41	05/17/16 18:14	10
Sodium	**2000000**		100000	48000	ug/L		05/13/16 09:41	05/17/16 18:18	100

Method: 6020A - Metals (ICP/MS)

Analyte	Result	Qualifier	RL	MDL	Unit	D	Prepared	Analyzed	Dil Fac
Antimony	0.50	U	5.0	0.50	ug/L		05/13/16 09:41	05/22/16 00:11	1
Arsenic	1.5	U	3.0	1.5	ug/L		05/13/16 09:41	05/22/16 00:11	1
Barium	**280**		5.0	0.61	ug/L		05/13/16 09:41	05/22/16 00:11	1
Beryllium	0.17	U	0.50	0.17	ug/L		05/13/16 09:41	05/22/16 00:11	1
Cadmium	0.15	U	0.50	0.15	ug/L		05/13/16 09:41	05/22/16 00:11	1
Chromium	1.6	U	5.0	1.6	ug/L		05/13/16 09:41	05/22/16 00:11	1
Cobalt	**0.84**		0.50	0.12	ug/L		05/13/16 09:41	05/22/16 00:11	1
Copper	1.7	U	5.0	1.7	ug/L		05/13/16 09:41	05/22/16 00:11	1
Lead	**2.6**		2.5	0.98	ug/L		05/13/16 09:41	05/22/16 00:11	1
Manganese	**280**		5.0	1.8	ug/L		05/13/16 09:41	05/22/16 00:11	1
Nickel	1.9	U	5.0	1.9	ug/L		05/13/16 09:41	05/22/16 00:11	1
Selenium	1.0	U	2.5	1.0	ug/L		05/13/16 09:41	05/22/16 00:11	1
Silver	0.10	U	1.0	0.10	ug/L		05/13/16 09:41	05/22/16 00:11	1
Thallium	0.49	U	1.0	0.49	ug/L		05/13/16 09:41	05/22/16 00:11	1
Vanadium	5.3	U	10	5.3	ug/L		05/13/16 09:41	05/22/16 00:11	1
Zinc	9.6	U	20	9.6	ug/L		05/13/16 09:41	05/22/16 00:11	1

Method: 7470A - Mercury (CVAA)

Analyte	Result	Qualifier	RL	MDL	Unit	D	Prepared	Analyzed	Dil Fac
Mercury	0.080	U	0.20	0.080	ug/L		05/12/16 16:16	05/15/16 14:24	1

General Chemistry

Analyte	Result	Qualifier	RL	MDL	Unit	D	Prepared	Analyzed	Dil Fac
Cyanide, Total	**0.0049**	**J**	0.010	0.0025	mg/L		05/19/16 08:00	05/19/16 11:57	1

Client Sample Results

Client: Weston Solutions, Inc.
Project/Site: DAS R34842

TestAmerica Job ID: 680-125120-1

Client Sample ID: C0AH0

Date Collected: 05/10/16 14:25
Date Received: 05/11/16 09:37

Lab Sample ID: 680-125120-14

Matrix: Water

Method: 8270D LL - Semivolatile Organic Compounds by GC/MS - Low Level

Analyte	Result	Qualifier	RL	MDL	Unit	D	Prepared	Analyzed	Dil Fac
1-Methylnaphthalene	0.38	U	0.75	0.38	ug/L		05/13/16 16:27	05/16/16 23:51	1
2-Methylnaphthalene	0.094	U *	0.19	0.094	ug/L		05/13/16 16:27	05/16/16 23:51	1
Acenaphthene	**0.16**	**J**	0.19	0.094	ug/L		05/13/16 16:27	05/16/16 23:51	1
Acenaphthylene	0.094	U	0.19	0.094	ug/L		05/13/16 16:27	05/16/16 23:51	1
Anthracene	0.094	U	0.19	0.094	ug/L		05/13/16 16:27	05/16/16 23:51	1
Benzo[a]anthracene	0.094	U	0.19	0.094	ug/L		05/13/16 16:27	05/16/16 23:51	1
Benzo[a]pyrene	0.094	U	0.19	0.094	ug/L		05/13/16 16:27	05/16/16 23:51	1
Benzo[b]fluoranthene	0.094	U *	0.19	0.094	ug/L		05/13/16 16:27	05/16/16 23:51	1
Benzo[g,h,i]perylene	0.094	U	0.19	0.094	ug/L		05/13/16 16:27	05/16/16 23:51	1
Benzo[k]fluoranthene	0.094	U *	0.19	0.094	ug/L		05/13/16 16:27	05/16/16 23:51	1
Chrysene	0.042	U	0.19	0.042	ug/L		05/13/16 16:27	05/16/16 23:51	1
Dibenz(a,h)anthracene	0.094	U	0.19	0.094	ug/L		05/13/16 16:27	05/16/16 23:51	1
Fluoranthene	**0.75**		0.19	0.094	ug/L		05/13/16 16:27	05/16/16 23:51	1
Fluorene	0.094	U	0.19	0.094	ug/L		05/13/16 16:27	05/16/16 23:51	1
Indeno[1,2,3-cd]pyrene	0.094	U	0.19	0.094	ug/L		05/13/16 16:27	05/16/16 23:51	1
Naphthalene	**0.11**	**J ***	0.19	0.094	ug/L		05/13/16 16:27	05/16/16 23:51	1
Phenanthrene	**0.18**	**J**	0.19	0.094	ug/L		05/13/16 16:27	05/16/16 23:51	1
Pyrene	**0.48**		0.19	0.094	ug/L		05/13/16 16:27	05/16/16 23:51	1

Surrogate	*%Recovery*	*Qualifier*	*Limits*	*Prepared*	*Analyzed*	*Dil Fac*
2,4,6-Tribromophenol (Surr)	*100*		*48 - 123*	*05/13/16 16:27*	*05/16/16 23:51*	*1*
2-Fluorophenol (Surr)	*88*		*32 - 100*	*05/13/16 16:27*	*05/16/16 23:51*	*1*
Phenol-d5 (Surr)	*88*		*34 - 101*	*05/13/16 16:27*	*05/16/16 23:51*	*1*
Nitrobenzene-d5 (Surr)	*100*		*43 - 107*	*05/13/16 16:27*	*05/16/16 23:51*	*1*
2-Fluorobiphenyl (Surr)	*103*		*43 - 105*	*05/13/16 16:27*	*05/16/16 23:51*	*1*
Terphenyl-d14 (Surr)	*94*		*20 - 112*	*05/13/16 16:27*	*05/16/16 23:51*	*1*

Method: 8270D - Semivolatile Organic Compounds (GC/MS)

Analyte	Result	Qualifier	RL	MDL	Unit	D	Prepared	Analyzed	Dil Fac
1,1'-Biphenyl	0.56	U	9.7	0.56	ug/L		05/12/16 15:40	05/14/16 20:56	1
1,2,4,5-Tetrachlorobenzene	0.74	U	9.7	0.74	ug/L		05/12/16 15:40	05/14/16 20:56	1
1,4-Dioxane	3.3	U	9.7	3.3	ug/L		05/12/16 15:40	05/14/16 20:56	1
2,2'-Oxybis(1-chloropropane)	0.76	U	9.7	0.76	ug/L		05/12/16 15:40	05/14/16 20:56	1
2,3,4,6-Tetrachlorophenol	0.70	U	9.7	0.70	ug/L		05/12/16 15:40	05/14/16 20:56	1
2,4,5-Trichlorophenol	1.2	U	9.7	1.2	ug/L		05/12/16 15:40	05/14/16 20:56	1
2,4,6-Trichlorophenol	0.82	U	9.7	0.82	ug/L		05/12/16 15:40	05/14/16 20:56	1
2,4-Dichlorophenol	1.1	U	9.7	1.1	ug/L		05/12/16 15:40	05/14/16 20:56	1
2,4-Dimethylphenol	3.9	U	9.7	3.9	ug/L		05/12/16 15:40	05/14/16 20:56	1
2,4-Dinitrophenol	9.7	U	48	9.7	ug/L		05/12/16 15:40	05/14/16 20:56	1
2,4-Dinitrotoluene	1.2	U	9.7	1.2	ug/L		05/12/16 15:40	05/14/16 20:56	1
2,6-Dinitrotoluene	1.1	U	9.7	1.1	ug/L		05/12/16 15:40	05/14/16 20:56	1
2-Chloronaphthalene	0.78	U	9.7	0.78	ug/L		05/12/16 15:40	05/14/16 20:56	1
2-Chlorophenol	0.84	U	9.7	0.84	ug/L		05/12/16 15:40	05/14/16 20:56	1
2-Methylnaphthalene	0.76	U	9.7	0.76	ug/L		05/12/16 15:40	05/14/16 20:56	1
2-Methylphenol	0.86	U	9.7	0.86	ug/L		05/12/16 15:40	05/14/16 20:56	1
2-Nitroaniline	1.3	U	48	1.3	ug/L		05/12/16 15:40	05/14/16 20:56	1
2-Nitrophenol	0.74	U	9.7	0.74	ug/L		05/12/16 15:40	05/14/16 20:56	1
3 & 4 Methylphenol	1.3	U	9.7	1.3	ug/L		05/12/16 15:40	05/14/16 20:56	1
3,3'-Dichlorobenzidine	29	U	58	29	ug/L		05/12/16 15:40	05/14/16 20:56	1
3-Nitroaniline	4.8	U	48	4.8	ug/L		05/12/16 15:40	05/14/16 20:56	1

Client Sample Results

Client: Weston Solutions, Inc.
Project/Site: DAS R34842

TestAmerica Job ID: 680-125120-1

Client Sample ID: C0AH0

Date Collected: 05/10/16 14:25
Date Received: 05/11/16 09:37

Lab Sample ID: 680-125120-14

Matrix: Water

Method: 8270D - Semivolatile Organic Compounds (GC/MS) (Continued)

Analyte	Result	Qualifier	RL	MDL	Unit	D	Prepared	Analyzed	Dil Fac
4,6-Dinitro-2-methylphenol	9.7	U	48	9.7	ug/L		05/12/16 15:40	05/14/16 20:56	1
4-Bromophenyl phenyl ether	0.75	U	9.7	0.75	ug/L		05/12/16 15:40	05/14/16 20:56	1
4-Chloro-3-methylphenol	0.97	U	9.7	0.97	ug/L		05/12/16 15:40	05/14/16 20:56	1
4-Chloroaniline	2.1	U	19	2.1	ug/L		05/12/16 15:40	05/14/16 20:56	1
4-Chlorophenyl phenyl ether	0.81	U	9.7	0.81	ug/L		05/12/16 15:40	05/14/16 20:56	1
4-Nitroaniline	4.8	U	48	4.8	ug/L		05/12/16 15:40	05/14/16 20:56	1
4-Nitrophenol	1.8	U	48	1.8	ug/L		05/12/16 15:40	05/14/16 20:56	1
Acenaphthene	0.74	U	9.7	0.74	ug/L		05/12/16 15:40	05/14/16 20:56	1
Acenaphthylene	0.82	U	9.7	0.82	ug/L		05/12/16 15:40	05/14/16 20:56	1
Acetophenone	0.55	U	9.7	0.55	ug/L		05/12/16 15:40	05/14/16 20:56	1
Anthracene	0.67	U	9.7	0.67	ug/L		05/12/16 15:40	05/14/16 20:56	1
Atrazine	1.2	U	9.7	1.2	ug/L		05/12/16 15:40	05/14/16 20:56	1
Benzaldehyde	1.1	U	9.7	1.1	ug/L		05/12/16 15:40	05/14/16 20:56	1
Benzo[a]anthracene	0.53	U	9.7	0.53	ug/L		05/12/16 15:40	05/14/16 20:56	1
Benzo[a]pyrene	0.69	U	9.7	0.69	ug/L		05/12/16 15:40	05/14/16 20:56	1
Benzo[b]fluoranthene	2.5	U	9.7	2.5	ug/L		05/12/16 15:40	05/14/16 20:56	1
Benzo[g,h,i]perylene	0.84	U	9.7	0.84	ug/L		05/12/16 15:40	05/14/16 20:56	1
Benzo[k]fluoranthene	1.2	U	9.7	1.2	ug/L		05/12/16 15:40	05/14/16 20:56	1
Bis(2-chloroethoxy)methane	0.91	U	9.7	0.91	ug/L		05/12/16 15:40	05/14/16 20:56	1
Bis(2-chloroethyl)ether	1.1	U	9.7	1.1	ug/L		05/12/16 15:40	05/14/16 20:56	1
Bis(2-ethylhexyl) phthalate	1.6	U	9.7	1.6	ug/L		05/12/16 15:40	05/14/16 20:56	1
Butyl benzyl phthalate	1.2	U	9.7	1.2	ug/L		05/12/16 15:40	05/14/16 20:56	1
Caprolactam	0.77	U	9.7	0.77	ug/L		05/12/16 15:40	05/14/16 20:56	1
Carbazole	0.69	U	9.7	0.69	ug/L		05/12/16 15:40	05/14/16 20:56	1
Chrysene	0.49	U	9.7	0.49	ug/L		05/12/16 15:40	05/14/16 20:56	1
Dibenz(a,h)anthracene	0.97	U	9.7	0.97	ug/L		05/12/16 15:40	05/14/16 20:56	1
Dibenzofuran	0.77	U	9.7	0.77	ug/L		05/12/16 15:40	05/14/16 20:56	1
Diethyl phthalate	0.85	U	9.7	0.85	ug/L		05/12/16 15:40	05/14/16 20:56	1
Dimethyl phthalate	0.96	U	9.7	0.96	ug/L		05/12/16 15:40	05/14/16 20:56	1
Di-n-butyl phthalate	0.80	U	9.7	0.80	ug/L		05/12/16 15:40	05/14/16 20:56	1
Di-n-octyl phthalate	1.4	U	9.7	1.4	ug/L		05/12/16 15:40	05/14/16 20:56	1
Fluoranthene	0.72	U	9.7	0.72	ug/L		05/12/16 15:40	05/14/16 20:56	1
Fluorene	0.93	U	9.7	0.93	ug/L		05/12/16 15:40	05/14/16 20:56	1
Hexachlorobenzene	0.77	U	9.7	0.77	ug/L		05/12/16 15:40	05/14/16 20:56	1
Hexachlorobutadiene	0.60	U	9.7	0.60	ug/L		05/12/16 15:40	05/14/16 20:56	1
Hexachlorocyclopentadiene	2.4	U	9.7	2.4	ug/L		05/12/16 15:40	05/14/16 20:56	1
Hexachloroethane	0.74	U	9.7	0.74	ug/L		05/12/16 15:40	05/14/16 20:56	1
Indeno[1,2,3-cd]pyrene	0.97	U	9.7	0.97	ug/L		05/12/16 15:40	05/14/16 20:56	1
Isophorone	0.87	U	9.7	0.87	ug/L		05/12/16 15:40	05/14/16 20:56	1
Naphthalene	0.68	U	9.7	0.68	ug/L		05/12/16 15:40	05/14/16 20:56	1
Nitrobenzene	0.71	U	9.7	0.71	ug/L		05/12/16 15:40	05/14/16 20:56	1
N-Nitrosodi-n-propylamine	0.70	U	9.7	0.70	ug/L		05/12/16 15:40	05/14/16 20:56	1
N-Nitrosodiphenylamine	0.89	U	9.7	0.89	ug/L		05/12/16 15:40	05/14/16 20:56	1
Pentachlorophenol	1.9	U	48	1.9	ug/L		05/12/16 15:40	05/14/16 20:56	1
Phenanthrene	0.75	U	9.7	0.75	ug/L		05/12/16 15:40	05/14/16 20:56	1
Phenol	0.80	U	9.7	0.80	ug/L		05/12/16 15:40	05/14/16 20:56	1
Pyrene	0.61	U	9.7	0.61	ug/L		05/12/16 15:40	05/14/16 20:56	1

Surrogate	*%Recovery*	*Qualifier*	*Limits*	*Prepared*	*Analyzed*	*Dil Fac*
2,4,6-Tribromophenol	*53*		*39 - 124*	*05/12/16 15:40*	*05/14/16 20:56*	*1*

Client Sample Results

Client: Weston Solutions, Inc.
Project/Site: DAS R34842

TestAmerica Job ID: 680-125120-1

Client Sample ID: C0AH0

Date Collected: 05/10/16 14:25
Date Received: 05/11/16 09:37

Lab Sample ID: 680-125120-14

Matrix: Water

Method: 8270D - Semivolatile Organic Compounds (GC/MS) (Continued)

Surrogate	%Recovery	Qualifier	Limits	Prepared	Analyzed	Dil Fac
2-Fluorobiphenyl	48		32 - 113	05/12/16 15:40	05/14/16 20:56	1
2-Fluorophenol	45		26 - 109	05/12/16 15:40	05/14/16 20:56	1
Nitrobenzene-d5	56		32 - 118	05/12/16 15:40	05/14/16 20:56	1
Phenol-d5	46		27 - 110	05/12/16 15:40	05/14/16 20:56	1
Terphenyl-d14	16		10 - 126	05/12/16 15:40	05/14/16 20:56	1

Client Sample Results

Client: Weston Solutions, Inc.
Project/Site: DAS R34842

TestAmerica Job ID: 680-125120-1

Client Sample ID: MC0AH0

Date Collected: 05/10/16 14:25
Date Received: 05/11/16 09:37

Lab Sample ID: 680-125120-15

Matrix: Water

Method: 6010C - Metals (ICP)

Analyte	Result	Qualifier	RL	MDL	Unit	D	Prepared	Analyzed	Dil Fac
Aluminum	**94**	**J**	200	24	ug/L		05/13/16 09:41	05/16/16 18:50	1
Calcium	**190000**	**B**	500	25	ug/L		05/13/16 09:41	05/16/16 18:50	1
Iron	**480**		50	17	ug/L		05/13/16 09:41	05/16/16 18:50	1
Magnesium	**360000**		500	33	ug/L		05/13/16 09:41	05/16/16 18:50	1
Potassium	**160000**		10000	170	ug/L		05/13/16 09:41	05/17/16 17:32	10
Sodium	**3300000**		100000	48000	ug/L		05/13/16 09:41	05/17/16 17:47	100

Method: 6020A - Metals (ICP/MS)

Analyte	Result	Qualifier	RL	MDL	Unit	D	Prepared	Analyzed	Dil Fac
Antimony	0.50	U	5.0	0.50	ug/L		05/13/16 09:41	05/21/16 23:25	1
Arsenic	1.5	U	3.0	1.5	ug/L		05/13/16 09:41	05/21/16 23:25	1
Barium	**130**		5.0	0.61	ug/L		05/13/16 09:41	05/21/16 23:25	1
Beryllium	0.17	U	0.50	0.17	ug/L		05/13/16 09:41	05/21/16 23:25	1
Cadmium	0.15	U	0.50	0.15	ug/L		05/13/16 09:41	05/21/16 23:25	1
Chromium	1.6	U	5.0	1.6	ug/L		05/13/16 09:41	05/21/16 23:25	1
Cobalt	**0.12**	**J**	0.50	0.12	ug/L		05/13/16 09:41	05/21/16 23:25	1
Copper	1.7	U	5.0	1.7	ug/L		05/13/16 09:41	05/21/16 23:25	1
Lead	0.98	U	2.5	0.98	ug/L		05/13/16 09:41	05/21/16 23:25	1
Manganese	**290**		5.0	1.8	ug/L		05/13/16 09:41	05/21/16 23:25	1
Nickel	1.9	U	5.0	1.9	ug/L		05/13/16 09:41	05/21/16 23:25	1
Selenium	**1.2**	**J**	2.5	1.0	ug/L		05/13/16 09:41	05/21/16 23:25	1
Silver	0.10	U	1.0	0.10	ug/L		05/13/16 09:41	05/21/16 23:25	1
Thallium	0.49	U	1.0	0.49	ug/L		05/13/16 09:41	05/21/16 23:25	1
Vanadium	5.3	U	10	5.3	ug/L		05/13/16 09:41	05/21/16 23:25	1
Zinc	9.6	U	20	9.6	ug/L		05/13/16 09:41	05/21/16 23:25	1

Method: 7470A - Mercury (CVAA)

Analyte	Result	Qualifier	RL	MDL	Unit	D	Prepared	Analyzed	Dil Fac
Mercury	0.080	U	0.20	0.080	ug/L		05/12/16 16:16	05/15/16 14:27	1

General Chemistry

Analyte	Result	Qualifier	RL	MDL	Unit	D	Prepared	Analyzed	Dil Fac
Cyanide, Total	0.0025	U	0.010	0.0025	mg/L		05/19/16 08:00	05/19/16 11:59	1

Client Sample Results

Client: Weston Solutions, Inc.
Project/Site: DAS R34842

TestAmerica Job ID: 680-125120-1

Client Sample ID: MC0AH1

Date Collected: 05/10/16 14:25
Date Received: 05/11/16 09:37

Lab Sample ID: 680-125120-16

Matrix: Water

Method: 6010C - Metals (ICP) - Dissolved

Analyte	Result	Qualifier	RL	MDL	Unit	D	Prepared	Analyzed	Dil Fac
Aluminum, Dissolved	**31**	**J**	200	24	ug/L		05/12/16 09:33	05/17/16 01:48	1
Calcium, Dissolved	**180000**		500	25	ug/L		05/12/16 09:33	05/17/16 01:48	1
Iron, Dissolved	**270**		50	17	ug/L		05/12/16 09:33	05/17/16 01:48	1
Magnesium, Dissolved	**350000**		500	33	ug/L		05/12/16 09:33	05/17/16 01:48	1
Potassium, Dissolved	**160000**		10000	170	ug/L		05/12/16 09:33	05/17/16 19:02	10
Sodium, Dissolved	**3100000**		100000	48000	ug/L		05/12/16 09:33	05/17/16 19:17	100

Method: 6020A - Metals (ICP/MS) - Dissolved

Analyte	Result	Qualifier	RL	MDL	Unit	D	Prepared	Analyzed	Dil Fac
Antimony, Dissolved	0.50	U	5.0	0.50	ug/L		05/12/16 09:33	05/22/16 01:48	1
Arsenic, Dissolved	1.5	U	3.0	1.5	ug/L		05/12/16 09:33	05/22/16 01:48	1
Barium, Dissolved	**130**		5.0	0.61	ug/L		05/12/16 09:33	05/22/16 01:48	1
Beryllium, Dissolved	0.17	U	0.50	0.17	ug/L		05/12/16 09:33	05/22/16 01:48	1
Cadmium, Dissolved	0.15	U	0.50	0.15	ug/L		05/12/16 09:33	05/22/16 01:48	1
Chromium, Dissolved	1.6	U	5.0	1.6	ug/L		05/12/16 09:33	05/22/16 01:48	1
Cobalt, Dissolved	0.12	U	0.50	0.12	ug/L		05/12/16 09:33	05/22/16 01:48	1
Copper, Dissolved	1.7	U	5.0	1.7	ug/L		05/12/16 09:33	05/22/16 01:48	1
Lead, Dissolved	0.98	U	2.5	0.98	ug/L		05/12/16 09:33	05/22/16 01:48	1
Manganese, Dissolved	**280**		5.0	1.8	ug/L		05/12/16 09:33	05/22/16 01:48	1
Nickel, Dissolved	**2.3**	**J**	5.0	1.9	ug/L		05/12/16 09:33	05/22/16 01:48	1
Selenium, Dissolved	1.0	U	2.5	1.0	ug/L		05/12/16 09:33	05/22/16 01:48	1
Silver, Dissolved	0.10	U	1.0	0.10	ug/L		05/12/16 09:33	05/22/16 01:48	1
Thallium, Dissolved	0.49	U	1.0	0.49	ug/L		05/12/16 09:33	05/22/16 01:48	1
Vanadium, Dissolved	5.3	U	10	5.3	ug/L		05/12/16 09:33	05/22/16 01:48	1
Zinc, Dissolved	9.6	U	20	9.6	ug/L		05/12/16 09:33	05/22/16 01:48	1

Method: 7470A - Mercury (CVAA) - Dissolved

Analyte	Result	Qualifier	RL	MDL	Unit	D	Prepared	Analyzed	Dil Fac
Mercury, Dissolved	0.080	U	0.20	0.080	ug/L		05/12/16 16:16	05/15/16 14:42	1

Client Sample Results

Client: Weston Solutions, Inc.
Project/Site: DAS R34842

TestAmerica Job ID: 680-125120-1

Client Sample ID: C0AH4

Date Collected: 05/10/16 17:05
Date Received: 05/11/16 09:37

Lab Sample ID: 680-125120-17

Matrix: Water

Method: 8270D LL - Semivolatile Organic Compounds by GC/MS - Low Level

Analyte	Result	Qualifier	RL	MDL	Unit	D	Prepared	Analyzed	Dil Fac
1-Methylnaphthalene	0.44	U	0.88	0.44	ug/L		05/13/16 16:27	05/17/16 00:14	1
2-Methylnaphthalene	0.11	U *	0.22	0.11	ug/L		05/13/16 16:27	05/17/16 00:14	1
Acenaphthene	0.11	U	0.22	0.11	ug/L		05/13/16 16:27	05/17/16 00:14	1
Acenaphthylene	0.11	U	0.22	0.11	ug/L		05/13/16 16:27	05/17/16 00:14	1
Anthracene	0.11	U	0.22	0.11	ug/L		05/13/16 16:27	05/17/16 00:14	1
Benzo[a]anthracene	0.11	U	0.22	0.11	ug/L		05/13/16 16:27	05/17/16 00:14	1
Benzo[a]pyrene	0.11	U	0.22	0.11	ug/L		05/13/16 16:27	05/17/16 00:14	1
Benzo[b]fluoranthene	0.11	U *	0.22	0.11	ug/L		05/13/16 16:27	05/17/16 00:14	1
Benzo[g,h,i]perylene	0.11	U	0.22	0.11	ug/L		05/13/16 16:27	05/17/16 00:14	1
Benzo[k]fluoranthene	0.11	U *	0.22	0.11	ug/L		05/13/16 16:27	05/17/16 00:14	1
Chrysene	0.050	U	0.22	0.050	ug/L		05/13/16 16:27	05/17/16 00:14	1
Dibenz(a,h)anthracene	0.11	U	0.22	0.11	ug/L		05/13/16 16:27	05/17/16 00:14	1
Fluoranthene	0.11	U	0.22	0.11	ug/L		05/13/16 16:27	05/17/16 00:14	1
Fluorene	0.11	U	0.22	0.11	ug/L		05/13/16 16:27	05/17/16 00:14	1
Indeno[1,2,3-cd]pyrene	0.11	U	0.22	0.11	ug/L		05/13/16 16:27	05/17/16 00:14	1
Naphthalene	0.11	U *	0.22	0.11	ug/L		05/13/16 16:27	05/17/16 00:14	1
Phenanthrene	0.11	U	0.22	0.11	ug/L		05/13/16 16:27	05/17/16 00:14	1
Pyrene	0.11	U	0.22	0.11	ug/L		05/13/16 16:27	05/17/16 00:14	1

Surrogate	*%Recovery*	*Qualifier*	*Limits*	*Prepared*	*Analyzed*	*Dil Fac*
2,4,6-Tribromophenol (Surr)	*84*		*48 - 123*	*05/13/16 16:27*	*05/17/16 00:14*	*1*
2-Fluorophenol (Surr)	*82*		*32 - 100*	*05/13/16 16:27*	*05/17/16 00:14*	*1*
Phenol-d5 (Surr)	*75*		*34 - 101*	*05/13/16 16:27*	*05/17/16 00:14*	*1*
Nitrobenzene-d5 (Surr)	*99*		*43 - 107*	*05/13/16 16:27*	*05/17/16 00:14*	*1*
2-Fluorobiphenyl (Surr)	*101*		*43 - 105*	*05/13/16 16:27*	*05/17/16 00:14*	*1*
Terphenyl-d14 (Surr)	*114*	*X*	*20 - 112*	*05/13/16 16:27*	*05/17/16 00:14*	*1*

Method: 8270D - Semivolatile Organic Compounds (GC/MS)

Analyte	Result	Qualifier	RL	MDL	Unit	D	Prepared	Analyzed	Dil Fac
1,1'-Biphenyl	0.57	U	9.9	0.57	ug/L		05/12/16 15:40	05/14/16 21:16	1
1,2,4,5-Tetrachlorobenzene	0.75	U	9.9	0.75	ug/L		05/12/16 15:40	05/14/16 21:16	1
1,4-Dioxane	3.4	U	9.9	3.4	ug/L		05/12/16 15:40	05/14/16 21:16	1
2,2'-Oxybis(1-chloropropane)	0.77	U	9.9	0.77	ug/L		05/12/16 15:40	05/14/16 21:16	1
2,3,4,6-Tetrachlorophenol	0.71	U	9.9	0.71	ug/L		05/12/16 15:40	05/14/16 21:16	1
2,4,5-Trichlorophenol	1.2	U	9.9	1.2	ug/L		05/12/16 15:40	05/14/16 21:16	1
2,4,6-Trichlorophenol	0.84	U	9.9	0.84	ug/L		05/12/16 15:40	05/14/16 21:16	1
2,4-Dichlorophenol	1.1	U	9.9	1.1	ug/L		05/12/16 15:40	05/14/16 21:16	1
2,4-Dimethylphenol	4.0	U	9.9	4.0	ug/L		05/12/16 15:40	05/14/16 21:16	1
2,4-Dinitrophenol	9.9	U	50	9.9	ug/L		05/12/16 15:40	05/14/16 21:16	1
2,4-Dinitrotoluene	1.2	U	9.9	1.2	ug/L		05/12/16 15:40	05/14/16 21:16	1
2,6-Dinitrotoluene	1.1	U	9.9	1.1	ug/L		05/12/16 15:40	05/14/16 21:16	1
2-Chloronaphthalene	0.79	U	9.9	0.79	ug/L		05/12/16 15:40	05/14/16 21:16	1
2-Chlorophenol	0.86	U	9.9	0.86	ug/L		05/12/16 15:40	05/14/16 21:16	1
2-Methylnaphthalene	0.77	U	9.9	0.77	ug/L		05/12/16 15:40	05/14/16 21:16	1
2-Methylphenol	0.88	U	9.9	0.88	ug/L		05/12/16 15:40	05/14/16 21:16	1
2-Nitroaniline	1.3	U	50	1.3	ug/L		05/12/16 15:40	05/14/16 21:16	1
2-Nitrophenol	0.75	U	9.9	0.75	ug/L		05/12/16 15:40	05/14/16 21:16	1
3 & 4 Methylphenol	1.3	U	9.9	1.3	ug/L		05/12/16 15:40	05/14/16 21:16	1
3,3'-Dichlorobenzidine	30	U	59	30	ug/L		05/12/16 15:40	05/14/16 21:16	1
3-Nitroaniline	5.0	U	50	5.0	ug/L		05/12/16 15:40	05/14/16 21:16	1

Client Sample Results

Client: Weston Solutions, Inc.
Project/Site: DAS R34842

TestAmerica Job ID: 680-125120-1

Client Sample ID: C0AH4

Date Collected: 05/10/16 17:05
Date Received: 05/11/16 09:37

Lab Sample ID: 680-125120-17

Matrix: Water

Method: 8270D - Semivolatile Organic Compounds (GC/MS) (Continued)

Analyte	Result	Qualifier	RL	MDL	Unit	D	Prepared	Analyzed	Dil Fac
4,6-Dinitro-2-methylphenol	9.9	U	50	9.9	ug/L		05/12/16 15:40	05/14/16 21:16	1
4-Bromophenyl phenyl ether	0.76	U	9.9	0.76	ug/L		05/12/16 15:40	05/14/16 21:16	1
4-Chloro-3-methylphenol	0.99	U	9.9	0.99	ug/L		05/12/16 15:40	05/14/16 21:16	1
4-Chloroaniline	2.2	U	20	2.2	ug/L		05/12/16 15:40	05/14/16 21:16	1
4-Chlorophenyl phenyl ether	0.83	U	9.9	0.83	ug/L		05/12/16 15:40	05/14/16 21:16	1
4-Nitroaniline	5.0	U	50	5.0	ug/L		05/12/16 15:40	05/14/16 21:16	1
4-Nitrophenol	1.9	U	50	1.9	ug/L		05/12/16 15:40	05/14/16 21:16	1
Acenaphthene	0.75	U	9.9	0.75	ug/L		05/12/16 15:40	05/14/16 21:16	1
Acenaphthylene	0.84	U	9.9	0.84	ug/L		05/12/16 15:40	05/14/16 21:16	1
Acetophenone	0.57	U	9.9	0.57	ug/L		05/12/16 15:40	05/14/16 21:16	1
Anthracene	0.68	U	9.9	0.68	ug/L		05/12/16 15:40	05/14/16 21:16	1
Atrazine	1.2	U	9.9	1.2	ug/L		05/12/16 15:40	05/14/16 21:16	1
Benzaldehyde	1.1	U	9.9	1.1	ug/L		05/12/16 15:40	05/14/16 21:16	1
Benzo[a]anthracene	0.55	U	9.9	0.55	ug/L		05/12/16 15:40	05/14/16 21:16	1
Benzo[a]pyrene	0.70	U	9.9	0.70	ug/L		05/12/16 15:40	05/14/16 21:16	1
Benzo[b]fluoranthene	2.6	U	9.9	2.6	ug/L		05/12/16 15:40	05/14/16 21:16	1
Benzo[g,h,i]perylene	0.86	U	9.9	0.86	ug/L		05/12/16 15:40	05/14/16 21:16	1
Benzo[k]fluoranthene	1.2	U	9.9	1.2	ug/L		05/12/16 15:40	05/14/16 21:16	1
Bis(2-chloroethoxy)methane	0.93	U	9.9	0.93	ug/L		05/12/16 15:40	05/14/16 21:16	1
Bis(2-chloroethyl)ether	1.1	U	9.9	1.1	ug/L		05/12/16 15:40	05/14/16 21:16	1
Bis(2-ethylhexyl) phthalate	1.6	U	9.9	1.6	ug/L		05/12/16 15:40	05/14/16 21:16	1
Butyl benzyl phthalate	1.2	U	9.9	1.2	ug/L		05/12/16 15:40	05/14/16 21:16	1
Caprolactam	0.78	U	9.9	0.78	ug/L		05/12/16 15:40	05/14/16 21:16	1
Carbazole	0.70	U	9.9	0.70	ug/L		05/12/16 15:40	05/14/16 21:16	1
Chrysene	0.51	U	9.9	0.51	ug/L		05/12/16 15:40	05/14/16 21:16	1
Dibenz(a,h)anthracene	0.99	U	9.9	0.99	ug/L		05/12/16 15:40	05/14/16 21:16	1
Dibenzofuran	0.78	U	9.9	0.78	ug/L		05/12/16 15:40	05/14/16 21:16	1
Diethyl phthalate	0.87	U	9.9	0.87	ug/L		05/12/16 15:40	05/14/16 21:16	1
Dimethyl phthalate	0.98	U	9.9	0.98	ug/L		05/12/16 15:40	05/14/16 21:16	1
Di-n-butyl phthalate	0.82	U	9.9	0.82	ug/L		05/12/16 15:40	05/14/16 21:16	1
Di-n-octyl phthalate	1.4	U	9.9	1.4	ug/L		05/12/16 15:40	05/14/16 21:16	1
Fluoranthene	0.73	U	9.9	0.73	ug/L		05/12/16 15:40	05/14/16 21:16	1
Fluorene	0.95	U	9.9	0.95	ug/L		05/12/16 15:40	05/14/16 21:16	1
Hexachlorobenzene	0.78	U	9.9	0.78	ug/L		05/12/16 15:40	05/14/16 21:16	1
Hexachlorobutadiene	0.61	U	9.9	0.61	ug/L		05/12/16 15:40	05/14/16 21:16	1
Hexachlorocyclopentadiene	2.5	U	9.9	2.5	ug/L		05/12/16 15:40	05/14/16 21:16	1
Hexachloroethane	0.75	U	9.9	0.75	ug/L		05/12/16 15:40	05/14/16 21:16	1
Indeno[1,2,3-cd]pyrene	0.99	U	9.9	0.99	ug/L		05/12/16 15:40	05/14/16 21:16	1
Isophorone	0.89	U	9.9	0.89	ug/L		05/12/16 15:40	05/14/16 21:16	1
Naphthalene	0.69	U	9.9	0.69	ug/L		05/12/16 15:40	05/14/16 21:16	1
Nitrobenzene	0.72	U	9.9	0.72	ug/L		05/12/16 15:40	05/14/16 21:16	1
N-Nitrosodi-n-propylamine	0.71	U	9.9	0.71	ug/L		05/12/16 15:40	05/14/16 21:16	1
N-Nitrosodiphenylamine	0.91	U	9.9	0.91	ug/L		05/12/16 15:40	05/14/16 21:16	1
Pentachlorophenol	2.0	U	50	2.0	ug/L		05/12/16 15:40	05/14/16 21:16	1
Phenanthrene	0.76	U	9.9	0.76	ug/L		05/12/16 15:40	05/14/16 21:16	1
Phenol	0.82	U	9.9	0.82	ug/L		05/12/16 15:40	05/14/16 21:16	1
Pyrene	0.62	U	9.9	0.62	ug/L		05/12/16 15:40	05/14/16 21:16	1

Surrogate	*%Recovery*	*Qualifier*	*Limits*	*Prepared*	*Analyzed*	*Dil Fac*
2,4,6-Tribromophenol	*35*	*X*	*39 - 124*	*05/12/16 15:40*	*05/14/16 21:16*	*1*

Client Sample Results

Client: Weston Solutions, Inc.
Project/Site: DAS R34842

TestAmerica Job ID: 680-125120-1

Client Sample ID: C0AH4

Date Collected: 05/10/16 17:05
Date Received: 05/11/16 09:37

Lab Sample ID: 680-125120-17

Matrix: Water

Method: 8270D - Semivolatile Organic Compounds (GC/MS) (Continued)

Surrogate	%Recovery	Qualifier	Limits	Prepared	Analyzed	Dil Fac
2-Fluorobiphenyl	35		32 - 113	05/12/16 15:40	05/14/16 21:16	1
2-Fluorophenol	34		26 - 109	05/12/16 15:40	05/14/16 21:16	1
Nitrobenzene-d5	42		32 - 118	05/12/16 15:40	05/14/16 21:16	1
Phenol-d5	33		27 - 110	05/12/16 15:40	05/14/16 21:16	1
Terphenyl-d14	37		10 - 126	05/12/16 15:40	05/14/16 21:16	1

Client Sample Results

Client: Weston Solutions, Inc.
Project/Site: DAS R34842

TestAmerica Job ID: 680-125120-1

Client Sample ID: MC0AH4

Date Collected: 05/10/16 17:05
Date Received: 05/11/16 09:37

Lab Sample ID: 680-125120-18

Matrix: Water

Method: 6010C - Metals (ICP)

Analyte	Result	Qualifier	RL	MDL	Unit	D	Prepared	Analyzed	Dil Fac
Aluminum	**210**		200	24	ug/L		05/13/16 09:41	05/16/16 19:18	1
Calcium	**24000**	**B**	500	25	ug/L		05/13/16 09:41	05/16/16 19:18	1
Iron	**210**		50	17	ug/L		05/13/16 09:41	05/16/16 19:18	1
Magnesium	**7100**		500	33	ug/L		05/13/16 09:41	05/16/16 19:18	1
Potassium	**3500**		1000	17	ug/L		05/13/16 09:41	05/16/16 19:18	1
Sodium	**11000**		1000	480	ug/L		05/13/16 09:41	05/16/16 19:18	1

Method: 6020A - Metals (ICP/MS)

Analyte	Result	Qualifier	RL	MDL	Unit	D	Prepared	Analyzed	Dil Fac
Antimony	0.50	U	5.0	0.50	ug/L		05/13/16 09:41	05/22/16 00:16	1
Arsenic	1.5	U	3.0	1.5	ug/L		05/13/16 09:41	05/22/16 00:16	1
Barium	**32**		5.0	0.61	ug/L		05/13/16 09:41	05/22/16 00:16	1
Beryllium	0.17	U	0.50	0.17	ug/L		05/13/16 09:41	05/22/16 00:16	1
Cadmium	0.15	U	0.50	0.15	ug/L		05/13/16 09:41	05/22/16 00:16	1
Chromium	1.6	U	5.0	1.6	ug/L		05/13/16 09:41	05/22/16 00:16	1
Cobalt	**0.32**	**J**	0.50	0.12	ug/L		05/13/16 09:41	05/22/16 00:16	1
Copper	1.7	U	5.0	1.7	ug/L		05/13/16 09:41	05/22/16 00:16	1
Lead	0.98	U	2.5	0.98	ug/L		05/13/16 09:41	05/22/16 00:16	1
Manganese	**21**		5.0	1.8	ug/L		05/13/16 09:41	05/22/16 00:16	1
Nickel	**2.8**	**J**	5.0	1.9	ug/L		05/13/16 09:41	05/22/16 00:16	1
Selenium	**3.1**		2.5	1.0	ug/L		05/13/16 09:41	05/22/16 00:16	1
Silver	0.10	U	1.0	0.10	ug/L		05/13/16 09:41	05/22/16 00:16	1
Thallium	0.49	U	1.0	0.49	ug/L		05/13/16 09:41	05/22/16 00:16	1
Vanadium	5.3	U	10	5.3	ug/L		05/13/16 09:41	05/22/16 00:16	1
Zinc	**25**		20	9.6	ug/L		05/13/16 09:41	05/22/16 00:16	1

Method: 7470A - Mercury (CVAA)

Analyte	Result	Qualifier	RL	MDL	Unit	D	Prepared	Analyzed	Dil Fac
Mercury	0.080	U	0.20	0.080	ug/L		05/12/16 16:16	05/15/16 14:51	1

General Chemistry

Analyte	Result	Qualifier	RL	MDL	Unit	D	Prepared	Analyzed	Dil Fac
Cyanide, Total	0.0025	U	0.010	0.0025	mg/L		05/19/16 08:00	05/19/16 12:02	1

Client Sample Results

Client: Weston Solutions, Inc.
Project/Site: DAS R34842

TestAmerica Job ID: 680-125120-1

Client Sample ID: MC0AH5

Date Collected: 05/10/16 17:05
Date Received: 05/11/16 09:37

Lab Sample ID: 680-125120-19

Matrix: Water

Method: 6010C - Metals (ICP) - Dissolved

Analyte	Result	Qualifier	RL	MDL	Unit	D	Prepared	Analyzed	Dil Fac
Aluminum, Dissolved	24	U	200	24	ug/L		05/12/16 09:33	05/17/16 02:21	1
Calcium, Dissolved	**24000**		500	25	ug/L		05/12/16 09:33	05/17/16 02:21	1
Iron, Dissolved	17	U	50	17	ug/L		05/12/16 09:33	05/17/16 02:21	1
Magnesium, Dissolved	**7000**		500	33	ug/L		05/12/16 09:33	05/17/16 02:21	1
Potassium, Dissolved	**3500**		1000	17	ug/L		05/12/16 09:33	05/17/16 02:21	1
Sodium, Dissolved	**11000**		1000	480	ug/L		05/12/16 09:33	05/17/16 02:21	1

Method: 6020A - Metals (ICP/MS) - Dissolved

Analyte	Result	Qualifier	RL	MDL	Unit	D	Prepared	Analyzed	Dil Fac
Antimony, Dissolved	0.50	U	5.0	0.50	ug/L		05/12/16 09:33	05/22/16 02:34	1
Arsenic, Dissolved	1.5	U	3.0	1.5	ug/L		05/12/16 09:33	05/22/16 02:34	1
Barium, Dissolved	**32**		5.0	0.61	ug/L		05/12/16 09:33	05/22/16 02:34	1
Beryllium, Dissolved	0.17	U ^	0.50	0.17	ug/L		05/12/16 09:33	05/22/16 02:34	1
Cadmium, Dissolved	0.15	U	0.50	0.15	ug/L		05/12/16 09:33	05/22/16 02:34	1
Chromium, Dissolved	1.6	U	5.0	1.6	ug/L		05/12/16 09:33	05/22/16 02:34	1
Cobalt, Dissolved	**0.26**	**J**	0.50	0.12	ug/L		05/12/16 09:33	05/22/16 02:34	1
Copper, Dissolved	1.7	U	5.0	1.7	ug/L		05/12/16 09:33	05/22/16 02:34	1
Lead, Dissolved	0.98	U	2.5	0.98	ug/L		05/12/16 09:33	05/22/16 02:34	1
Manganese, Dissolved	**22**		5.0	1.8	ug/L		05/12/16 09:33	05/22/16 02:34	1
Nickel, Dissolved	**3.2**	**J**	5.0	1.9	ug/L		05/12/16 09:33	05/22/16 02:34	1
Selenium, Dissolved	**2.9**		2.5	1.0	ug/L		05/12/16 09:33	05/22/16 02:34	1
Silver, Dissolved	0.10	U	1.0	0.10	ug/L		05/12/16 09:33	05/22/16 02:34	1
Thallium, Dissolved	0.49	U	1.0	0.49	ug/L		05/12/16 09:33	05/22/16 02:34	1
Vanadium, Dissolved	5.3	U	10	5.3	ug/L		05/12/16 09:33	05/22/16 02:34	1
Zinc, Dissolved	**22**		20	9.6	ug/L		05/12/16 09:33	05/22/16 02:34	1

Method: 7470A - Mercury (CVAA) - Dissolved

Analyte	Result	Qualifier	RL	MDL	Unit	D	Prepared	Analyzed	Dil Fac
Mercury, Dissolved	0.080	U	0.20	0.080	ug/L		05/12/16 16:18	05/15/16 14:54	1

Method: 8260B - Volatile Organic Compounds (GC/MS)

Lab Sample ID: MB 680-434538/8
Matrix: Water
Analysis Batch: 434538

Client Sample ID: Method Blank
Prep Type: Total/NA

Analyte	MB Result	MB Qualifier	RL	MDL	Unit	D	Prepared	Analyzed	Dil Fac
1,1,1,2-Tetrachloroethane	0.37	U	1.0	0.37	ug/L			05/23/16 19:47	1
1,1,1-Trichloroethane	0.37	U	1.0	0.37	ug/L			05/23/16 19:47	1
1,1,2,2-Tetrachloroethane	0.62	U	1.0	0.62	ug/L			05/23/16 19:47	1
1,1,2-Trichloro-1,2,2-trifluoroethane	0.36	U	1.0	0.36	ug/L			05/23/16 19:47	1
1,1,2-Trichloroethane	0.33	U	1.0	0.33	ug/L			05/23/16 19:47	1
1,1-Dichloroethane	0.38	U	1.0	0.38	ug/L			05/23/16 19:47	1
1,1-Dichloroethene	0.36	U	1.0	0.36	ug/L			05/23/16 19:47	1
1,1-Dichloropropene	0.34	U	1.0	0.34	ug/L			05/23/16 19:47	1
1,2,3-Trichlorobenzene	2.5	U	5.0	2.5	ug/L			05/23/16 19:47	1
1,2,3-Trichloropropane	0.39	U	1.0	0.39	ug/L			05/23/16 19:47	1
1,2,4-Trichlorobenzene	2.5	U	5.0	2.5	ug/L			05/23/16 19:47	1
1,2,4-Trimethylbenzene	0.47	U	1.0	0.47	ug/L			05/23/16 19:47	1
1,2-Dibromo-3-Chloropropane	1.1	U	5.0	1.1	ug/L			05/23/16 19:47	1
1,2-Dibromoethane	0.44	U	1.0	0.44	ug/L			05/23/16 19:47	1
1,2-Dichlorobenzene	0.37	U	1.0	0.37	ug/L			05/23/16 19:47	1
1,2-Dichloroethane	0.50	U	1.0	0.50	ug/L			05/23/16 19:47	1
1,2-Dichloroethene, Total	0.37	U	2.0	0.37	ug/L			05/23/16 19:47	1
1,2-Dichloropropane	0.67	U	1.0	0.67	ug/L			05/23/16 19:47	1
1,3,5-Trimethylbenzene	0.31	U	1.0	0.31	ug/L			05/23/16 19:47	1
1,3-Dichlorobenzene	0.43	U	1.0	0.43	ug/L			05/23/16 19:47	1
1,3-Dichloropropane	0.34	U	1.0	0.34	ug/L			05/23/16 19:47	1
1,4-Dichlorobenzene	0.46	U	1.0	0.46	ug/L			05/23/16 19:47	1
2,2-Dichloropropane	0.37	U	1.0	0.37	ug/L			05/23/16 19:47	1
2-Butanone (MEK)	3.4	U	10	3.4	ug/L			05/23/16 19:47	1
2-Chlorotoluene	0.27	U	1.0	0.27	ug/L			05/23/16 19:47	1
2-Hexanone	2.0	U	10	2.0	ug/L			05/23/16 19:47	1
4-Chlorotoluene	0.45	U	1.0	0.45	ug/L			05/23/16 19:47	1
4-Methyl-2-pentanone	2.1	U	10	2.1	ug/L			05/23/16 19:47	1
Acetone	7.0	U	10	7.0	ug/L			05/23/16 19:47	1
Benzene	0.43	U	1.0	0.43	ug/L			05/23/16 19:47	1
Bromobenzene	0.50	U	1.0	0.50	ug/L			05/23/16 19:47	1
Bromochloromethane	0.45	U	1.0	0.45	ug/L			05/23/16 19:47	1
Bromodichloromethane	0.44	U	1.0	0.44	ug/L			05/23/16 19:47	1
Bromoform	0.43	U	1.0	0.43	ug/L			05/23/16 19:47	1
Bromomethane	2.5	U	5.0	2.5	ug/L			05/23/16 19:47	1
Carbon disulfide	1.0	U	2.0	1.0	ug/L			05/23/16 19:47	1
Carbon tetrachloride	0.33	U	1.0	0.33	ug/L			05/23/16 19:47	1
Chlorobenzene	0.26	U	1.0	0.26	ug/L			05/23/16 19:47	1
Chloroethane	2.5	U	5.0	2.5	ug/L			05/23/16 19:47	1
Chloroform	0.50	U	1.0	0.50	ug/L			05/23/16 19:47	1
Chloromethane	0.40	U	1.0	0.40	ug/L			05/23/16 19:47	1
cis-1,2-Dichloroethene	0.41	U	1.0	0.41	ug/L			05/23/16 19:47	1
cis-1,3-Dichloropropene	0.40	U	1.0	0.40	ug/L			05/23/16 19:47	1
Cyclohexane	0.39	U	1.0	0.39	ug/L			05/23/16 19:47	1
Dibromochloromethane	0.32	U	1.0	0.32	ug/L			05/23/16 19:47	1
Dibromomethane	0.35	U	1.0	0.35	ug/L			05/23/16 19:47	1
Dichlorodifluoromethane	0.60	U	1.0	0.60	ug/L			05/23/16 19:47	1
Ethylbenzene	0.33	U	1.0	0.33	ug/L			05/23/16 19:47	1

Method: 8260B - Volatile Organic Compounds (GC/MS) (Continued)

Lab Sample ID: MB 680-434538/8
Matrix: Water
Analysis Batch: 434538

Client Sample ID: Method Blank
Prep Type: Total/NA

Analyte	MB Result	MB Qualifier	RL	MDL	Unit	D	Prepared	Analyzed	Dil Fac
Isopropylbenzene	0.35	U	1.0	0.35	ug/L			05/23/16 19:47	1
Methyl tert-butyl ether	0.30	U	10	0.30	ug/L			05/23/16 19:47	1
Methylcyclohexane	0.43	U	1.0	0.43	ug/L			05/23/16 19:47	1
Methylene Chloride	2.5	U	5.0	2.5	ug/L			05/23/16 19:47	1
m-Xylene & p-Xylene	0.35	U	1.0	0.35	ug/L			05/23/16 19:47	1
n-Butylbenzene	0.47	U	1.0	0.47	ug/L			05/23/16 19:47	1
N-Propylbenzene	0.38	U	1.0	0.38	ug/L			05/23/16 19:47	1
o-Xylene	0.23	U	1.0	0.23	ug/L			05/23/16 19:47	1
p-Isopropyltoluene	0.48	U	1.0	0.48	ug/L			05/23/16 19:47	1
sec-Butylbenzene	0.42	U	1.0	0.42	ug/L			05/23/16 19:47	1
Styrene	0.27	U	1.0	0.27	ug/L			05/23/16 19:47	1
tert-Butylbenzene	0.45	U	1.0	0.45	ug/L			05/23/16 19:47	1
Tetrachloroethene	0.74	U	1.0	0.74	ug/L			05/23/16 19:47	1
Toluene	0.48	U	1.0	0.48	ug/L			05/23/16 19:47	1
trans-1,2-Dichloroethene	0.37	U	1.0	0.37	ug/L			05/23/16 19:47	1
trans-1,3-Dichloropropene	0.42	U	1.0	0.42	ug/L			05/23/16 19:47	1
Trichloroethene	0.48	U	1.0	0.48	ug/L			05/23/16 19:47	1
Trichlorofluoromethane	0.42	U	1.0	0.42	ug/L			05/23/16 19:47	1
Vinyl acetate	0.81	U	2.0	0.81	ug/L			05/23/16 19:47	1
Vinyl chloride	0.50	U	1.0	0.50	ug/L			05/23/16 19:47	1
Xylenes, Total	0.23	U	1.0	0.23	ug/L			05/23/16 19:47	1
Methyl acetate	1.8	U	5.0	1.8	ug/L			05/23/16 19:47	1

Surrogate	*MB %Recovery*	*MB Qualifier*	*Limits*	*Prepared*	*Analyzed*	*Dil Fac*
1,2-Dichloroethane-d4 (Surr)	*103*		*70 - 130*		*05/23/16 19:47*	*1*
4-Bromofluorobenzene (Surr)	*96*		*70 - 130*		*05/23/16 19:47*	*1*
Dibromofluoromethane (Surr)	*105*		*70 - 130*		*05/23/16 19:47*	*1*
Toluene-d8 (Surr)	*99*		*70 - 130*		*05/23/16 19:47*	*1*

Lab Sample ID: LCS 680-434538/3
Matrix: Water
Analysis Batch: 434538

Client Sample ID: Lab Control Sample
Prep Type: Total/NA

Analyte	Spike Added	LCS Result	LCS Qualifier	Unit	D	%Rec	%Rec. Limits
1,1,1,2-Tetrachloroethane	50.0	50.1		ug/L		100	80 - 120
1,1,1-Trichloroethane	50.0	49.3		ug/L		99	74 - 128
1,1,2,2-Tetrachloroethane	50.0	45.6		ug/L		91	72 - 128
1,1,2-Trichloro-1,2,2-trifluoroethane	50.0	52.7		ug/L		105	65 - 131
1,1,2-Trichloroethane	50.0	46.5		ug/L		93	79 - 125
1,1-Dichloroethane	50.0	46.7		ug/L		93	80 - 120
1,1-Dichloroethene	50.0	47.8		ug/L		96	74 - 125
1,1-Dichloropropene	50.0	46.1		ug/L		92	78 - 127
1,2,3-Trichlorobenzene	50.0	48.4		ug/L		97	61 - 151
1,2,3-Trichloropropane	50.0	47.6		ug/L		95	70 - 132
1,2,4-Trichlorobenzene	50.0	47.9		ug/L		96	77 - 131
1,2,4-Trimethylbenzene	50.0	50.4		ug/L		101	80 - 124
1,2-Dibromo-3-Chloropropane	50.0	47.6		ug/L		95	59 - 141

Method: 8260B - Volatile Organic Compounds (GC/MS) (Continued)

Lab Sample ID: LCS 680-434538/3
Matrix: Water
Analysis Batch: 434538

Client Sample ID: Lab Control Sample
Prep Type: Total/NA

Analyte	Spike Added	LCS Result	LCS Qualifier	Unit	D	%Rec	%Rec. Limits
1,2-Dibromoethane	50.0	47.3		ug/L		95	77 - 131
1,2-Dichlorobenzene	50.0	45.9		ug/L		92	80 - 120
1,2-Dichloroethane	50.0	46.7		ug/L		93	75 - 130
1,2-Dichloroethene, Total	100	94.9		ug/L		95	80 - 120
1,2-Dichloropropane	50.0	45.6		ug/L		91	80 - 123
1,3,5-Trimethylbenzene	50.0	48.9		ug/L		98	80 - 120
1,3-Dichlorobenzene	50.0	44.9		ug/L		90	80 - 120
1,3-Dichloropropane	50.0	46.4		ug/L		93	78 - 127
1,4-Dichlorobenzene	50.0	44.1		ug/L		88	80 - 120
2,2-Dichloropropane	50.0	51.0		ug/L		102	72 - 133
2-Butanone (MEK)	250	218		ug/L		87	75 - 133
2-Chlorotoluene	50.0	47.3		ug/L		95	77 - 121
2-Hexanone	250	285		ug/L		114	70 - 141
4-Chlorotoluene	50.0	48.2		ug/L		96	80 - 120
4-Methyl-2-pentanone	250	281		ug/L		112	75 - 135
Acetone	250	234		ug/L		93	60 - 154
Benzene	50.0	43.4		ug/L		87	73 - 131
Bromobenzene	50.0	49.2		ug/L		98	79 - 124
Bromochloromethane	50.0	49.6		ug/L		99	77 - 122
Bromodichloromethane	50.0	46.8		ug/L		94	77 - 129
Bromoform	50.0	51.4		ug/L		103	69 - 135
Bromomethane	50.0	67.7		ug/L		135	20 - 180
Carbon disulfide	50.0	43.8		ug/L		88	73 - 127
Carbon tetrachloride	50.0	50.0		ug/L		100	75 - 130
Chlorobenzene	50.0	46.9		ug/L		94	80 - 120
Chloroethane	50.0	57.1		ug/L		114	50 - 151
Chloroform	50.0	43.8		ug/L		88	79 - 122
Chloromethane	50.0	48.8		ug/L		98	63 - 126
cis-1,2-Dichloroethene	50.0	48.7		ug/L		97	80 - 122
cis-1,3-Dichloropropene	50.0	46.3		ug/L		93	80 - 133
Cyclohexane	50.0	43.6		ug/L		87	69 - 130
Dibromochloromethane	50.0	51.6		ug/L		103	71 - 136
Dibromomethane	50.0	46.9		ug/L		94	80 - 122
Dichlorodifluoromethane	50.0	68.8		ug/L		138	51 - 140
Ethylbenzene	50.0	46.4		ug/L		93	80 - 120
Isopropylbenzene	50.0	48.8		ug/L		98	80 - 120
Methyl tert-butyl ether	50.0	46.4		ug/L		93	74 - 135
Methylcyclohexane	50.0	46.0		ug/L		92	75 - 127
Methylene Chloride	50.0	43.8		ug/L		88	76 - 129
m-Xylene & p-Xylene	50.0	48.0		ug/L		96	80 - 120
n-Butylbenzene	50.0	46.3		ug/L		93	78 - 124
N-Propylbenzene	50.0	46.6		ug/L		93	80 - 120
o-Xylene	50.0	47.9		ug/L		96	80 - 120
p-Isopropyltoluene	50.0	46.4		ug/L		93	80 - 120
sec-Butylbenzene	50.0	49.5		ug/L		99	76 - 125
Styrene	50.0	49.9		ug/L		100	80 - 122
tert-Butylbenzene	50.0	48.9		ug/L		98	80 - 120
Tetrachloroethene	50.0	51.2		ug/L		102	77 - 123

Method: 8260B - Volatile Organic Compounds (GC/MS) (Continued)

Lab Sample ID: LCS 680-434538/3
Matrix: Water
Analysis Batch: 434538

Client Sample ID: Lab Control Sample
Prep Type: Total/NA

Analyte	Spike Added	LCS Result	LCS Qualifier	Unit	D	%Rec	%Rec. Limits
Toluene	50.0	45.1		ug/L		90	80 - 122
trans-1,2-Dichloroethene	50.0	46.2		ug/L		92	78 - 123
trans-1,3-Dichloropropene	50.0	49.3		ug/L		99	74 - 140
Trichloroethene	50.0	46.7		ug/L		93	80 - 123
Trichlorofluoromethane	50.0	57.8		ug/L		116	58 - 145
Vinyl acetate	100	118		ug/L		118	15 - 190
Vinyl chloride	50.0	48.3		ug/L		97	68 - 132
Xylenes, Total	100	95.9		ug/L		96	80 - 120
Methyl acetate	250	287		ug/L		115	66 - 134

Surrogate	*LCS %Recovery*	*LCS Qualifier*	*Limits*
1,2-Dichloroethane-d4 (Surr)	*99*		*70 - 130*
4-Bromofluorobenzene (Surr)	*86*		*70 - 130*
Dibromofluoromethane (Surr)	*99*		*70 - 130*
Toluene-d8 (Surr)	*94*		*70 - 130*

Lab Sample ID: LCSD 680-434538/4
Matrix: Water
Analysis Batch: 434538

Client Sample ID: Lab Control Sample Dup
Prep Type: Total/NA

Analyte	Spike Added	LCSD Result	LCSD Qualifier	Unit	D	%Rec	%Rec. Limits	RPD	RPD Limit
1,1,1,2-Tetrachloroethane	50.0	52.1		ug/L		104	80 - 120	4	20
1,1,1-Trichloroethane	50.0	48.6		ug/L		97	74 - 128	1	20
1,1,2,2-Tetrachloroethane	50.0	46.2		ug/L		92	72 - 128	1	20
1,1,2-Trichloro-1,2,2-trifluoroethane	50.0	51.8		ug/L		104	65 - 131	2	30
1,1,2-Trichloroethane	50.0	46.2		ug/L		92	79 - 125	1	20
1,1-Dichloroethane	50.0	46.2		ug/L		92	80 - 120	1	20
1,1-Dichloroethene	50.0	45.0		ug/L		90	74 - 125	6	20
1,1-Dichloropropene	50.0	45.7		ug/L		91	78 - 127	1	20
1,2,3-Trichlorobenzene	50.0	49.2		ug/L		98	61 - 151	2	40
1,2,3-Trichloropropane	50.0	48.9		ug/L		98	70 - 132	3	30
1,2,4-Trichlorobenzene	50.0	49.9		ug/L		100	77 - 131	4	20
1,2,4-Trimethylbenzene	50.0	50.8		ug/L		102	80 - 124	1	20
1,2-Dibromo-3-Chloropropane	50.0	47.0		ug/L		94	59 - 141	1	30
1,2-Dibromoethane	50.0	47.2		ug/L		94	77 - 131	0	30
1,2-Dichlorobenzene	50.0	46.6		ug/L		93	80 - 120	2	20
1,2-Dichloroethane	50.0	47.5		ug/L		95	75 - 130	2	20
1,2-Dichloroethene, Total	100	93.4		ug/L		93	80 - 120	2	20
1,2-Dichloropropane	50.0	45.7		ug/L		91	80 - 123	0	20
1,3,5-Trimethylbenzene	50.0	50.0		ug/L		100	80 - 120	2	20
1,3-Dichlorobenzene	50.0	45.4		ug/L		91	80 - 120	1	20
1,3-Dichloropropane	50.0	45.8		ug/L		92	78 - 127	1	20
1,4-Dichlorobenzene	50.0	44.4		ug/L		89	80 - 120	1	20
2,2-Dichloropropane	50.0	49.9		ug/L		100	72 - 133	2	20
2-Butanone (MEK)	250	220		ug/L		88	75 - 133	1	30
2-Chlorotoluene	50.0	48.0		ug/L		96	77 - 121	1	20
2-Hexanone	250	280		ug/L		112	70 - 141	2	40

Method: 8260B - Volatile Organic Compounds (GC/MS) (Continued)

Lab Sample ID: LCSD 680-434538/4
Matrix: Water
Analysis Batch: 434538

Client Sample ID: Lab Control Sample Dup
Prep Type: Total/NA

Analyte	Spike Added	LCSD Result	LCSD Qualifier	Unit	D	%Rec	%Rec. Limits	RPD	RPD Limit
4-Chlorotoluene	50.0	48.0		ug/L		96	80 - 120	0	20
4-Methyl-2-pentanone	250	280		ug/L		112	75 - 135	0	30
Acetone	250	232		ug/L		93	60 - 154	1	40
Benzene	50.0	43.3		ug/L		87	73 - 131	0	30
Bromobenzene	50.0	49.2		ug/L		98	79 - 124	0	20
Bromochloromethane	50.0	48.5		ug/L		97	77 - 122	2	20
Bromodichloromethane	50.0	46.8		ug/L		94	77 - 129	0	20
Bromoform	50.0	53.1		ug/L		106	69 - 135	3	20
Bromomethane	50.0	67.5		ug/L		135	20 - 180	0	40
Carbon disulfide	50.0	44.1		ug/L		88	73 - 127	1	20
Carbon tetrachloride	50.0	49.5		ug/L		99	75 - 130	1	20
Chlorobenzene	50.0	46.8		ug/L		94	80 - 120	0	20
Chloroethane	50.0	57.6		ug/L		115	50 - 151	1	30
Chloroform	50.0	43.6		ug/L		87	79 - 122	1	20
Chloromethane	50.0	49.1		ug/L		98	63 - 126	1	30
cis-1,2-Dichloroethene	50.0	47.9		ug/L		96	80 - 122	2	20
cis-1,3-Dichloropropene	50.0	45.9		ug/L		92	80 - 133	1	20
Cyclohexane	50.0	43.3		ug/L		87	69 - 130	1	30
Dibromochloromethane	50.0	51.8		ug/L		104	71 - 136	0	20
Dibromomethane	50.0	46.1		ug/L		92	80 - 122	2	20
Dichlorodifluoromethane	50.0	55.5		ug/L		111	51 - 140	21	40
Ethylbenzene	50.0	46.8		ug/L		94	80 - 120	1	20
Isopropylbenzene	50.0	49.1		ug/L		98	80 - 120	1	20
Methyl tert-butyl ether	50.0	46.6		ug/L		93	74 - 135	0	20
Methylcyclohexane	50.0	46.1		ug/L		92	75 - 127	0	30
Methylene Chloride	50.0	42.8		ug/L		86	76 - 129	2	20
m-Xylene & p-Xylene	50.0	47.8		ug/L		96	80 - 120	0	20
n-Butylbenzene	50.0	47.1		ug/L		94	78 - 124	2	20
N-Propylbenzene	50.0	47.4		ug/L		95	80 - 120	2	20
o-Xylene	50.0	48.2		ug/L		96	80 - 120	1	20
p-Isopropyltoluene	50.0	47.5		ug/L		95	80 - 120	2	20
sec-Butylbenzene	50.0	50.1		ug/L		100	76 - 125	1	30
Styrene	50.0	49.8		ug/L		100	80 - 122	0	20
tert-Butylbenzene	50.0	49.8		ug/L		100	80 - 120	2	20
Tetrachloroethene	50.0	50.6		ug/L		101	77 - 123	1	20
Toluene	50.0	45.1		ug/L		90	80 - 122	0	20
trans-1,2-Dichloroethene	50.0	45.5		ug/L		91	78 - 123	2	20
trans-1,3-Dichloropropene	50.0	49.6		ug/L		99	74 - 140	1	20
Trichloroethene	50.0	47.3		ug/L		95	80 - 123	1	20
Trichlorofluoromethane	50.0	56.5		ug/L		113	58 - 145	2	30
Vinyl acetate	100	115		ug/L		115	15 - 190	3	50
Vinyl chloride	50.0	47.8		ug/L		96	68 - 132	1	30
Xylenes, Total	100	96.0		ug/L		96	80 - 120	0	20
Methyl acetate	250	284		ug/L		114	66 - 134	1	30

Surrogate	*LCSD %Recovery*	*LCSD Qualifier*	*Limits*
1,2-Dichloroethane-d4 (Surr)	*96*		*70 - 130*
4-Bromofluorobenzene (Surr)	*87*		*70 - 130*

Method: 8260B - Volatile Organic Compounds (GC/MS) (Continued)

Lab Sample ID: LCSD 680-434538/4
Matrix: Water
Analysis Batch: 434538

Client Sample ID: Lab Control Sample Dup
Prep Type: Total/NA

Surrogate	LCSD %Recovery	LCSD Qualifier	Limits
Dibromofluoromethane (Surr)	97		70 - 130
Toluene-d8 (Surr)	95		70 - 130

Method: 8270D - Semivolatile Organic Compounds (GC/MS)

Lab Sample ID: MB 680-432954/19-A
Matrix: Water
Analysis Batch: 433361

Client Sample ID: Method Blank
Prep Type: Total/NA
Prep Batch: 432954

Analyte	MB Result	MB Qualifier	RL	MDL	Unit	D	Prepared	Analyzed	Dil Fac
1,1'-Biphenyl	0.58	U	10	0.58	ug/L		05/12/16 15:40	05/14/16 19:15	1
1,2,4,5-Tetrachlorobenzene	0.76	U	10	0.76	ug/L		05/12/16 15:40	05/14/16 19:15	1
1,4-Dioxane	3.4	U	10	3.4	ug/L		05/12/16 15:40	05/14/16 19:15	1
2,2'-Oxybis(1-chloropropane)	0.78	U	10	0.78	ug/L		05/12/16 15:40	05/14/16 19:15	1
2,3,4,6-Tetrachlorophenol	0.72	U	10	0.72	ug/L		05/12/16 15:40	05/14/16 19:15	1
2,4,5-Trichlorophenol	1.2	U	10	1.2	ug/L		05/12/16 15:40	05/14/16 19:15	1
2,4,6-Trichlorophenol	0.85	U	10	0.85	ug/L		05/12/16 15:40	05/14/16 19:15	1
2,4-Dichlorophenol	1.1	U	10	1.1	ug/L		05/12/16 15:40	05/14/16 19:15	1
2,4-Dimethylphenol	4.0	U	10	4.0	ug/L		05/12/16 15:40	05/14/16 19:15	1
2,4-Dinitrophenol	10	U	50	10	ug/L		05/12/16 15:40	05/14/16 19:15	1
2,4-Dinitrotoluene	1.2	U	10	1.2	ug/L		05/12/16 15:40	05/14/16 19:15	1
2,6-Dinitrotoluene	1.1	U	10	1.1	ug/L		05/12/16 15:40	05/14/16 19:15	1
2-Chloronaphthalene	0.80	U	10	0.80	ug/L		05/12/16 15:40	05/14/16 19:15	1
2-Chlorophenol	0.87	U	10	0.87	ug/L		05/12/16 15:40	05/14/16 19:15	1
2-Methylnaphthalene	0.78	U	10	0.78	ug/L		05/12/16 15:40	05/14/16 19:15	1
2-Methylphenol	0.89	U	10	0.89	ug/L		05/12/16 15:40	05/14/16 19:15	1
2-Nitroaniline	1.3	U	50	1.3	ug/L		05/12/16 15:40	05/14/16 19:15	1
2-Nitrophenol	0.76	U	10	0.76	ug/L		05/12/16 15:40	05/14/16 19:15	1
3 & 4 Methylphenol	1.3	U	10	1.3	ug/L		05/12/16 15:40	05/14/16 19:15	1
3,3'-Dichlorobenzidine	30	U	60	30	ug/L		05/12/16 15:40	05/14/16 19:15	1
3-Nitroaniline	5.0	U	50	5.0	ug/L		05/12/16 15:40	05/14/16 19:15	1
4,6-Dinitro-2-methylphenol	10	U	50	10	ug/L		05/12/16 15:40	05/14/16 19:15	1
4-Bromophenyl phenyl ether	0.77	U	10	0.77	ug/L		05/12/16 15:40	05/14/16 19:15	1
4-Chloro-3-methylphenol	1.0	U	10	1.0	ug/L		05/12/16 15:40	05/14/16 19:15	1
4-Chloroaniline	2.2	U	20	2.2	ug/L		05/12/16 15:40	05/14/16 19:15	1
4-Chlorophenyl phenyl ether	0.84	U	10	0.84	ug/L		05/12/16 15:40	05/14/16 19:15	1
4-Nitroaniline	5.0	U	50	5.0	ug/L		05/12/16 15:40	05/14/16 19:15	1
4-Nitrophenol	1.9	U	50	1.9	ug/L		05/12/16 15:40	05/14/16 19:15	1
Acenaphthene	0.76	U	10	0.76	ug/L		05/12/16 15:40	05/14/16 19:15	1
Acenaphthylene	0.85	U	10	0.85	ug/L		05/12/16 15:40	05/14/16 19:15	1
Acetophenone	0.57	U	10	0.57	ug/L		05/12/16 15:40	05/14/16 19:15	1
Anthracene	0.69	U	10	0.69	ug/L		05/12/16 15:40	05/14/16 19:15	1
Atrazine	1.2	U	10	1.2	ug/L		05/12/16 15:40	05/14/16 19:15	1
Benzaldehyde	1.1	U	10	1.1	ug/L		05/12/16 15:40	05/14/16 19:15	1
Benzo[a]anthracene	0.55	U	10	0.55	ug/L		05/12/16 15:40	05/14/16 19:15	1
Benzo[a]pyrene	0.71	U	10	0.71	ug/L		05/12/16 15:40	05/14/16 19:15	1
Benzo[b]fluoranthene	2.6	U	10	2.6	ug/L		05/12/16 15:40	05/14/16 19:15	1
Benzo[g,h,i]perylene	0.87	U	10	0.87	ug/L		05/12/16 15:40	05/14/16 19:15	1

Method: 8270D - Semivolatile Organic Compounds (GC/MS) (Continued)

Lab Sample ID: MB 680-432954/19-A
Matrix: Water
Analysis Batch: 433361

Client Sample ID: Method Blank
Prep Type: Total/NA
Prep Batch: 432954

Analyte	MB Result	MB Qualifier	RL	MDL	Unit	D	Prepared	Analyzed	Dil Fac
Benzo[k]fluoranthene	1.2	U	10	1.2	ug/L		05/12/16 15:40	05/14/16 19:15	1
Bis(2-chloroethoxy)methane	0.94	U	10	0.94	ug/L		05/12/16 15:40	05/14/16 19:15	1
Bis(2-chloroethyl)ether	1.1	U	10	1.1	ug/L		05/12/16 15:40	05/14/16 19:15	1
Bis(2-ethylhexyl) phthalate	1.6	U	10	1.6	ug/L		05/12/16 15:40	05/14/16 19:15	1
Butyl benzyl phthalate	1.2	U	10	1.2	ug/L		05/12/16 15:40	05/14/16 19:15	1
Caprolactam	0.79	U	10	0.79	ug/L		05/12/16 15:40	05/14/16 19:15	1
Carbazole	0.71	U	10	0.71	ug/L		05/12/16 15:40	05/14/16 19:15	1
Chrysene	0.51	U	10	0.51	ug/L		05/12/16 15:40	05/14/16 19:15	1
Dibenz(a,h)anthracene	1.0	U	10	1.0	ug/L		05/12/16 15:40	05/14/16 19:15	1
Dibenzofuran	0.79	U	10	0.79	ug/L		05/12/16 15:40	05/14/16 19:15	1
Diethyl phthalate	0.88	U	10	0.88	ug/L		05/12/16 15:40	05/14/16 19:15	1
Dimethyl phthalate	0.99	U	10	0.99	ug/L		05/12/16 15:40	05/14/16 19:15	1
Di-n-butyl phthalate	0.83	U	10	0.83	ug/L		05/12/16 15:40	05/14/16 19:15	1
Di-n-octyl phthalate	1.4	U	10	1.4	ug/L		05/12/16 15:40	05/14/16 19:15	1
Fluoranthene	0.74	U	10	0.74	ug/L		05/12/16 15:40	05/14/16 19:15	1
Fluorene	0.96	U	10	0.96	ug/L		05/12/16 15:40	05/14/16 19:15	1
Hexachlorobenzene	0.79	U	10	0.79	ug/L		05/12/16 15:40	05/14/16 19:15	1
Hexachlorobutadiene	0.62	U	10	0.62	ug/L		05/12/16 15:40	05/14/16 19:15	1
Hexachlorocyclopentadiene	2.5	U	10	2.5	ug/L		05/12/16 15:40	05/14/16 19:15	1
Hexachloroethane	0.76	U	10	0.76	ug/L		05/12/16 15:40	05/14/16 19:15	1
Indeno[1,2,3-cd]pyrene	1.0	U	10	1.0	ug/L		05/12/16 15:40	05/14/16 19:15	1
Isophorone	0.90	U	10	0.90	ug/L		05/12/16 15:40	05/14/16 19:15	1
Naphthalene	0.70	U	10	0.70	ug/L		05/12/16 15:40	05/14/16 19:15	1
Nitrobenzene	0.73	U	10	0.73	ug/L		05/12/16 15:40	05/14/16 19:15	1
N-Nitrosodi-n-propylamine	0.72	U	10	0.72	ug/L		05/12/16 15:40	05/14/16 19:15	1
N-Nitrosodiphenylamine	0.92	U	10	0.92	ug/L		05/12/16 15:40	05/14/16 19:15	1
Pentachlorophenol	2.0	U	50	2.0	ug/L		05/12/16 15:40	05/14/16 19:15	1
Phenanthrene	0.77	U	10	0.77	ug/L		05/12/16 15:40	05/14/16 19:15	1
Phenol	0.83	U	10	0.83	ug/L		05/12/16 15:40	05/14/16 19:15	1
Pyrene	0.63	U	10	0.63	ug/L		05/12/16 15:40	05/14/16 19:15	1

Surrogate	*MB %Recovery*	*MB Qualifier*	*Limits*	*Prepared*	*Analyzed*	*Dil Fac*
2,4,6-Tribromophenol	*68*		*39 - 124*	*05/12/16 15:40*	*05/14/16 19:15*	*1*
2-Fluorobiphenyl	*61*		*32 - 113*	*05/12/16 15:40*	*05/14/16 19:15*	*1*
2-Fluorophenol	*61*		*26 - 109*	*05/12/16 15:40*	*05/14/16 19:15*	*1*
Nitrobenzene-d5	*74*		*32 - 118*	*05/12/16 15:40*	*05/14/16 19:15*	*1*
Phenol-d5	*65*		*27 - 110*	*05/12/16 15:40*	*05/14/16 19:15*	*1*
Terphenyl-d14	*64*		*10 - 126*	*05/12/16 15:40*	*05/14/16 19:15*	*1*

Lab Sample ID: LCS 680-432954/20-A
Matrix: Water
Analysis Batch: 433361

Client Sample ID: Lab Control Sample
Prep Type: Total/NA
Prep Batch: 432954

Analyte	Spike Added	LCS Result	LCS Qualifier	Unit	D	%Rec	%Rec. Limits
1,1'-Biphenyl	100	79.7		ug/L		80	45 - 130
1,2,4,5-Tetrachlorobenzene	100	67.2		ug/L		67	39 - 130
1,4-Dioxane	100	49.9		ug/L		50	22 - 130
2,2'-Oxybis(1-chloropropane)	100	82.7		ug/L		83	26 - 130

Method: 8270D - Semivolatile Organic Compounds (GC/MS) (Continued)

Lab Sample ID: LCS 680-432954/20-A
Matrix: Water
Analysis Batch: 433361

Client Sample ID: Lab Control Sample
Prep Type: Total/NA
Prep Batch: 432954

Analyte	Spike Added	LCS Result	LCS Qualifier	Unit	D	%Rec	%Rec. Limits
2,3,4,6-Tetrachlorophenol	100	81.2		ug/L		81	53 - 130
2,4,5-Trichlorophenol	100	80.2		ug/L		80	48 - 130
2,4,6-Trichlorophenol	100	79.8		ug/L		80	47 - 130
2,4-Dichlorophenol	100	72.9		ug/L		73	44 - 130
2,4-Dimethylphenol	100	70.6		ug/L		71	37 - 130
2,4-Dinitrophenol	200	163		ug/L		82	31 - 130
2,4-Dinitrotoluene	100	81.8		ug/L		82	52 - 130
2,6-Dinitrotoluene	100	79.3		ug/L		79	52 - 130
2-Chloronaphthalene	100	75.3		ug/L		75	44 - 130
2-Chlorophenol	100	66.5		ug/L		66	39 - 130
2-Methylnaphthalene	100	68.6		ug/L		69	40 - 130
2-Methylphenol	100	72.3		ug/L		72	40 - 130
2-Nitroaniline	100	103		ug/L		103	51 - 130
2-Nitrophenol	100	71.4		ug/L		71	43 - 130
3 & 4 Methylphenol	100	72.8		ug/L		73	42 - 130
3,3'-Dichlorobenzidine	100	69.4		ug/L		69	46 - 130
3-Nitroaniline	100	80.0		ug/L		80	53 - 130
4,6-Dinitro-2-methylphenol	200	154		ug/L		77	42 - 130
4-Bromophenyl phenyl ether	100	70.1		ug/L		70	47 - 130
4-Chloro-3-methylphenol	100	78.4		ug/L		78	47 - 130
4-Chloroaniline	100	64.2		ug/L		64	42 - 130
4-Chlorophenyl phenyl ether	100	70.9		ug/L		71	45 - 130
4-Nitroaniline	100	74.9		ug/L		75	49 - 130
4-Nitrophenol	200	187		ug/L		93	44 - 130
Acenaphthene	100	79.4		ug/L		79	48 - 130
Acenaphthylene	100	78.5		ug/L		79	48 - 130
Acetophenone	100	75.4		ug/L		75	44 - 130
Anthracene	100	73.1		ug/L		73	49 - 130
Atrazine	100	73.7		ug/L		74	39 - 130
Benzaldehyde	100	60.6		ug/L		61	14 - 130
Benzo[a]anthracene	100	72.2		ug/L		72	44 - 130
Benzo[a]pyrene	100	70.8		ug/L		71	44 - 130
Benzo[b]fluoranthene	100	74.4		ug/L		74	43 - 130
Benzo[g,h,i]perylene	100	69.7		ug/L		70	41 - 130
Benzo[k]fluoranthene	100	67.8		ug/L		68	40 - 130
Bis(2-chloroethoxy)methane	100	80.5		ug/L		80	47 - 130
Bis(2-chloroethyl)ether	100	82.3		ug/L		82	32 - 130
Bis(2-ethylhexyl) phthalate	100	77.4		ug/L		77	45 - 130
Butyl benzyl phthalate	100	79.6		ug/L		80	50 - 130
Caprolactam	100	104		ug/L		104	26 - 130
Carbazole	100	80.5		ug/L		81	54 - 130
Chrysene	100	71.4		ug/L		71	47 - 130
Dibenz(a,h)anthracene	100	71.1		ug/L		71	41 - 130
Dibenzofuran	100	78.7		ug/L		79	50 - 130
Diethyl phthalate	100	80.6		ug/L		81	53 - 130
Dimethyl phthalate	100	82.0		ug/L		82	53 - 130
Di-n-butyl phthalate	100	74.7		ug/L		75	51 - 130
Di-n-octyl phthalate	100	80.3		ug/L		80	42 - 130

Method: 8270D - Semivolatile Organic Compounds (GC/MS) (Continued)

Lab Sample ID: LCS 680-432954/20-A
Matrix: Water
Analysis Batch: 433361

Client Sample ID: Lab Control Sample
Prep Type: Total/NA
Prep Batch: 432954

Analyte	Spike Added	LCS Result	LCS Qualifier	Unit	D	%Rec	%Rec. Limits
Fluoranthene	100	70.2		ug/L		70	47 - 130
Fluorene	100	77.3		ug/L		77	50 - 130
Hexachlorobenzene	100	65.2		ug/L		65	43 - 130
Hexachlorobutadiene	100	46.8		ug/L		47	27 - 130
Hexachlorocyclopentadiene	100	38.1		ug/L		38	11 - 130
Hexachloroethane	100	53.7		ug/L		54	29 - 130
Indeno[1,2,3-cd]pyrene	100	73.2		ug/L		73	31 - 130
Isophorone	100	81.1		ug/L		81	47 - 130
Naphthalene	100	65.5		ug/L		66	39 - 130
Nitrobenzene	100	80.3		ug/L		80	43 - 130
N-Nitrosodi-n-propylamine	100	89.9		ug/L		90	42 - 130
N-Nitrosodiphenylamine	100	78.7		ug/L		79	50 - 130
Pentachlorophenol	200	166		ug/L		83	33 - 130
Phenanthrene	100	73.8		ug/L		74	51 - 130
Phenol	100	65.6		ug/L		66	35 - 130
Pyrene	100	76.3		ug/L		76	52 - 130

Surrogate	*LCS %Recovery*	*LCS Qualifier*	*Limits*
2,4,6-Tribromophenol	*77*		*39 - 124*
2-Fluorobiphenyl	*78*		*32 - 113*
2-Fluorophenol	*60*		*26 - 109*
Nitrobenzene-d5	*81*		*32 - 118*
Phenol-d5	*67*		*27 - 110*
Terphenyl-d14	*62*		*10 - 126*

Method: 8270D LL - Semivolatile Organic Compounds by GC/MS - Low Level

Lab Sample ID: MB 680-433171/9-A
Matrix: Water
Analysis Batch: 433558

Client Sample ID: Method Blank
Prep Type: Total/NA
Prep Batch: 433171

Analyte	MB Result	MB Qualifier	RL	MDL	Unit	D	Prepared	Analyzed	Dil Fac
1-Methylnaphthalene	0.40	U	0.80	0.40	ug/L		05/13/16 16:27	05/16/16 20:11	1
2-Methylnaphthalene	0.10	U	0.20	0.10	ug/L		05/13/16 16:27	05/16/16 20:11	1
Acenaphthene	0.10	U	0.20	0.10	ug/L		05/13/16 16:27	05/16/16 20:11	1
Acenaphthylene	0.10	U	0.20	0.10	ug/L		05/13/16 16:27	05/16/16 20:11	1
Anthracene	0.10	U	0.20	0.10	ug/L		05/13/16 16:27	05/16/16 20:11	1
Benzo[a]anthracene	0.10	U	0.20	0.10	ug/L		05/13/16 16:27	05/16/16 20:11	1
Benzo[a]pyrene	0.10	U	0.20	0.10	ug/L		05/13/16 16:27	05/16/16 20:11	1
Benzo[b]fluoranthene	0.10	U	0.20	0.10	ug/L		05/13/16 16:27	05/16/16 20:11	1
Benzo[g,h,i]perylene	0.10	U	0.20	0.10	ug/L		05/13/16 16:27	05/16/16 20:11	1
Benzo[k]fluoranthene	0.10	U	0.20	0.10	ug/L		05/13/16 16:27	05/16/16 20:11	1
Chrysene	0.045	U	0.20	0.045	ug/L		05/13/16 16:27	05/16/16 20:11	1
Dibenz(a,h)anthracene	0.10	U	0.20	0.10	ug/L		05/13/16 16:27	05/16/16 20:11	1
Fluoranthene	0.10	U	0.20	0.10	ug/L		05/13/16 16:27	05/16/16 20:11	1
Fluorene	0.10	U	0.20	0.10	ug/L		05/13/16 16:27	05/16/16 20:11	1
Indeno[1,2,3-cd]pyrene	0.10	U	0.20	0.10	ug/L		05/13/16 16:27	05/16/16 20:11	1
Naphthalene	0.10	U	0.20	0.10	ug/L		05/13/16 16:27	05/16/16 20:11	1

Method: 8270D LL - Semivolatile Organic Compounds by GC/MS - Low Level (Continued)

Lab Sample ID: MB 680-433171/9-A
Matrix: Water
Analysis Batch: 433558

Client Sample ID: Method Blank
Prep Type: Total/NA
Prep Batch: 433171

Analyte	MB Result	MB Qualifier	RL	MDL	Unit	D	Prepared	Analyzed	Dil Fac
Phenanthrene	0.10	U	0.20	0.10	ug/L		05/13/16 16:27	05/16/16 20:11	1
Pyrene	0.10	U	0.20	0.10	ug/L		05/13/16 16:27	05/16/16 20:11	1

Surrogate	*MB %Recovery*	*MB Qualifier*	*Limits*	*Prepared*	*Analyzed*	*Dil Fac*
2,4,6-Tribromophenol (Surr)	*91*		*48 - 123*	*05/13/16 16:27*	*05/16/16 20:11*	*1*
2-Fluorophenol (Surr)	*85*		*32 - 100*	*05/13/16 16:27*	*05/16/16 20:11*	*1*
Phenol-d5 (Surr)	*80*		*34 - 101*	*05/13/16 16:27*	*05/16/16 20:11*	*1*
Nitrobenzene-d5 (Surr)	*116*	*X*	*43 - 107*	*05/13/16 16:27*	*05/16/16 20:11*	*1*
2-Fluorobiphenyl (Surr)	*109*	*X*	*43 - 105*	*05/13/16 16:27*	*05/16/16 20:11*	*1*
Terphenyl-d14 (Surr)	*103*		*20 - 112*	*05/13/16 16:27*	*05/16/16 20:11*	*1*

Lab Sample ID: LCS 680-433171/10-A
Matrix: Water
Analysis Batch: 433558

Client Sample ID: Lab Control Sample
Prep Type: Total/NA
Prep Batch: 433171

Analyte	Spike Added	LCS Result	LCS Qualifier	Unit	D	%Rec	%Rec. Limits
1-Methylnaphthalene	10.0	8.09		ug/L		81	48 - 130
2-Methylnaphthalene	10.0	7.85		ug/L		78	37 - 91
Acenaphthene	10.0	9.36		ug/L		94	45 - 101
Acenaphthylene	10.0	9.63		ug/L		96	48 - 110
Anthracene	10.0	10.1		ug/L		101	51 - 102
Benzo[a]anthracene	10.0	9.42		ug/L		94	49 - 112
Benzo[a]pyrene	10.0	9.98		ug/L		100	49 - 103
Benzo[b]fluoranthene	10.0	11.3		ug/L		113	46 - 113
Benzo[g,h,i]perylene	10.0	5.37		ug/L		54	44 - 118
Benzo[k]fluoranthene	10.0	11.5	*	ug/L		115	53 - 104
Chrysene	10.0	9.58		ug/L		96	47 - 116
Dibenz(a,h)anthracene	10.0	7.05		ug/L		71	45 - 114
Fluoranthene	10.0	10.6		ug/L		106	44 - 113
Fluorene	10.0	9.67		ug/L		97	53 - 105
Indeno[1,2,3-cd]pyrene	10.0	4.84		ug/L		48	45 - 104
Naphthalene	10.0	7.68		ug/L		77	35 - 88
Phenanthrene	10.0	9.98		ug/L		100	45 - 113
Pyrene	10.0	10.1		ug/L		101	48 - 112

Surrogate	*LCS %Recovery*	*LCS Qualifier*	*Limits*
2,4,6-Tribromophenol (Surr)	*116*		*48 - 123*
2-Fluorophenol (Surr)	*86*		*32 - 100*
Phenol-d5 (Surr)	*83*		*34 - 101*
Nitrobenzene-d5 (Surr)	*104*		*43 - 107*
2-Fluorobiphenyl (Surr)	*108*	*X*	*43 - 105*
Terphenyl-d14 (Surr)	*99*		*20 - 112*

Method: 8270D LL - Semivolatile Organic Compounds by GC/MS - Low Level (Continued)

Lab Sample ID: LCSD 680-433171/11-A
Matrix: Water
Analysis Batch: 433558

Client Sample ID: Lab Control Sample Dup
Prep Type: Total/NA
Prep Batch: 433171

Analyte	Spike Added	LCSD Result	LCSD Qualifier	Unit	D	%Rec	%Rec. Limits	RPD	RPD Limit
1-Methylnaphthalene	10.0	9.80		ug/L		98	48 - 130	19	50
2-Methylnaphthalene	10.0	9.60	*	ug/L		96	37 - 91	20	50
Acenaphthene	10.0	9.76		ug/L		98	45 - 101	4	50
Acenaphthylene	10.0	9.75		ug/L		98	48 - 110	1	50
Anthracene	10.0	10.1		ug/L		101	51 - 102	0	50
Benzo[a]anthracene	10.0	9.84		ug/L		98	49 - 112	4	50
Benzo[a]pyrene	10.0	10.3		ug/L		103	49 - 103	3	50
Benzo[b]fluoranthene	10.0	11.6	*	ug/L		116	46 - 113	3	50
Benzo[g,h,i]perylene	10.0	6.10		ug/L		61	44 - 118	13	50
Benzo[k]fluoranthene	10.0	12.5	*	ug/L		125	53 - 104	8	50
Chrysene	10.0	10.0		ug/L		100	47 - 116	5	50
Dibenz(a,h)anthracene	10.0	6.67		ug/L		67	45 - 114	6	50
Fluoranthene	10.0	11.1		ug/L		111	44 - 113	5	50
Fluorene	10.0	10.5		ug/L		105	53 - 105	8	50
Indeno[1,2,3-cd]pyrene	10.0	4.95		ug/L		49	45 - 104	2	50
Naphthalene	10.0	9.43	*	ug/L		94	35 - 88	21	50
Phenanthrene	10.0	10.4		ug/L		104	45 - 113	4	50
Pyrene	10.0	10.5		ug/L		105	48 - 112	4	50

Surrogate	*LCSD %Recovery*	*LCSD Qualifier*	*Limits*
2,4,6-Tribromophenol (Surr)	*105*		*48 - 123*
2-Fluorophenol (Surr)	*90*		*32 - 100*
Phenol-d5 (Surr)	*87*		*34 - 101*
Nitrobenzene-d5 (Surr)	*111*	*X*	*43 - 107*
2-Fluorobiphenyl (Surr)	*107*	*X*	*43 - 105*
Terphenyl-d14 (Surr)	*100*		*20 - 112*

Lab Sample ID: 680-125120-8 MS
Matrix: Water
Analysis Batch: 433558

Client Sample ID: C0AH6
Prep Type: Total/NA
Prep Batch: 433171

Analyte	Sample Result	Sample Qualifier	Spike Added	MS Result	MS Qualifier	Unit	D	%Rec	%Rec. Limits
1-Methylnaphthalene	0.39	U F1 F2	9.97	3.45	F1	ug/L		35	48 - 130
2-Methylnaphthalene	0.099	U * F1 F2	9.97	3.34	F1	ug/L		33	51 - 130
Acenaphthene	0.099	U F2	9.97	4.82		ug/L		48	42 - 130
Acenaphthylene	0.099	U	9.97	4.90		ug/L		49	45 - 130
Anthracene	0.099	U	9.97	6.04		ug/L		61	58 - 130
Benzo[a]anthracene	0.099	U	9.97	6.54		ug/L		66	42 - 143
Benzo[a]pyrene	0.099	U	9.97	6.34		ug/L		64	45 - 151
Benzo[b]fluoranthene	0.099	U *	9.97	7.04		ug/L		71	41 - 140
Benzo[g,h,i]perylene	0.099	U	9.97	4.23		ug/L		42	27 - 134
Benzo[k]fluoranthene	0.099	U *	9.97	7.03		ug/L		71	45 - 140
Chrysene	0.17	J	9.97	6.68		ug/L		65	40 - 142
Dibenz(a,h)anthracene	0.099	U	9.97	4.82		ug/L		48	38 - 130
Fluoranthene	0.31		9.97	7.67		ug/L		74	46 - 136
Fluorene	0.099	U	9.97	5.46		ug/L		55	48 - 130
Indeno[1,2,3-cd]pyrene	0.099	U	9.97	3.98		ug/L		40	12 - 130
Naphthalene	0.099	U * F1 F2	9.97	3.16	F1	ug/L		32	35 - 130

Method: 8270D LL - Semivolatile Organic Compounds by GC/MS - Low Level (Continued)

Lab Sample ID: 680-125120-8 MS
Matrix: Water
Analysis Batch: 433558

Client Sample ID: C0AH6
Prep Type: Total/NA
Prep Batch: 433171

Analyte	Sample Result	Sample Qualifier	Spike Added	MS Result	MS Qualifier	Unit	D	%Rec	%Rec. Limits
Phenanthrene	0.22		9.97	6.92		ug/L		67	45 - 134
Pyrene	0.23		9.97	6.76		ug/L		65	47 - 143

Surrogate	*MS %Recovery*	*MS Qualifier*	*Limits*
2,4,6-Tribromophenol (Surr)	*81*		*48 - 123*
2-Fluorophenol (Surr)	*65*		*32 - 100*
Phenol-d5 (Surr)	*65*		*34 - 101*
Nitrobenzene-d5 (Surr)	*75*		*43 - 107*
2-Fluorobiphenyl (Surr)	*68*		*43 - 105*
Terphenyl-d14 (Surr)	*64*		*20 - 112*

Lab Sample ID: 680-125120-8 MSD
Matrix: Water
Analysis Batch: 433558

Client Sample ID: C0AH6
Prep Type: Total/NA
Prep Batch: 433171

Analyte	Sample Result	Sample Qualifier	Spike Added	MSD Result	MSD Qualifier	Unit	D	%Rec	%Rec. Limits	RPD	RPD Limit
1-Methylnaphthalene	0.39	U F1 F2	9.49	7.11	F2	ug/L		75	48 - 130	69	50
2-Methylnaphthalene	0.099	U * F1 F2	9.49	6.90	F2	ug/L		73	51 - 130	70	50
Acenaphthene	0.099	U F2	9.49	8.09	F2	ug/L		85	42 - 130	51	50
Acenaphthylene	0.099	U	9.49	7.92		ug/L		83	45 - 130	47	50
Anthracene	0.099	U	9.49	7.41		ug/L		78	58 - 130	20	50
Benzo[a]anthracene	0.099	U	9.49	7.17		ug/L		75	42 - 143	9	50
Benzo[a]pyrene	0.099	U	9.49	7.01		ug/L		74	45 - 151	10	50
Benzo[b]fluoranthene	0.099	U *	9.49	8.12		ug/L		86	41 - 140	14	50
Benzo[g,h,i]perylene	0.099	U	9.49	4.29		ug/L		45	27 - 134	2	50
Benzo[k]fluoranthene	0.099	U *	9.49	7.97		ug/L		84	45 - 140	13	50
Chrysene	0.17	J	9.49	7.11		ug/L		73	40 - 142	6	50
Dibenz(a,h)anthracene	0.099	U	9.49	4.93		ug/L		52	38 - 130	2	50
Fluoranthene	0.31		9.49	9.61		ug/L		98	46 - 136	22	50
Fluorene	0.099	U	9.49	8.34		ug/L		88	48 - 130	42	50
Indeno[1,2,3-cd]pyrene	0.099	U	9.49	4.02		ug/L		42	12 - 130	1	50
Naphthalene	0.099	U * F1 F2	9.49	6.95	F2	ug/L		73	35 - 130	75	50
Phenanthrene	0.22		9.49	8.94		ug/L		92	45 - 134	25	50
Pyrene	0.23		9.49	8.06		ug/L		83	47 - 143	18	50

Surrogate	*MSD %Recovery*	*MSD Qualifier*	*Limits*
2,4,6-Tribromophenol (Surr)	*95*		*48 - 123*
2-Fluorophenol (Surr)	*64*		*32 - 100*
Phenol-d5 (Surr)	*68*		*34 - 101*
Nitrobenzene-d5 (Surr)	*83*		*43 - 107*
2-Fluorobiphenyl (Surr)	*87*		*43 - 105*
Terphenyl-d14 (Surr)	*63*		*20 - 112*

QC Sample Results

Client: Weston Solutions, Inc.
Project/Site: DAS R34842

TestAmerica Job ID: 680-125120-1

Method: 6010C - Metals (ICP)

Lab Sample ID: MB 680-433165/1-A — **Client Sample ID: Method Blank**
Matrix: Water — **Prep Type: Total/NA**
Analysis Batch: 433676 — **Prep Batch: 433165**

Analyte	MB Result	MB Qualifier	RL	MDL	Unit	D	Prepared	Analyzed	Dil Fac
Aluminum	24	U	200	24	ug/L		05/13/16 09:41	05/16/16 14:23	1
Calcium	58.2	J	500	25	ug/L		05/13/16 09:41	05/16/16 14:23	1
Iron	17	U	50	17	ug/L		05/13/16 09:41	05/16/16 14:23	1
Magnesium	33	U	500	33	ug/L		05/13/16 09:41	05/16/16 14:23	1
Potassium	17	U	1000	17	ug/L		05/13/16 09:41	05/16/16 14:23	1
Sodium	480	U	1000	480	ug/L		05/13/16 09:41	05/16/16 14:23	1

Lab Sample ID: LCS 680-433165/2-A — **Client Sample ID: Lab Control Sample**
Matrix: Water — **Prep Type: Total/NA**
Analysis Batch: 433676 — **Prep Batch: 433165**

Analyte	Spike Added	LCS Result	LCS Qualifier	Unit	D	%Rec	%Rec. Limits
Aluminum	5000	5130		ug/L		103	80 - 120
Calcium	5000	5200		ug/L		104	80 - 120
Iron	5000	5060		ug/L		101	80 - 120
Magnesium	5000	5070		ug/L		101	80 - 120
Potassium	5000	5390		ug/L		108	80 - 120
Sodium	5000	5080		ug/L		102	80 - 120

Lab Sample ID: 680-125120-15MS — **Client Sample ID: MC0AH0**
Matrix: Water — **Prep Type: Total/NA**
Analysis Batch: 433676 — **Prep Batch: 433165**

Analyte	Sample Result	Sample Qualifier	Spike Added	MS Result	MS Qualifier	Unit	D	%Rec	%Rec. Limits
Aluminum	94	J	5000	5550		ug/L		109	75 - 125
Calcium	190000	B	5000	188000	4	ug/L		-39	75 - 125
Iron	480		5000	5160		ug/L		94	75 - 125
Magnesium	360000		5000	350000	4	ug/L		-159	75 - 125

Lab Sample ID: 680-125120-15MS — **Client Sample ID: MC0AH0**
Matrix: Water — **Prep Type: Total/NA**
Analysis Batch: 433877 — **Prep Batch: 433165**

Analyte	Sample Result	Sample Qualifier	Spike Added	MS Result	MS Qualifier	Unit	D	%Rec	%Rec. Limits
Potassium	160000		5000	174000	4	ug/L		234	75 - 125

Lab Sample ID: 680-125120-15MS — **Client Sample ID: MC0AH0**
Matrix: Water — **Prep Type: Total/NA**
Analysis Batch: 433877 — **Prep Batch: 433165**

Analyte	Sample Result	Sample Qualifier	Spike Added	MS Result	MS Qualifier	Unit	D	%Rec	%Rec. Limits
Sodium	3300000		5000	3080000	4	ug/L		-3869	75 - 125

Lab Sample ID: 680-125120-15 DU — **Client Sample ID: MC0AH0**
Matrix: Water — **Prep Type: Total/NA**
Analysis Batch: 433676 — **Prep Batch: 433165**

Analyte	Sample Result	Sample Qualifier	DU Result	DU Qualifier	Unit	D	RPD	RPD Limit
Aluminum	94	J	42.6	J F5	ug/L		75	20

Method: 6010C - Metals (ICP) (Continued)

Lab Sample ID: 680-125120-15 DU — **Client Sample ID: MC0AH0**
Matrix: Water — **Prep Type: Total/NA**
Analysis Batch: 433676 — **Prep Batch: 433165**

Analyte	Sample Result	Sample Qualifier	DU Result	DU Qualifier	Unit	D	RPD	RPD Limit
Calcium	190000	B	188000		ug/L		1	20
Iron	480		347	F3	ug/L		32	20
Magnesium	360000		354000		ug/L		0.9	20

Lab Sample ID: 680-125120-15 DU — **Client Sample ID: MC0AH0**
Matrix: Water — **Prep Type: Total/NA**
Analysis Batch: 433877 — **Prep Batch: 433165**

Analyte	Sample Result	Sample Qualifier	DU Result	DU Qualifier	Unit	D	RPD	RPD Limit
Potassium	160000		165000		ug/L		2	20

Lab Sample ID: 680-125120-15 DU — **Client Sample ID: MC0AH0**
Matrix: Water — **Prep Type: Total/NA**
Analysis Batch: 433877 — **Prep Batch: 433165**

Analyte	Sample Result	Sample Qualifier	DU Result	DU Qualifier	Unit	D	RPD	RPD Limit
Sodium	3300000		3240000		ug/L		1	20

Lab Sample ID: MB 680-432955/1-A — **Client Sample ID: Method Blank**
Matrix: Water — **Prep Type: Total Recoverable**
Analysis Batch: 433676 — **Prep Batch: 432955**

Analyte	MB Result	MB Qualifier	RL	MDL	Unit	D	Prepared	Analyzed	Dil Fac
Aluminum, Dissolved	24	U	200	24	ug/L		05/12/16 09:33	05/17/16 01:15	1
Calcium, Dissolved	25	U	500	25	ug/L		05/12/16 09:33	05/17/16 01:15	1
Iron, Dissolved	17	U	50	17	ug/L		05/12/16 09:33	05/17/16 01:15	1
Magnesium, Dissolved	33	U	500	33	ug/L		05/12/16 09:33	05/17/16 01:15	1
Potassium, Dissolved	17	U	1000	17	ug/L		05/12/16 09:33	05/17/16 01:15	1
Sodium, Dissolved	480	U	1000	480	ug/L		05/12/16 09:33	05/17/16 01:15	1

Lab Sample ID: LCS 680-432955/2-A — **Client Sample ID: Lab Control Sample**
Matrix: Water — **Prep Type: Total Recoverable**
Analysis Batch: 433676 — **Prep Batch: 432955**

Analyte	Spike Added	LCS Result	LCS Qualifier	Unit	D	%Rec	%Rec. Limits
Aluminum, Dissolved	5000	5020		ug/L		100	80 - 120
Calcium, Dissolved	5000	5030		ug/L		101	80 - 120
Iron, Dissolved	5000	4890		ug/L		98	80 - 120
Magnesium, Dissolved	5000	4960		ug/L		99	80 - 120
Potassium, Dissolved	5000	5280		ug/L		106	80 - 120
Sodium, Dissolved	5000	5090		ug/L		102	80 - 120

Lab Sample ID: 680-125120-16MS — **Client Sample ID: MC0AH1**
Matrix: Water — **Prep Type: Dissolved**
Analysis Batch: 433676 — **Prep Batch: 432955**

Analyte	Sample Result	Sample Qualifier	Spike Added	MS Result	MS Qualifier	Unit	D	%Rec	%Rec. Limits
Aluminum, Dissolved	31	J	5000	5470		ug/L		109	75 - 125
Calcium, Dissolved	180000		5000	186000	4	ug/L		42	75 - 125

Method: 6010C - Metals (ICP) (Continued)

Lab Sample ID: 680-125120-16MS — **Client Sample ID: MC0AH1**
Matrix: Water — **Prep Type: Dissolved**
Analysis Batch: 433676 — **Prep Batch: 432955**

Analyte	Sample Result	Sample Qualifier	Spike Added	MS Result	MS Qualifier	Unit	D	%Rec	%Rec. Limits
Iron, Dissolved	270		5000	5030		ug/L		95	75 - 125
Magnesium, Dissolved	350000		5000	349000	4	ug/L		8	75 - 125

Lab Sample ID: 680-125120-16MS — **Client Sample ID: MC0AH1**
Matrix: Water — **Prep Type: Dissolved**
Analysis Batch: 433877 — **Prep Batch: 432955**

Analyte	Sample Result	Sample Qualifier	Spike Added	MS Result	MS Qualifier	Unit	D	%Rec	%Rec. Limits
Potassium, Dissolved	160000		5000	170000	4	ug/L		250	75 - 125

Lab Sample ID: 680-125120-16MS — **Client Sample ID: MC0AH1**
Matrix: Water — **Prep Type: Dissolved**
Analysis Batch: 433877 — **Prep Batch: 432955**

Analyte	Sample Result	Sample Qualifier	Spike Added	MS Result	MS Qualifier	Unit	D	%Rec	%Rec. Limits
Sodium, Dissolved	3100000		5000	3100000	4	ug/L		-1037	75 - 125

Lab Sample ID: 680-125120-16 DU — **Client Sample ID: MC0AH1**
Matrix: Water — **Prep Type: Dissolved**
Analysis Batch: 433676 — **Prep Batch: 432955**

Analyte	Sample Result	Sample Qualifier	DU Result	DU Qualifier	Unit	D	RPD	RPD Limit
Aluminum, Dissolved	31	J	29.6	J	ug/L		4	20
Calcium, Dissolved	180000		187000		ug/L		2	20
Iron, Dissolved	270		272		ug/L		0.4	20
Magnesium, Dissolved	350000		356000		ug/L		2	20

Lab Sample ID: 680-125120-16 DU — **Client Sample ID: MC0AH1**
Matrix: Water — **Prep Type: Dissolved**
Analysis Batch: 433877 — **Prep Batch: 432955**

Analyte	Sample Result	Sample Qualifier	DU Result	DU Qualifier	Unit	D	RPD	RPD Limit
Potassium, Dissolved	160000		164000		ug/L		4	20

Lab Sample ID: 680-125120-16 DU — **Client Sample ID: MC0AH1**
Matrix: Water — **Prep Type: Dissolved**
Analysis Batch: 433877 — **Prep Batch: 432955**

Analyte	Sample Result	Sample Qualifier	DU Result	DU Qualifier	Unit	D	RPD	RPD Limit
Sodium, Dissolved	3100000		3210000		ug/L		2	20

Method: 6020A - Metals (ICP/MS)

Lab Sample ID: MB 680-433167/1-A — **Client Sample ID: Method Blank**
Matrix: Water — **Prep Type: Total/NA**
Analysis Batch: 434443 — **Prep Batch: 433167**

Analyte	MB Result	MB Qualifier	RL	MDL	Unit	D	Prepared	Analyzed	Dil Fac
Antimony	0.50	U	5.0	0.50	ug/L		05/13/16 09:41	05/21/16 23:00	1

Method: 6020A - Metals (ICP/MS) (Continued)

Lab Sample ID: MB 680-433167/1-A
Matrix: Water
Analysis Batch: 434443

Client Sample ID: Method Blank
Prep Type: Total/NA
Prep Batch: 433167

Analyte	MB Result	MB Qualifier	RL	MDL	Unit	D	Prepared	Analyzed	Dil Fac
Arsenic	1.5	U	3.0	1.5	ug/L		05/13/16 09:41	05/21/16 23:00	1
Barium	0.61	U	5.0	0.61	ug/L		05/13/16 09:41	05/21/16 23:00	1
Beryllium	0.17	U	0.50	0.17	ug/L		05/13/16 09:41	05/21/16 23:00	1
Cadmium	0.15	U	0.50	0.15	ug/L		05/13/16 09:41	05/21/16 23:00	1
Chromium	1.6	U	5.0	1.6	ug/L		05/13/16 09:41	05/21/16 23:00	1
Cobalt	0.12	U	0.50	0.12	ug/L		05/13/16 09:41	05/21/16 23:00	1
Copper	1.7	U	5.0	1.7	ug/L		05/13/16 09:41	05/21/16 23:00	1
Lead	0.98	U	2.5	0.98	ug/L		05/13/16 09:41	05/21/16 23:00	1
Manganese	1.8	U	5.0	1.8	ug/L		05/13/16 09:41	05/21/16 23:00	1
Nickel	1.9	U	5.0	1.9	ug/L		05/13/16 09:41	05/21/16 23:00	1
Selenium	1.0	U	2.5	1.0	ug/L		05/13/16 09:41	05/21/16 23:00	1
Silver	0.10	U	1.0	0.10	ug/L		05/13/16 09:41	05/21/16 23:00	1
Thallium	0.49	U	1.0	0.49	ug/L		05/13/16 09:41	05/21/16 23:00	1
Vanadium	5.3	U	10	5.3	ug/L		05/13/16 09:41	05/21/16 23:00	1
Zinc	9.6	U	20	9.6	ug/L		05/13/16 09:41	05/21/16 23:00	1

Lab Sample ID: LCS 680-433167/2-A
Matrix: Water
Analysis Batch: 434443

Client Sample ID: Lab Control Sample
Prep Type: Total/NA
Prep Batch: 433167

Analyte	Spike Added	LCS Result	LCS Qualifier	Unit	D	%Rec	%Rec. Limits
Antimony	50.0	50.6		ug/L		101	75 - 125
Arsenic	100	97.2		ug/L		97	75 - 125
Barium	100	104		ug/L		104	75 - 125
Beryllium	50.0	55.3		ug/L		111	75 - 125
Cadmium	50.0	52.0		ug/L		104	75 - 125
Chromium	100	102		ug/L		102	75 - 125
Cobalt	50.0	52.7		ug/L		105	75 - 125
Copper	100	99.3		ug/L		99	75 - 125
Lead	500	492		ug/L		98	75 - 125
Manganese	500	516		ug/L		103	75 - 125
Nickel	100	98.7		ug/L		99	75 - 125
Selenium	100	95.1		ug/L		95	75 - 125
Silver	50.0	55.8		ug/L		112	75 - 125
Thallium	40.0	42.4		ug/L		106	75 - 125
Vanadium	100	95.0		ug/L		95	75 - 125
Zinc	100	95.4		ug/L		95	75 - 125

Lab Sample ID: 680-125120-15MS
Matrix: Water
Analysis Batch: 434443

Client Sample ID: MC0AH0
Prep Type: Total/NA
Prep Batch: 433167

Analyte	Sample Result	Sample Qualifier	Spike Added	MS Result	MS Qualifier	Unit	D	%Rec	%Rec. Limits
Antimony	0.50	U	50.0	52.0		ug/L		104	75 - 125
Arsenic	1.5	U	100	104		ug/L		104	75 - 125
Barium	130		100	228		ug/L		100	75 - 125
Beryllium	0.17	U	50.0	51.7		ug/L		103	75 - 125
Cadmium	0.15	U	50.0	46.6		ug/L		93	75 - 125
Chromium	1.6	U	100	110		ug/L		110	75 - 125

Method: 6020A - Metals (ICP/MS) (Continued)

Lab Sample ID: 680-125120-15MS
Matrix: Water
Analysis Batch: 434443

Client Sample ID: MC0AH0
Prep Type: Total/NA
Prep Batch: 433167

Analyte	Sample Result	Sample Qualifier	Spike Added	MS Result	MS Qualifier	Unit	D	%Rec	%Rec. Limits
Cobalt	0.12	J	50.0	52.8		ug/L		106	75 - 125
Copper	1.7	U	100	93.9		ug/L		94	75 - 125
Lead	0.98	U	500	456		ug/L		91	75 - 125
Manganese	290		500	813		ug/L		106	75 - 125
Nickel	1.9	U	100	94.7		ug/L		95	75 - 125
Selenium	1.2	J	100	83.3		ug/L		82	75 - 125
Silver	0.10	U	50.0	48.2		ug/L		96	75 - 125
Thallium	0.49	U	40.0	37.9		ug/L		95	75 - 125
Vanadium	5.3	U	100	110		ug/L		110	75 - 125
Zinc	9.6	U	100	91.3		ug/L		91	75 - 125

Lab Sample ID: 680-125120-15 DU
Matrix: Water
Analysis Batch: 434443

Client Sample ID: MC0AH0
Prep Type: Total/NA
Prep Batch: 433167

Analyte	Sample Result	Sample Qualifier	DU Result	DU Qualifier	Unit	D	RPD	RPD Limit
Antimony	0.50	U	0.50	U	ug/L		NC	20
Arsenic	1.5	U	1.5	U	ug/L		NC	20
Barium	130		128		ug/L		0.4	20
Beryllium	0.17	U	0.17	U	ug/L		NC	20
Cadmium	0.15	U	0.15	U	ug/L		NC	20
Chromium	1.6	U	1.6	U	ug/L		NC	20
Cobalt	0.12	J	0.12	U	ug/L		NC	20
Copper	1.7	U	1.7	U	ug/L		NC	20
Lead	0.98	U	0.98	U	ug/L		NC	20
Manganese	290		286		ug/L		0	20
Nickel	1.9	U	1.9	U	ug/L		NC	20
Selenium	1.2	J	1.0	U	ug/L		NC	20
Silver	0.10	U	0.10	U	ug/L		NC	20
Thallium	0.49	U	0.49	U	ug/L		NC	20
Vanadium	5.3	U	5.3	U	ug/L		NC	20
Zinc	9.6	U	9.6	U	ug/L		NC	20

Lab Sample ID: MB 680-432956/1-A
Matrix: Water
Analysis Batch: 434443

Client Sample ID: Method Blank
Prep Type: Total Recoverable
Prep Batch: 432956

Analyte	MB Result	MB Qualifier	RL	MDL	Unit	D	Prepared	Analyzed	Dil Fac
Antimony, Dissolved	0.50	U	5.0	0.50	ug/L		05/12/16 09:33	05/22/16 01:23	1
Arsenic, Dissolved	1.5	U	3.0	1.5	ug/L		05/12/16 09:33	05/22/16 01:23	1
Barium, Dissolved	0.61	U	5.0	0.61	ug/L		05/12/16 09:33	05/22/16 01:23	1
Beryllium, Dissolved	0.17	U	0.50	0.17	ug/L		05/12/16 09:33	05/22/16 01:23	1
Cadmium, Dissolved	0.15	U	0.50	0.15	ug/L		05/12/16 09:33	05/22/16 01:23	1
Chromium, Dissolved	1.6	U	5.0	1.6	ug/L		05/12/16 09:33	05/22/16 01:23	1
Cobalt, Dissolved	0.12	U	0.50	0.12	ug/L		05/12/16 09:33	05/22/16 01:23	1
Copper, Dissolved	1.7	U	5.0	1.7	ug/L		05/12/16 09:33	05/22/16 01:23	1
Lead, Dissolved	0.98	U	2.5	0.98	ug/L		05/12/16 09:33	05/22/16 01:23	1
Manganese, Dissolved	1.8	U	5.0	1.8	ug/L		05/12/16 09:33	05/22/16 01:23	1
Nickel, Dissolved	1.9	U	5.0	1.9	ug/L		05/12/16 09:33	05/22/16 01:23	1

Method: 6020A - Metals (ICP/MS) (Continued)

Lab Sample ID: MB 680-432956/1-A
Matrix: Water
Analysis Batch: 434443

Client Sample ID: Method Blank
Prep Type: Total Recoverable
Prep Batch: 432956

Analyte	MB Result	MB Qualifier	RL	MDL	Unit	D	Prepared	Analyzed	Dil Fac
Selenium, Dissolved	1.0	U	2.5	1.0	ug/L		05/12/16 09:33	05/22/16 01:23	1
Silver, Dissolved	0.10	U	1.0	0.10	ug/L		05/12/16 09:33	05/22/16 01:23	1
Thallium, Dissolved	0.49	U	1.0	0.49	ug/L		05/12/16 09:33	05/22/16 01:23	1
Vanadium, Dissolved	5.3	U	10	5.3	ug/L		05/12/16 09:33	05/22/16 01:23	1
Zinc, Dissolved	9.6	U	20	9.6	ug/L		05/12/16 09:33	05/22/16 01:23	1

Lab Sample ID: LCS 680-432956/2-A
Matrix: Water
Analysis Batch: 434443

Client Sample ID: Lab Control Sample
Prep Type: Total Recoverable
Prep Batch: 432956

Analyte	Spike Added	LCS Result	LCS Qualifier	Unit	D	%Rec	%Rec. Limits
Antimony, Dissolved	50.0	52.6		ug/L		105	75 - 125
Arsenic, Dissolved	100	105		ug/L		105	75 - 125
Barium, Dissolved	100	108		ug/L		108	75 - 125
Beryllium, Dissolved	50.0	55.8		ug/L		112	75 - 125
Cadmium, Dissolved	50.0	53.1		ug/L		106	75 - 125
Chromium, Dissolved	100	108		ug/L		108	75 - 125
Cobalt, Dissolved	50.0	55.7		ug/L		111	75 - 125
Copper, Dissolved	100	105		ug/L		105	75 - 125
Lead, Dissolved	500	520		ug/L		104	75 - 125
Manganese, Dissolved	500	544		ug/L		109	75 - 125
Nickel, Dissolved	100	104		ug/L		104	75 - 125
Selenium, Dissolved	100	106		ug/L		106	75 - 125
Silver, Dissolved	50.0	57.3		ug/L		115	75 - 125
Thallium, Dissolved	40.0	42.7		ug/L		107	75 - 125
Vanadium, Dissolved	100	101		ug/L		101	75 - 125
Zinc, Dissolved	100	103		ug/L		103	75 - 125

Lab Sample ID: 680-125120-16MS
Matrix: Water
Analysis Batch: 434443

Client Sample ID: MC0AH1
Prep Type: Dissolved
Prep Batch: 432956

Analyte	Sample Result	Sample Qualifier	Spike Added	MS Result	MS Qualifier	Unit	D	%Rec	%Rec. Limits
Antimony, Dissolved	0.50	U	50.0	53.1		ug/L		106	75 - 125
Arsenic, Dissolved	1.5	U	100	105		ug/L		105	75 - 125
Barium, Dissolved	130		100	233		ug/L		104	75 - 125
Beryllium, Dissolved	0.17	U	50.0	54.1		ug/L		108	75 - 125
Cadmium, Dissolved	0.15	U	50.0	47.6		ug/L		95	75 - 125
Chromium, Dissolved	1.6	U	100	109		ug/L		109	75 - 125
Cobalt, Dissolved	0.12	U	50.0	53.4		ug/L		107	75 - 125
Copper, Dissolved	1.7	U	100	93.4		ug/L		93	75 - 125
Lead, Dissolved	0.98	U	500	465		ug/L		93	75 - 125
Manganese, Dissolved	280		500	813		ug/L		107	75 - 125
Nickel, Dissolved	2.3	J	100	94.1		ug/L		92	75 - 125
Selenium, Dissolved	1.0	U	100	93.5		ug/L		94	75 - 125
Silver, Dissolved	0.10	U	50.0	48.8		ug/L		98	75 - 125
Thallium, Dissolved	0.49	U	40.0	36.4		ug/L		91	75 - 125
Vanadium, Dissolved	5.3	U	100	110		ug/L		110	75 - 125
Zinc, Dissolved	9.6	U	100	89.5		ug/L		89	75 - 125

Lab Sample ID: 680-125120-16 DU — **Client Sample ID: MC0AH1**
Matrix: Water — **Prep Type: Dissolved**
Analysis Batch: 434443 — **Prep Batch: 432956**

Analyte	Sample Result	Sample Qualifier	DU Result	DU Qualifier	Unit	D	RPD	RPD Limit
Antimony, Dissolved	0.50	U	0.50	U	ug/L		NC	20
Arsenic, Dissolved	1.5	U	1.5	U	ug/L		NC	20
Barium, Dissolved	130		130		ug/L		1	20
Beryllium, Dissolved	0.17	U	0.17	U	ug/L		NC	20
Cadmium, Dissolved	0.15	U	0.15	U	ug/L		NC	20
Chromium, Dissolved	1.6	U	1.6	U	ug/L		NC	20
Cobalt, Dissolved	0.12	U	0.12	U	ug/L		NC	20
Copper, Dissolved	1.7	U	1.7	U	ug/L		NC	20
Lead, Dissolved	0.98	U	0.98	U	ug/L		NC	20
Manganese, Dissolved	280		284		ug/L		2	20
Nickel, Dissolved	2.3	J	1.9	U	ug/L		NC	20
Selenium, Dissolved	1.0	U	1.0	U	ug/L		NC	20
Silver, Dissolved	0.10	U	0.10	U	ug/L		NC	20
Thallium, Dissolved	0.49	U	0.49	U	ug/L		NC	20
Vanadium, Dissolved	5.3	U	5.3	U	ug/L		NC	20
Zinc, Dissolved	9.6	U	9.6	U	ug/L		NC	20

Method: 7470A - Mercury (CVAA)

Lab Sample ID: MB 680-433091/1-A — **Client Sample ID: Method Blank**
Matrix: Water — **Prep Type: Total/NA**
Analysis Batch: 433440 — **Prep Batch: 433091**

Analyte	MB Result	MB Qualifier	RL	MDL	Unit	D	Prepared	Analyzed	Dil Fac
Mercury	0.080	U	0.20	0.080	ug/L		05/12/16 16:16	05/15/16 13:59	1
Mercury, Dissolved	0.080	U	0.20	0.080	ug/L		05/12/16 16:16	05/15/16 13:59	1

Lab Sample ID: LCS 680-433091/2-A — **Client Sample ID: Lab Control Sample**
Matrix: Water — **Prep Type: Total/NA**
Analysis Batch: 433440 — **Prep Batch: 433091**

Analyte	Spike Added	LCS Result	LCS Qualifier	Unit	D	%Rec	%Rec. Limits
Mercury	2.50	2.50		ug/L		100	80 - 120
Mercury, Dissolved	2.50	2.50		ug/L		100	80 - 120

Lab Sample ID: 680-125120-7 MS — **Client Sample ID: MC0AH2**
Matrix: Water — **Prep Type: Total/NA**
Analysis Batch: 433440 — **Prep Batch: 433091**

Analyte	Sample Result	Sample Qualifier	Spike Added	MS Result	MS Qualifier	Unit	D	%Rec	%Rec. Limits
Mercury	0.080	U	1.00	0.979		ug/L		98	80 - 120

Lab Sample ID: 680-125120-7 MSD — **Client Sample ID: MC0AH2**
Matrix: Water — **Prep Type: Total/NA**
Analysis Batch: 433440 — **Prep Batch: 433091**

Analyte	Sample Result	Sample Qualifier	Spike Added	MSD Result	MSD Qualifier	Unit	D	%Rec	%Rec. Limits	RPD	RPD Limit
Mercury	0.080	U	1.00	1.02		ug/L		102	80 - 120	4	20
Mercury, Dissolved	0.080	U	1.00	1.02		ug/L		102	80 - 120	4	20

Method: 7470A - Mercury (CVAA) (Continued)

Lab Sample ID: 680-125120-15 DU — **Client Sample ID: MC0AH0**
Matrix: Water — **Prep Type: Total/NA**
Analysis Batch: 433440 — **Prep Batch: 433091**

Analyte	Sample Result	Sample Qualifier		DU Result	DU Qualifier	Unit	D			RPD	RPD Limit
Mercury	0.080	U		0.080	U	ug/L				NC	20

Lab Sample ID: MB 680-433452/13-A — **Client Sample ID: Method Blank**
Matrix: Water — **Prep Type: Total/NA**
Analysis Batch: 433689 — **Prep Batch: 433452**

Analyte	MB Result	MB Qualifier	RL	MDL	Unit	D	Prepared	Analyzed	Dil Fac
Mercury	0.080	U	0.20	0.080	ug/L		05/16/16 09:52	05/16/16 16:07	1
Mercury, Dissolved	0.080	U	0.20	0.080	ug/L		05/16/16 09:52	05/16/16 16:07	1

Lab Sample ID: LCS 680-433452/14-A — **Client Sample ID: Lab Control Sample**
Matrix: Water — **Prep Type: Total/NA**
Analysis Batch: 433689 — **Prep Batch: 433452**

Analyte			Spike Added	LCS Result	LCS Qualifier	Unit	D	%Rec	%Rec. Limits		
Mercury			2.50	2.49		ug/L		100	80 - 120		
Mercury, Dissolved			2.50	2.49		ug/L		100	80 - 120		

Lab Sample ID: 680-125120-15MS — **Client Sample ID: MC0AH0**
Matrix: Water — **Prep Type: Total/NA**
Analysis Batch: 433689 — **Prep Batch: 433452**

Analyte	Sample Result	Sample Qualifier	Spike Added	MS Result	MS Qualifier	Unit	D	%Rec	%Rec. Limits		
Mercury	0.080	U	1.00	0.993		ug/L		99	80 - 120		

Lab Sample ID: 680-125120-16 DU — **Client Sample ID: MC0AH1**
Matrix: Water — **Prep Type: Dissolved**
Analysis Batch: 433440 — **Prep Batch: 433091**

Analyte	Sample Result	Sample Qualifier		DU Result	DU Qualifier	Unit	D			RPD	RPD Limit
Mercury, Dissolved	0.080	U		0.080	U	ug/L				NC	20

Lab Sample ID: 680-125120-16MS — **Client Sample ID: MC0AH1**
Matrix: Water — **Prep Type: Dissolved**
Analysis Batch: 433689 — **Prep Batch: 433452**

Analyte	Sample Result	Sample Qualifier	Spike Added	MS Result	MS Qualifier	Unit	D	%Rec	%Rec. Limits		
Mercury, Dissolved	0.080	U	1.00	0.994		ug/L		99	80 - 120		

Method: 9012A - Cyanide, Total and/or Amenable

Lab Sample ID: MB 680-433964/1-A — **Client Sample ID: Method Blank**
Matrix: Water — **Prep Type: Total/NA**
Analysis Batch: 434042 — **Prep Batch: 433964**

Analyte	MB Result	MB Qualifier	RL	MDL	Unit	D	Prepared	Analyzed	Dil Fac
Cyanide, Total	0.0025	U	0.010	0.0025	mg/L		05/19/16 08:00	05/19/16 11:51	1

Method: 9012A - Cyanide, Total and/or Amenable (Continued)

Lab Sample ID: LCS 680-433964/2-A — **Client Sample ID: Lab Control Sample**
Matrix: Water — **Prep Type: Total/NA**
Analysis Batch: 434042 — **Prep Batch: 433964**

Analyte			Spike Added	LCS Result	LCS Qualifier	Unit	D	%Rec	%Rec. Limits		
Cyanide, Total			0.0500	0.0516		mg/L		103	85 - 115		

Lab Sample ID: 680-125120-15MS — **Client Sample ID: MC0AH0**
Matrix: Water — **Prep Type: Total/NA**
Analysis Batch: 434042 — **Prep Batch: 433964**

Analyte	Sample Result	Sample Qualifier	Spike Added	MS Result	MS Qualifier	Unit	D	%Rec	%Rec. Limits		
Cyanide, Total	0.0025	U	0.0500	0.0481		mg/L		96	85 - 115		

Lab Sample ID: 680-125120-15 DU — **Client Sample ID: MC0AH0**
Matrix: Water — **Prep Type: Total/NA**
Analysis Batch: 434042 — **Prep Batch: 433964**

Analyte	Sample Result	Sample Qualifier		DU Result	DU Qualifier	Unit	D			RPD	RPD Limit
Cyanide, Total	0.0025	U		0.00341	J	mg/L				NC	20

QC Association Summary

Client: Weston Solutions, Inc.
Project/Site: DAS R34842

TestAmerica Job ID: 680-125120-1

GC/MS VOA

Analysis Batch: 434538

Lab Sample ID	Client Sample ID	Prep Type	Matrix	Method	Prep Batch
680-125120-1	C0AH0	Total/NA	Water	8260B	
680-125120-2	C0AH2	Total/NA	Water	8260B	
680-125120-3	C0AH3	Total/NA	Water	8260B	
680-125120-4	C0AH4	Total/NA	Water	8260B	
680-125120-5	C0AH6	Total/NA	Water	8260B	
680-125120-6	C0AH9	Total/NA	Water	8260B	
LCS 680-434538/3	Lab Control Sample	Total/NA	Water	8260B	
LCSD 680-434538/4	Lab Control Sample Dup	Total/NA	Water	8260B	
MB 680-434538/8	Method Blank	Total/NA	Water	8260B	

GC/MS Semi VOA

Prep Batch: 432954

Lab Sample ID	Client Sample ID	Prep Type	Matrix	Method	Prep Batch
680-125120-2	C0AH2	Total/NA	Water	3520C	
680-125120-8	C0AH6	Total/NA	Water	3520C	
680-125120-9	C0AH9	Total/NA	Water	3520C	
680-125120-14	C0AH0	Total/NA	Water	3520C	
680-125120-17	C0AH4	Total/NA	Water	3520C	
LCS 680-432954/20-A	Lab Control Sample	Total/NA	Water	3520C	
MB 680-432954/19-A	Method Blank	Total/NA	Water	3520C	

Prep Batch: 433171

Lab Sample ID	Client Sample ID	Prep Type	Matrix	Method	Prep Batch
680-125120-2	C0AH2	Total/NA	Water	3520C	
680-125120-8	C0AH6	Total/NA	Water	3520C	
680-125120-8 MS	C0AH6	Total/NA	Water	3520C	
680-125120-8 MSD	C0AH6	Total/NA	Water	3520C	
680-125120-9	C0AH9	Total/NA	Water	3520C	
680-125120-14	C0AH0	Total/NA	Water	3520C	
680-125120-17	C0AH4	Total/NA	Water	3520C	
LCS 680-433171/10-A	Lab Control Sample	Total/NA	Water	3520C	
LCSD 680-433171/11-A	Lab Control Sample Dup	Total/NA	Water	3520C	
MB 680-433171/9-A	Method Blank	Total/NA	Water	3520C	

Analysis Batch: 433361

Lab Sample ID	Client Sample ID	Prep Type	Matrix	Method	Prep Batch
680-125120-2	C0AH2	Total/NA	Water	8270D	432954
680-125120-8	C0AH6	Total/NA	Water	8270D	432954
680-125120-9	C0AH9	Total/NA	Water	8270D	432954
680-125120-14	C0AH0	Total/NA	Water	8270D	432954
680-125120-17	C0AH4	Total/NA	Water	8270D	432954
LCS 680-432954/20-A	Lab Control Sample	Total/NA	Water	8270D	432954
MB 680-432954/19-A	Method Blank	Total/NA	Water	8270D	432954

Analysis Batch: 433558

Lab Sample ID	Client Sample ID	Prep Type	Matrix	Method	Prep Batch
680-125120-2	C0AH2	Total/NA	Water	8270D LL	433171
680-125120-8	C0AH6	Total/NA	Water	8270D LL	433171
680-125120-8 MS	C0AH6	Total/NA	Water	8270D LL	433171

GC/MS Semi VOA (Continued)

Analysis Batch: 433558 (Continued)

Lab Sample ID	Client Sample ID	Prep Type	Matrix	Method	Prep Batch
680-125120-8 MSD	C0AH6	Total/NA	Water	8270D LL	433171
680-125120-9	C0AH9	Total/NA	Water	8270D LL	433171
680-125120-14	C0AH0	Total/NA	Water	8270D LL	433171
680-125120-17	C0AH4	Total/NA	Water	8270D LL	433171
LCS 680-433171/10-A	Lab Control Sample	Total/NA	Water	8270D LL	433171
LCSD 680-433171/11-A	Lab Control Sample Dup	Total/NA	Water	8270D LL	433171
MB 680-433171/9-A	Method Blank	Total/NA	Water	8270D LL	433171

Metals

Prep Batch: 432955

Lab Sample ID	Client Sample ID	Prep Type	Matrix	Method	Prep Batch
680-125120-11	MC0AH7	Dissolved	Water	3005A	
680-125120-12	MC0AH8	Dissolved	Water	3005A	
680-125120-16	MC0AH1	Dissolved	Water	3005A	
680-125120-16 DU	MC0AH1	Dissolved	Water	3005A	
680-125120-16MS	MC0AH1	Dissolved	Water	3005A	
680-125120-19	MC0AH5	Dissolved	Water	3005A	
LCS 680-432955/2-A	Lab Control Sample	Total Recoverable	Water	3005A	
MB 680-432955/1-A	Method Blank	Total Recoverable	Water	3005A	

Prep Batch: 432956

Lab Sample ID	Client Sample ID	Prep Type	Matrix	Method	Prep Batch
680-125120-11	MC0AH7	Dissolved	Water	3005A	
680-125120-12	MC0AH8	Dissolved	Water	3005A	
680-125120-16	MC0AH1	Dissolved	Water	3005A	
680-125120-16 DU	MC0AH1	Dissolved	Water	3005A	
680-125120-16MS	MC0AH1	Dissolved	Water	3005A	
680-125120-19	MC0AH5	Dissolved	Water	3005A	
LCS 680-432956/2-A	Lab Control Sample	Total Recoverable	Water	3005A	
MB 680-432956/1-A	Method Blank	Total Recoverable	Water	3005A	

Prep Batch: 433091

Lab Sample ID	Client Sample ID	Prep Type	Matrix	Method	Prep Batch
680-125120-7	MC0AH2	Total/NA	Water	7470A	
680-125120-7 MS	MC0AH2	Total/NA	Water	7470A	
680-125120-7 MSD	MC0AH2	Total/NA	Water	7470A	
680-125120-10	MC0AH6	Total/NA	Water	7470A	
680-125120-11	MC0AH7	Dissolved	Water	7470A	
680-125120-12	MC0AH8	Dissolved	Water	7470A	
680-125120-13	MC0AH9	Total/NA	Water	7470A	
680-125120-15	MC0AH0	Total/NA	Water	7470A	
680-125120-15 DU	MC0AH0	Total/NA	Water	7470A	
680-125120-16	MC0AH1	Dissolved	Water	7470A	
680-125120-16 DU	MC0AH1	Dissolved	Water	7470A	
680-125120-18	MC0AH4	Total/NA	Water	7470A	
680-125120-19	MC0AH5	Dissolved	Water	7470A	
LCS 680-433091/2-A	Lab Control Sample	Total/NA	Water	7470A	
MB 680-433091/1-A	Method Blank	Total/NA	Water	7470A	

Metals (Continued)

Prep Batch: 433165

Lab Sample ID	Client Sample ID	Prep Type	Matrix	Method	Prep Batch
680-125120-7	MC0AH2	Total/NA	Water	3010A	
680-125120-10	MC0AH6	Total/NA	Water	3010A	
680-125120-13	MC0AH9	Total/NA	Water	3010A	
680-125120-15	MC0AH0	Total/NA	Water	3010A	
680-125120-15 DU	MC0AH0	Total/NA	Water	3010A	
680-125120-15MS	MC0AH0	Total/NA	Water	3010A	
680-125120-18	MC0AH4	Total/NA	Water	3010A	
LCS 680-433165/2-A	Lab Control Sample	Total/NA	Water	3010A	
MB 680-433165/1-A	Method Blank	Total/NA	Water	3010A	

Prep Batch: 433167

Lab Sample ID	Client Sample ID	Prep Type	Matrix	Method	Prep Batch
680-125120-7	MC0AH2	Total/NA	Water	3010A	
680-125120-10	MC0AH6	Total/NA	Water	3010A	
680-125120-13	MC0AH9	Total/NA	Water	3010A	
680-125120-15	MC0AH0	Total/NA	Water	3010A	
680-125120-15 DU	MC0AH0	Total/NA	Water	3010A	
680-125120-15MS	MC0AH0	Total/NA	Water	3010A	
680-125120-18	MC0AH4	Total/NA	Water	3010A	
LCS 680-433167/2-A	Lab Control Sample	Total/NA	Water	3010A	
MB 680-433167/1-A	Method Blank	Total/NA	Water	3010A	

Analysis Batch: 433440

Lab Sample ID	Client Sample ID	Prep Type	Matrix	Method	Prep Batch
680-125120-7	MC0AH2	Total/NA	Water	7470A	433091
680-125120-7 MS	MC0AH2	Total/NA	Water	7470A	433091
680-125120-7 MSD	MC0AH2	Total/NA	Water	7470A	433091
680-125120-10	MC0AH6	Total/NA	Water	7470A	433091
680-125120-11	MC0AH7	Dissolved	Water	7470A	433091
680-125120-12	MC0AH8	Dissolved	Water	7470A	433091
680-125120-13	MC0AH9	Total/NA	Water	7470A	433091
680-125120-15	MC0AH0	Total/NA	Water	7470A	433091
680-125120-15 DU	MC0AH0	Total/NA	Water	7470A	433091
680-125120-16	MC0AH1	Dissolved	Water	7470A	433091
680-125120-16 DU	MC0AH1	Dissolved	Water	7470A	433091
680-125120-18	MC0AH4	Total/NA	Water	7470A	433091
680-125120-19	MC0AH5	Dissolved	Water	7470A	433091
LCS 680-433091/2-A	Lab Control Sample	Total/NA	Water	7470A	433091
MB 680-433091/1-A	Method Blank	Total/NA	Water	7470A	433091

Prep Batch: 433452

Lab Sample ID	Client Sample ID	Prep Type	Matrix	Method	Prep Batch
680-125120-15MS	MC0AH0	Total/NA	Water	7470A	
680-125120-16MS	MC0AH1	Dissolved	Water	7470A	
LCS 680-433452/14-A	Lab Control Sample	Total/NA	Water	7470A	
MB 680-433452/13-A	Method Blank	Total/NA	Water	7470A	

Analysis Batch: 433676

Lab Sample ID	Client Sample ID	Prep Type	Matrix	Method	Prep Batch
680-125120-7	MC0AH2	Total/NA	Water	6010C	433165
680-125120-10	MC0AH6	Total/NA	Water	6010C	433165

Metals (Continued)

Analysis Batch: 433676 (Continued)

Lab Sample ID	Client Sample ID	Prep Type	Matrix	Method	Prep Batch
680-125120-11	MC0AH7	Dissolved	Water	6010C	432955
680-125120-12	MC0AH8	Dissolved	Water	6010C	432955
680-125120-13	MC0AH9	Total/NA	Water	6010C	433165
680-125120-15	MC0AH0	Total/NA	Water	6010C	433165
680-125120-15 DU	MC0AH0	Total/NA	Water	6010C	433165
680-125120-15MS	MC0AH0	Total/NA	Water	6010C	433165
680-125120-16	MC0AH1	Dissolved	Water	6010C	432955
680-125120-16 DU	MC0AH1	Dissolved	Water	6010C	432955
680-125120-16MS	MC0AH1	Dissolved	Water	6010C	432955
680-125120-18	MC0AH4	Total/NA	Water	6010C	433165
680-125120-19	MC0AH5	Dissolved	Water	6010C	432955
LCS 680-432955/2-A	Lab Control Sample	Total Recoverable	Water	6010C	432955
LCS 680-433165/2-A	Lab Control Sample	Total/NA	Water	6010C	433165
MB 680-432955/1-A	Method Blank	Total Recoverable	Water	6010C	432955
MB 680-433165/1-A	Method Blank	Total/NA	Water	6010C	433165

Analysis Batch: 433689

Lab Sample ID	Client Sample ID	Prep Type	Matrix	Method	Prep Batch
680-125120-15MS	MC0AH0	Total/NA	Water	7470A	433452
680-125120-16MS	MC0AH1	Dissolved	Water	7470A	433452
LCS 680-433452/14-A	Lab Control Sample	Total/NA	Water	7470A	433452
MB 680-433452/13-A	Method Blank	Total/NA	Water	7470A	433452

Analysis Batch: 433877

Lab Sample ID	Client Sample ID	Prep Type	Matrix	Method	Prep Batch
680-125120-10	MC0AH6	Total/NA	Water	6010C	433165
680-125120-10	MC0AH6	Total/NA	Water	6010C	433165
680-125120-11	MC0AH7	Dissolved	Water	6010C	432955
680-125120-11	MC0AH7	Dissolved	Water	6010C	432955
680-125120-12	MC0AH8	Dissolved	Water	6010C	432955
680-125120-12	MC0AH8	Dissolved	Water	6010C	432955
680-125120-13	MC0AH9	Total/NA	Water	6010C	433165
680-125120-13	MC0AH9	Total/NA	Water	6010C	433165
680-125120-15	MC0AH0	Total/NA	Water	6010C	433165
680-125120-15	MC0AH0	Total/NA	Water	6010C	433165
680-125120-15 DU	MC0AH0	Total/NA	Water	6010C	433165
680-125120-15 DU	MC0AH0	Total/NA	Water	6010C	433165
680-125120-15MS	MC0AH0	Total/NA	Water	6010C	433165
680-125120-15MS	MC0AH0	Total/NA	Water	6010C	433165
680-125120-16	MC0AH1	Dissolved	Water	6010C	432955
680-125120-16	MC0AH1	Dissolved	Water	6010C	432955
680-125120-16 DU	MC0AH1	Dissolved	Water	6010C	432955
680-125120-16 DU	MC0AH1	Dissolved	Water	6010C	432955
680-125120-16MS	MC0AH1	Dissolved	Water	6010C	432955
680-125120-16MS	MC0AH1	Dissolved	Water	6010C	432955

Analysis Batch: 434443

Lab Sample ID	Client Sample ID	Prep Type	Matrix	Method	Prep Batch
680-125120-7	MC0AH2	Total/NA	Water	6020A	433167
680-125120-10	MC0AH6	Total/NA	Water	6020A	433167
680-125120-11	MC0AH7	Dissolved	Water	6020A	432956

Metals (Continued)

Analysis Batch: 434443 (Continued)

Lab Sample ID	Client Sample ID	Prep Type	Matrix	Method	Prep Batch
680-125120-12	MC0AH8	Dissolved	Water	6020A	432956
680-125120-13	MC0AH9	Total/NA	Water	6020A	433167
680-125120-15	MC0AH0	Total/NA	Water	6020A	433167
680-125120-15 DU	MC0AH0	Total/NA	Water	6020A	433167
680-125120-15MS	MC0AH0	Total/NA	Water	6020A	433167
680-125120-16	MC0AH1	Dissolved	Water	6020A	432956
680-125120-16 DU	MC0AH1	Dissolved	Water	6020A	432956
680-125120-16MS	MC0AH1	Dissolved	Water	6020A	432956
680-125120-18	MC0AH4	Total/NA	Water	6020A	433167
680-125120-19	MC0AH5	Dissolved	Water	6020A	432956
LCS 680-432956/2-A	Lab Control Sample	Total Recoverable	Water	6020A	432956
LCS 680-433167/2-A	Lab Control Sample	Total/NA	Water	6020A	433167
MB 680-432956/1-A	Method Blank	Total Recoverable	Water	6020A	432956
MB 680-433167/1-A	Method Blank	Total/NA	Water	6020A	433167

General Chemistry

Prep Batch: 433964

Lab Sample ID	Client Sample ID	Prep Type	Matrix	Method	Prep Batch
680-125120-7	MC0AH2	Total/NA	Water	9012A	
680-125120-10	MC0AH6	Total/NA	Water	9012A	
680-125120-13	MC0AH9	Total/NA	Water	9012A	
680-125120-15	MC0AH0	Total/NA	Water	9012A	
680-125120-15 DU	MC0AH0	Total/NA	Water	9012A	
680-125120-15MS	MC0AH0	Total/NA	Water	9012A	
680-125120-18	MC0AH4	Total/NA	Water	9012A	
LCS 680-433964/2-A	Lab Control Sample	Total/NA	Water	9012A	
MB 680-433964/1-A	Method Blank	Total/NA	Water	9012A	

Analysis Batch: 434042

Lab Sample ID	Client Sample ID	Prep Type	Matrix	Method	Prep Batch
680-125120-7	MC0AH2	Total/NA	Water	9012A	433964
680-125120-10	MC0AH6	Total/NA	Water	9012A	433964
680-125120-13	MC0AH9	Total/NA	Water	9012A	433964
680-125120-15	MC0AH0	Total/NA	Water	9012A	433964
680-125120-15 DU	MC0AH0	Total/NA	Water	9012A	433964
680-125120-15MS	MC0AH0	Total/NA	Water	9012A	433964
680-125120-18	MC0AH4	Total/NA	Water	9012A	433964
LCS 680-433964/2-A	Lab Control Sample	Total/NA	Water	9012A	433964
MB 680-433964/1-A	Method Blank	Total/NA	Water	9012A	433964

Lab Chronicle

Client: Weston Solutions, Inc.
Project/Site: DAS R34842

TestAmerica Job ID: 680-125120-1

Client Sample ID: C0AH0
Date Collected: 05/10/16 14:25
Date Received: 05/11/16 09:37

Lab Sample ID: 680-125120-1
Matrix: Water

Prep Type	Batch Type	Batch Method	Run	Dil Factor	Initial Amount	Final Amount	Batch Number	Prepared or Analyzed	Analyst	Lab
Total/NA	Analysis	8260B		1	5 mL	5 mL	434538	05/23/16 20:50	CEJ	TAL SAV
	Instrument ID: CMSO2									

Client Sample ID: C0AH2
Date Collected: 05/10/16 16:30
Date Received: 05/11/16 09:37

Lab Sample ID: 680-125120-2
Matrix: Water

Prep Type	Batch Type	Batch Method	Run	Dil Factor	Initial Amount	Final Amount	Batch Number	Prepared or Analyzed	Analyst	Lab
Total/NA	Analysis	8260B		1	5 mL	5 mL	434538	05/23/16 21:11	CEJ	TAL SAV
	Instrument ID: CMSO2									
Total/NA	Prep	3520C			1040.6 mL	1 mL	432954	05/12/16 15:40	RBS	TAL SAV
Total/NA	Analysis	8270D		1	1040.6 mL	1 mL	433361	05/14/16 19:55	OK	TAL SAV
	Instrument ID: CMSY									
Total/NA	Prep	3520C			1047.4 mL	1 mL	433171	05/13/16 16:27	RBS	TAL SAV
Total/NA	Analysis	8270D LL		1	1047.4 mL	1 mL	433558	05/16/16 22:45	NED	TAL SAV
	Instrument ID: CMSAE									

Client Sample ID: C0AH3
Date Collected: 05/10/16 17:10
Date Received: 05/11/16 09:37

Lab Sample ID: 680-125120-3
Matrix: Water

Prep Type	Batch Type	Batch Method	Run	Dil Factor	Initial Amount	Final Amount	Batch Number	Prepared or Analyzed	Analyst	Lab
Total/NA	Analysis	8260B		1	5 mL	5 mL	434538	05/23/16 21:32	CEJ	TAL SAV
	Instrument ID: CMSO2									

Client Sample ID: C0AH4
Date Collected: 05/10/16 17:05
Date Received: 05/11/16 09:37

Lab Sample ID: 680-125120-4
Matrix: Water

Prep Type	Batch Type	Batch Method	Run	Dil Factor	Initial Amount	Final Amount	Batch Number	Prepared or Analyzed	Analyst	Lab
Total/NA	Analysis	8260B		1	5 mL	5 mL	434538	05/23/16 21:53	CEJ	TAL SAV
	Instrument ID: CMSO2									

Client Sample ID: C0AH6
Date Collected: 05/10/16 15:45
Date Received: 05/11/16 09:37

Lab Sample ID: 680-125120-5
Matrix: Water

Prep Type	Batch Type	Batch Method	Run	Dil Factor	Initial Amount	Final Amount	Batch Number	Prepared or Analyzed	Analyst	Lab
Total/NA	Analysis	8260B		1	5 mL	5 mL	434538	05/23/16 22:14	CEJ	TAL SAV
	Instrument ID: CMSO2									

Lab Chronicle

Client: Weston Solutions, Inc.
Project/Site: DAS R34842

TestAmerica Job ID: 680-125120-1

Client Sample ID: C0AH9
Date Collected: 05/10/16 15:50
Date Received: 05/11/16 09:37

Lab Sample ID: 680-125120-6
Matrix: Water

Prep Type	Batch Type	Batch Method	Run	Dil Factor	Initial Amount	Final Amount	Batch Number	Prepared or Analyzed	Analyst	Lab
Total/NA	Analysis	8260B		1	5 mL	5 mL	434538	05/23/16 22:35	CEJ	TAL SAV
	Instrument ID: CMSO2									

Client Sample ID: MC0AH2
Date Collected: 05/10/16 16:30
Date Received: 05/11/16 09:37

Lab Sample ID: 680-125120-7
Matrix: Water

Prep Type	Batch Type	Batch Method	Run	Dil Factor	Initial Amount	Final Amount	Batch Number	Prepared or Analyzed	Analyst	Lab
Total/NA	Prep	3010A			50 mL	50 mL	433165	05/13/16 09:41	CRW	TAL SAV
Total/NA	Analysis	6010C		1	50 mL	50 mL	433676	05/16/16 19:04	BCB	TAL SAV
	Instrument ID: ICPE									
Total/NA	Prep	3010A			50 mL	250 mL	433167	05/13/16 09:41	CRW	TAL SAV
Total/NA	Analysis	6020A		1	50 mL	250 mL	434443	05/22/16 00:01	BWR	TAL SAV
	Instrument ID: ICPMSC									
Total/NA	Prep	7470A			50 mL	50 mL	433091	05/12/16 16:16	JKL	TAL SAV
Total/NA	Analysis	7470A		1	50 mL	50 mL	433440	05/15/16 14:06	JKL	TAL SAV
	Instrument ID: LEEMAN2									
Total/NA	Prep	9012A			50 mL	50 mL	433964	05/19/16 08:00	DAM	TAL SAV
Total/NA	Analysis	9012A		1	50 mL	50 mL	434042	05/19/16 11:53	DAM	TAL SAV
	Instrument ID: LACHAT1									

Client Sample ID: C0AH6
Date Collected: 05/10/16 15:45
Date Received: 05/11/16 09:37

Lab Sample ID: 680-125120-8
Matrix: Water

Prep Type	Batch Type	Batch Method	Run	Dil Factor	Initial Amount	Final Amount	Batch Number	Prepared or Analyzed	Analyst	Lab
Total/NA	Prep	3520C			1001.5 mL	1 mL	432954	05/12/16 15:40	RBS	TAL SAV
Total/NA	Analysis	8270D		1	1001.5 mL	1 mL	433361	05/14/16 20:15	OK	TAL SAV
	Instrument ID: CMSY									
Total/NA	Prep	3520C			506.7 mL	.5 mL	433171	05/13/16 16:27	RBS	TAL SAV
Total/NA	Analysis	8270D LL		1	506.7 mL	.5 mL	433558	05/16/16 23:07	NED	TAL SAV
	Instrument ID: CMSAE									

Client Sample ID: C0AH9
Date Collected: 05/10/16 15:50
Date Received: 05/11/16 09:37

Lab Sample ID: 680-125120-9
Matrix: Water

Prep Type	Batch Type	Batch Method	Run	Dil Factor	Initial Amount	Final Amount	Batch Number	Prepared or Analyzed	Analyst	Lab
Total/NA	Prep	3520C			1000.9 mL	1 mL	432954	05/12/16 15:40	RBS	TAL SAV
Total/NA	Analysis	8270D		1	1000.9 mL	1 mL	433361	05/14/16 20:35	OK	TAL SAV
	Instrument ID: CMSY									
Total/NA	Prep	3520C			991.5 mL	1 mL	433171	05/13/16 16:27	RBS	TAL SAV
Total/NA	Analysis	8270D LL		1	991.5 mL	1 mL	433558	05/16/16 23:29	NED	TAL SAV
	Instrument ID: CMSAE									

Lab Chronicle

Client: Weston Solutions, Inc.
Project/Site: DAS R34842

TestAmerica Job ID: 680-125120-1

Client Sample ID: MC0AH6

Lab Sample ID: 680-125120-10

Date Collected: 05/10/16 15:45
Matrix: Water
Date Received: 05/11/16 09:37

Prep Type	Batch Type	Batch Method	Run	Dil Factor	Initial Amount	Final Amount	Batch Number	Prepared or Analyzed	Analyst	Lab
Total/NA	Prep	3010A			50 mL	50 mL	433165	05/13/16 09:41	CRW	TAL SAV
Total/NA	Analysis	6010C		1	50 mL	50 mL	433676	05/16/16 19:08	BCB	TAL SAV
	Instrument ID: ICPE									
Total/NA	Prep	3010A			50 mL	50 mL	433165	05/13/16 09:41	CRW	TAL SAV
Total/NA	Analysis	6010C		10	50 mL	50 mL	433877	05/17/16 18:04	BCB	TAL SAV
	Instrument ID: ICPE									
Total/NA	Prep	3010A			50 mL	50 mL	433165	05/13/16 09:41	CRW	TAL SAV
Total/NA	Analysis	6010C		100	50 mL	50 mL	433877	05/17/16 18:09	BCB	TAL SAV
	Instrument ID: ICPE									
Total/NA	Prep	3010A			50 mL	250 mL	433167	05/13/16 09:41	CRW	TAL SAV
Total/NA	Analysis	6020A		1	50 mL	250 mL	434443	05/22/16 00:06	BWR	TAL SAV
	Instrument ID: ICPMSC									
Total/NA	Prep	7470A			50 mL	50 mL	433091	05/12/16 16:16	JKL	TAL SAV
Total/NA	Analysis	7470A		1	50 mL	50 mL	433440	05/15/16 14:15	JKL	TAL SAV
	Instrument ID: LEEMAN2									
Total/NA	Prep	9012A			50 mL	50 mL	433964	05/19/16 08:00	DAM	TAL SAV
Total/NA	Analysis	9012A		1	50 mL	50 mL	434042	05/19/16 11:56	DAM	TAL SAV
	Instrument ID: LACHAT1									

Client Sample ID: MC0AH7

Lab Sample ID: 680-125120-11

Date Collected: 05/10/16 15:45
Matrix: Water
Date Received: 05/11/16 09:37

Prep Type	Batch Type	Batch Method	Run	Dil Factor	Initial Amount	Final Amount	Batch Number	Prepared or Analyzed	Analyst	Lab
Dissolved	Prep	3005A			50 mL	50 mL	432955	05/12/16 09:33	CRW	TAL SAV
Dissolved	Analysis	6010C		1	50 mL	50 mL	433676	05/17/16 02:12	BCB	TAL SAV
	Instrument ID: ICPE									
Dissolved	Prep	3005A			50 mL	50 mL	432955	05/12/16 09:33	CRW	TAL SAV
Dissolved	Analysis	6010C		10	50 mL	50 mL	433877	05/17/16 19:41	BCB	TAL SAV
	Instrument ID: ICPE									
Dissolved	Prep	3005A			50 mL	50 mL	432955	05/12/16 09:33	CRW	TAL SAV
Dissolved	Analysis	6010C		100	50 mL	50 mL	433877	05/17/16 19:46	BCB	TAL SAV
	Instrument ID: ICPE									
Dissolved	Prep	3005A			50 mL	250 mL	432956	05/12/16 09:33	CRW	TAL SAV
Dissolved	Analysis	6020A		1	50 mL	250 mL	434443	05/22/16 02:24	BWR	TAL SAV
	Instrument ID: ICPMSC									
Dissolved	Prep	7470A			50 mL	50 mL	433091	05/12/16 16:16	JKL	TAL SAV
Dissolved	Analysis	7470A		1	50 mL	50 mL	433440	05/15/16 14:18	JKL	TAL SAV
	Instrument ID: LEEMAN2									

Lab Chronicle

Client: Weston Solutions, Inc.
Project/Site: DAS R34842

TestAmerica Job ID: 680-125120-1

Client Sample ID: MC0AH8

Lab Sample ID: 680-125120-12

Date Collected: 05/10/16 15:50
Date Received: 05/11/16 09:37

Matrix: Water

Prep Type	Batch Type	Batch Method	Run	Dil Factor	Initial Amount	Final Amount	Batch Number	Prepared or Analyzed	Analyst	Lab
Dissolved	Prep	3005A			50 mL	50 mL	432955	05/12/16 09:33	CRW	TAL SAV
Dissolved	Analysis	6010C		1	50 mL	50 mL	433676	05/17/16 02:17	BCB	TAL SAV
	Instrument ID: ICPE									
Dissolved	Prep	3005A			50 mL	50 mL	432955	05/12/16 09:33	CRW	TAL SAV
Dissolved	Analysis	6010C		10	50 mL	50 mL	433877	05/17/16 19:51	BCB	TAL SAV
	Instrument ID: ICPE									
Dissolved	Prep	3005A			50 mL	50 mL	432955	05/12/16 09:33	CRW	TAL SAV
Dissolved	Analysis	6010C		100	50 mL	50 mL	433877	05/17/16 19:56	BCB	TAL SAV
	Instrument ID: ICPE									
Dissolved	Prep	3005A			50 mL	250 mL	432956	05/12/16 09:33	CRW	TAL SAV
Dissolved	Analysis	6020A		1	50 mL	250 mL	434443	05/22/16 02:29	BWR	TAL SAV
	Instrument ID: ICPMSC									
Dissolved	Prep	7470A			50 mL	50 mL	433091	05/12/16 16:16	JKL	TAL SAV
Dissolved	Analysis	7470A		1	50 mL	50 mL	433440	05/15/16 14:21	JKL	TAL SAV
	Instrument ID: LEEMAN2									

Client Sample ID: MC0AH9

Lab Sample ID: 680-125120-13

Date Collected: 05/10/16 15:50
Date Received: 05/11/16 09:37

Matrix: Water

Prep Type	Batch Type	Batch Method	Run	Dil Factor	Initial Amount	Final Amount	Batch Number	Prepared or Analyzed	Analyst	Lab
Total/NA	Prep	3010A			50 mL	50 mL	433165	05/13/16 09:41	CRW	TAL SAV
Total/NA	Analysis	6010C		1	50 mL	50 mL	433676	05/16/16 19:13	BCB	TAL SAV
	Instrument ID: ICPE									
Total/NA	Prep	3010A			50 mL	50 mL	433165	05/13/16 09:41	CRW	TAL SAV
Total/NA	Analysis	6010C		10	50 mL	50 mL	433877	05/17/16 18:14	BCB	TAL SAV
	Instrument ID: ICPE									
Total/NA	Prep	3010A			50 mL	50 mL	433165	05/13/16 09:41	CRW	TAL SAV
Total/NA	Analysis	6010C		100	50 mL	50 mL	433877	05/17/16 18:18	BCB	TAL SAV
	Instrument ID: ICPE									
Total/NA	Prep	3010A			50 mL	250 mL	433167	05/13/16 09:41	CRW	TAL SAV
Total/NA	Analysis	6020A		1	50 mL	250 mL	434443	05/22/16 00:11	BWR	TAL SAV
	Instrument ID: ICPMSC									
Total/NA	Prep	7470A			50 mL	50 mL	433091	05/12/16 16:16	JKL	TAL SAV
Total/NA	Analysis	7470A		1	50 mL	50 mL	433440	05/15/16 14:24	JKL	TAL SAV
	Instrument ID: LEEMAN2									
Total/NA	Prep	9012A			50 mL	50 mL	433964	05/19/16 08:00	DAM	TAL SAV
Total/NA	Analysis	9012A		1	50 mL	50 mL	434042	05/19/16 11:57	DAM	TAL SAV
	Instrument ID: LACHAT1									

Lab Chronicle

Client: Weston Solutions, Inc.
Project/Site: DAS R34842

TestAmerica Job ID: 680-125120-1

Client Sample ID: C0AH0

Lab Sample ID: 680-125120-14
Date Collected: 05/10/16 14:25
Matrix: Water
Date Received: 05/11/16 09:37

Prep Type	Batch Type	Batch Method	Run	Dil Factor	Initial Amount	Final Amount	Batch Number	Prepared or Analyzed	Analyst	Lab
Total/NA	Prep	3520C			1031.2 mL	1 mL	432954	05/12/16 15:40	RBS	TAL SAV
Total/NA	Analysis	8270D		1	1031.2 mL	1 mL	433361	05/14/16 20:56	OK	TAL SAV
	Instrument ID: CMSY									
Total/NA	Prep	3520C			1063.7 mL	1 mL	433171	05/13/16 16:27	RBS	TAL SAV
Total/NA	Analysis	8270D LL		1	1063.7 mL	1 mL	433558	05/16/16 23:51	NED	TAL SAV
	Instrument ID: CMSAE									

Client Sample ID: MC0AH0

Lab Sample ID: 680-125120-15
Date Collected: 05/10/16 14:25
Matrix: Water
Date Received: 05/11/16 09:37

Prep Type	Batch Type	Batch Method	Run	Dil Factor	Initial Amount	Final Amount	Batch Number	Prepared or Analyzed	Analyst	Lab
Total/NA	Prep	3010A			50 mL	50 mL	433165	05/13/16 09:41	CRW	TAL SAV
Total/NA	Analysis	6010C		1	50 mL	50 mL	433676	05/16/16 18:50	BCB	TAL SAV
	Instrument ID: ICPE									
Total/NA	Prep	3010A			50 mL	50 mL	433165	05/13/16 09:41	CRW	TAL SAV
Total/NA	Analysis	6010C		10	50 mL	50 mL	433877	05/17/16 17:32	BCB	TAL SAV
	Instrument ID: ICPE									
Total/NA	Prep	3010A			50 mL	50 mL	433165	05/13/16 09:41	CRW	TAL SAV
Total/NA	Analysis	6010C		100	50 mL	50 mL	433877	05/17/16 17:47	BCB	TAL SAV
	Instrument ID: ICPE									
Total/NA	Prep	3010A			50 mL	250 mL	433167	05/13/16 09:41	CRW	TAL SAV
Total/NA	Analysis	6020A		1	50 mL	250 mL	434443	05/21/16 23:25	BWR	TAL SAV
	Instrument ID: ICPMSC									
Total/NA	Prep	7470A			50 mL	50 mL	433091	05/12/16 16:16	JKL	TAL SAV
Total/NA	Analysis	7470A		1	50 mL	50 mL	433440	05/15/16 14:27	JKL	TAL SAV
	Instrument ID: LEEMAN2									
Total/NA	Prep	9012A			50 mL	50 mL	433964	05/19/16 08:00	DAM	TAL SAV
Total/NA	Analysis	9012A		1	50 mL	50 mL	434042	05/19/16 11:59	DAM	TAL SAV
	Instrument ID: LACHAT1									

Client Sample ID: MC0AH1

Lab Sample ID: 680-125120-16
Date Collected: 05/10/16 14:25
Matrix: Water
Date Received: 05/11/16 09:37

Prep Type	Batch Type	Batch Method	Run	Dil Factor	Initial Amount	Final Amount	Batch Number	Prepared or Analyzed	Analyst	Lab
Dissolved	Prep	3005A			50 mL	50 mL	432955	05/12/16 09:33	CRW	TAL SAV
Dissolved	Analysis	6010C		1	50 mL	50 mL	433676	05/17/16 01:48	BCB	TAL SAV
	Instrument ID: ICPE									
Dissolved	Prep	3005A			50 mL	50 mL	432955	05/12/16 09:33	CRW	TAL SAV
Dissolved	Analysis	6010C		10	50 mL	50 mL	433877	05/17/16 19:02	BCB	TAL SAV
	Instrument ID: ICPE									
Dissolved	Prep	3005A			50 mL	50 mL	432955	05/12/16 09:33	CRW	TAL SAV

Lab Chronicle

Client: Weston Solutions, Inc.
Project/Site: DAS R34842

TestAmerica Job ID: 680-125120-1

Client Sample ID: MC0AH1

Lab Sample ID: 680-125120-16
Date Collected: 05/10/16 14:25
Matrix: Water
Date Received: 05/11/16 09:37

Prep Type	Batch Type	Batch Method	Run	Dil Factor	Initial Amount	Final Amount	Batch Number	Prepared or Analyzed	Analyst	Lab
Dissolved	Analysis	6010C		100	50 mL	50 mL	433877	05/17/16 19:17	BCB	TAL SAV
	Instrument ID: ICPE									
Dissolved	Prep	3005A			50 mL	250 mL	432956	05/12/16 09:33	CRW	TAL SAV
Dissolved	Analysis	6020A		1	50 mL	250 mL	434443	05/22/16 01:48	BWR	TAL SAV
	Instrument ID: ICPMSC									
Dissolved	Prep	7470A			50 mL	50 mL	433091	05/12/16 16:16	JKL	TAL SAV
Dissolved	Analysis	7470A		1	50 mL	50 mL	433440	05/15/16 14:42	JKL	TAL SAV
	Instrument ID: LEEMAN2									

Client Sample ID: C0AH4

Lab Sample ID: 680-125120-17
Date Collected: 05/10/16 17:05
Matrix: Water
Date Received: 05/11/16 09:37

Prep Type	Batch Type	Batch Method	Run	Dil Factor	Initial Amount	Final Amount	Batch Number	Prepared or Analyzed	Analyst	Lab
Total/NA	Prep	3520C			1008.7 mL	1 mL	432954	05/12/16 15:40	RBS	TAL SAV
Total/NA	Analysis	8270D		1	1008.7 mL	1 mL	433361	05/14/16 21:16	OK	TAL SAV
	Instrument ID: CMSY									
Total/NA	Prep	3520C			905 mL	1 mL	433171	05/13/16 16:27	RBS	TAL SAV
Total/NA	Analysis	8270D LL		1	905 mL	1 mL	433558	05/17/16 00:14	NED	TAL SAV
	Instrument ID: CMSAE									

Client Sample ID: MC0AH4

Lab Sample ID: 680-125120-18
Date Collected: 05/10/16 17:05
Matrix: Water
Date Received: 05/11/16 09:37

Prep Type	Batch Type	Batch Method	Run	Dil Factor	Initial Amount	Final Amount	Batch Number	Prepared or Analyzed	Analyst	Lab
Total/NA	Prep	3010A			50 mL	50 mL	433165	05/13/16 09:41	CRW	TAL SAV
Total/NA	Analysis	6010C		1	50 mL	50 mL	433676	05/16/16 19:18	BCB	TAL SAV
	Instrument ID: ICPE									
Total/NA	Prep	3010A			50 mL	250 mL	433167	05/13/16 09:41	CRW	TAL SAV
Total/NA	Analysis	6020A		1	50 mL	250 mL	434443	05/22/16 00:16	BWR	TAL SAV
	Instrument ID: ICPMSC									
Total/NA	Prep	7470A			50 mL	50 mL	433091	05/12/16 16:16	JKL	TAL SAV
Total/NA	Analysis	7470A		1	50 mL	50 mL	433440	05/15/16 14:51	JKL	TAL SAV
	Instrument ID: LEEMAN2									
Total/NA	Prep	9012A			50 mL	50 mL	433964	05/19/16 08:00	DAM	TAL SAV
Total/NA	Analysis	9012A		1	50 mL	50 mL	434042	05/19/16 12:02	DAM	TAL SAV
	Instrument ID: LACHAT1									

Lab Chronicle

Client: Weston Solutions, Inc.
Project/Site: DAS R34842

TestAmerica Job ID: 680-125120-1

Client Sample ID: MC0AH5

Date Collected: 05/10/16 17:05
Date Received: 05/11/16 09:37

Lab Sample ID: 680-125120-19

Matrix: Water

Prep Type	Batch Type	Batch Method	Run	Dil Factor	Initial Amount	Final Amount	Batch Number	Prepared or Analyzed	Analyst	Lab
Dissolved	Prep	3005A			50 mL	50 mL	432955	05/12/16 09:33	CRW	TAL SAV
Dissolved	Analysis	6010C		1	50 mL	50 mL	433676	05/17/16 02:21	BCB	TAL SAV
	Instrument ID: ICPE									
Dissolved	Prep	3005A			50 mL	250 mL	432956	05/12/16 09:33	CRW	TAL SAV
Dissolved	Analysis	6020A		1	50 mL	250 mL	434443	05/22/16 02:34	BWR	TAL SAV
	Instrument ID: ICPMSC									
Dissolved	Prep	7470A			50 mL	50 mL	433091	05/12/16 16:18	JKL	TAL SAV
Dissolved	Analysis	7470A		1	50 mL	50 mL	433440	05/15/16 14:54	JKL	TAL SAV
	Instrument ID: LEEMAN2									

Laboratory References:

TAL SAV = TestAmerica Savannah, 5102 LaRoche Avenue, Savannah, GA 31404, TEL (912)354-7858

USEPA CLP COC (LAB COPY)
DateShipped: 5/10/2016
CarrierName: FedEx
AirbillNo: 776310726790

CHAIN OF CUSTODY RECORD

DAS #: R34842
Cooler #: 1 of 4

No: 3-051016-182636-0013
Lab: TestAmerica Laboratories, Inc - Savannah, GA
Lab Contact: Sheila Hoffman
Lab Phone: 912-354-7858

Sample Identifier	CLP Sample No.	Matrix/Sampler	Coll. Method	Analysis/Turnaround (Days)	Tag/Preservative/Bottles	Location	Collection Date/Time	For Lab Use Only
HPS-GW-MW02	C0AH0	Ground Water/ START (Dakin)	Grab	VOA(21)	1396 (HCL), 1397 (HCL), 1398 (HCL) (3)	MW-2	05/10/2016 14:25	
HPS-GW-FB	C0AH2	Blank/ START (Dakin)	Grab	VOA(21), SVOA(21), PAH(21)	1409 (HCL), 1410 (HCL), 1411 (HCL), 1412 (4 C), 1413 (4 C), 1414 (4 C), 1415 (4 C) (7)	FB	05/10/2016 16:30	
HPS-GW-TB-04	C0AH3	Blank/	Grab	VOA(21)	1418 (HCl), 1419 (HCl), 1420 (HCl) (3)	TB	05/10/2016 17:10	
HPS-GW-MW01	C0AH4	Ground Water/ START (Dakin)	Grab	VOA(21)	1421 (HCL), 1422 (HCL), 1423 (HCL) (3)	MW-1	05/10/2016 17:05	
HPS-GW-MW03	C0AH6	Ground Water/ START (Dakin)	Grab	VOA(21)	1434 (HCL), 1435 (HCL), 1436 (HCL) (3)	MW-3	05/10/2016 15:45	
HPS-GW-MW03-01	C0AH9	Ground Water/ START (Dakin)	Grab	VOA(21)	1447 (HCL), 1448 (HCL), 1449 (HCL) (3)	MW-3	05/10/2016 15:50	
HPS-GW-FB	MC0AH2	Blank/ START (Dakin)	Grab	Metals & Hg(21), CN(21)	1416 (HNO3 pH<2), 1417 (NaOH) (2)	FB	05/10/2016 16:30	

Special Instructions:	**Shipment for Case Complete? N**
	Samples Transferred From Chain of Custody #
Analysis Key: VOA=TCL VOC, SVOA=TCL SVOC, PAH=PAHs by SIM, Metals & Hg=TAL Metals & Hg, CN=Total Cyanide	

Items/Reason	Relinquished by (Signature and Organization)	Date/Time	Received by (Signature and Organization)	Date/Time	Sample Condition Upon Receipt
All/Shipper	(Dakin/Weston)	5/10/16 15:0		05/11/16 0937	Sav.
			1.7/2.2/1.7/1.8 (CF)	2.0/2.5/2.0/2.1	

680-125120

680-125120 Chain of Custody

USEPA CLP COC (LAB COPY)

DateShipped: 5/10/2016
CarrierName: FedEx
AirbillNo: 776310738153

CHAIN OF CUSTODY RECORD

DAS #: R34842
Cooler #: 2 of 4

No: 3-051016-184258-0014

Lab: TestAmerica Laboratories, Inc - Savannah, GA
Lab Contact: Sheila Hoffman
Lab Phone: 912-354-7858

Sample Identifier	CLP Sample No.	Matrix/Sampler	Coll. Method	Analysis/Turnaround (Days)	Tag/Preservative/Bottles	Location	Collection Date/Time	For Lab Use Only
HPS-GW-MW03	C0AH6	Ground Water/ START (Dakin)	Grab	SVOA(21), PAH(21)	1437 (4 C), 1438 (4 C), 1439 (4 C), 1440 (4 C) (4)	MW-3	05/10/2016 15:45	
HPS-GW-MW03-01	C0AH9	Ground Water/ START (Dakin)	Grab	SVOA(21), PAH(21)	1450 (4 C), 1451 (4 C), 1452 (4 C), 1453 (4 C) (4)	MW-3	05/10/2016 15:50	
HPS-GW-MW03	MC0AH6	Ground Water/ START (Dakin)	Grab	Metals & Hg(21), CN(21)	1441 (HNO3 pH<2), 1444 (NaOH) (2)	MW-3	05/10/2016 15:45	
HPS-GW-MW03-filtered	MC0AH7	Ground Water/ START (Dakin)	Grab	Metals & Hg(21)	1445 (HNO3 pH<2) (1)	MW-3	05/10/2016 15:45	
HPS-GW-MW03-01-filtered	MC0AH8	Ground Water/ START (Dakin)	Grab	Metals & Hg(21)	1446 (HNO3 pH<2) (1)	MW-3	05/10/2016 15:50	
HPS-GW-MW03-01	MC0AH9	Ground Water/ START (Dakin)	Grab	Metals & Hg(21), CN(21)	1454 (HNO3 pH<2), 1455 (NaOH) (2)	MW-3	05/10/2016 15:50	

Special Instructions:	**Shipment for Case Complete? N**
	Samples Transferred From Chain of Custody #

Analysis Key: SVOA=TCL SVOC, PAH=PAHs by SIM, Metals & Hg=TAL Metals & Hg, CN=Total Cyanide

Items/Reason	Relinquished by (Signature and Organization)	Date/Time	Received by (Signature and Organization)	Date/Time	Sample Condition Upon Receipt
All/Shipm	(Dakin/Western)	5/10/16 1900		05-11-16 0937	Saw
			1.7/2.2/1.7/1.8 (CF)	2.0/2.5/2.0/2.1°C	

680-125120

USEPA CLP COC (LAB COPY)
DateShipped: 5/10/2016
CarrierName: FedEx
AirbillNo: 776310746004

CHAIN OF CUSTODY RECORD

DAS #: R34842
Cooler #: 3 of 4

No: 3-051016-184446-0015
Lab: TestAmerica Laboratories, Inc - Savannah, GA
Lab Contact: Sheila Hoffman
Lab Phone: 912-354-7858

Sample Identifier	CLP Sample No.	Matrix/Sampler	Coll. Method	Analysis/Turnaround (Days)	Tag/Preservative/Bottles	Location	Collection Date/Time	For Lab Use Only
HPS-GW-MW02	C0AH0	Ground Water/ START (Dakin)	Grab	SVOA(21), PAH(21)	1399 (4 C), 1400 (4 C), 1401 (4 C), 1402 (4 C) (4)	MW-2	05/10/2016 14:25	
HPS-GW-MW02	MC0AH0	Ground Water/ START (Dakin)	Grab	Metals & Hg(21), CN(21)	1403 (HNO3 pH<2), 1404 (NaOH), 1407 (HNO3 pH<2), 1408 (NaOH) (4)	MW-2	05/10/2016 14:25	
HPS-GW-MW02-filtered	MC0AH1	Ground Water/ START (Dakin)	Grab	Metals & Hg(21)	1405 (HNO3 pH<2), 1406 (HNO3 pH<2) (2)	MW-2	05/10/2016 14:25	

Sample(s) to be used for Lab QC: HPS-GW-MW02 Tag 1404, HPS-GW-MW02 Tag 1407, HPS-GW-MW02-filtered Tag 1406	**Shipment for Case Complete? N**
	Samples Transferred From Chain of Custody #
Analysis Key: SVOA=TCL SVOC, PAH=PAHs by SIM, Metals & Hg=TAL Metals & Hg, CN=Total Cyanide	

Items/Reason	Relinquished by (Signature and Organization)	Date/Time	Received by (Signature and Organization)	Date/Time	Sample Condition Upon Receipt
AH/Shiffman	(Dakin/Weston)	5/10/16 1910		05-11-16 0931	Sau.
			1.7/2.2/1.7/1.8(CF)	2.0/2.5/2.0/2.1°	

680-125120

USEPA CLP COC (LAB COPY)
DateShipped: 5/10/2016
CarrierName: FedEx
AirbillNo: 776310751562

CHAIN OF CUSTODY RECORD

DAS #: R34842
Cooler #: 4 of 4

No: 3-051016-184537-0016
Lab: TestAmerica Laboratories, Inc - Savannah, GA
Lab Contact: Sheila Hoffman
Lab Phone: 912-354-7858

Sample Identifier	CLP Sample No.	Matrix/Sampler	Coll. Method	Analysis/Turnaround (Days)	Tag/Preservative/Bottles	Location	Collection Date/Time	For Lab Use Only
HPS-GW-MW01	C0AH4	Ground Water/ START (Dakin)	Grab	SVOA(21), PAH(21)	1424 (4 C), 1425 (4 C), 1426 (4 C), 1427 (4 C) (4)	MW-1	05/10/2016 17:05	
HPS-GW-MW01	MC0AH4	Ground Water/ START (Dakin)	Grab	Metals & Hg(21), CN(21)	1428 (HNO3 pH<2), 1431 (NaOH) (2)	MW-1	05/10/2016 17:05	
HPS-GW-MW01-filtered	MC0AH5	Ground Water/ START (Dakin)	Grab	Metals & Hg(21)	1432 (HNO3 pH<2) (1)	MW-1	05/10/2016 17:05	

Special Instructions:	Shipment for Case Complete? N
	Samples Transferred From Chain of Custody #

Analysis Key: SVOA=TCL SVOC, PAH=PAHs by SIM, Metals & Hg=TAL Metals & Hg, CN=Total Cyanide

Items/Reason	Relinquished by (Signature and Organization)	Date/Time	Received by (Signature and Organization)	Date/Time	Sample Condition Upon Receipt
Shipping AM	(Dakin / Weyla)	5/10/16 19:00		2511-16 0937	Sow
			1.7/2.2/~~2.0~~ 1.7/1.8 (CF)/2.0/2.5/2.0/2.1 °C		

680-125120

Login Sample Receipt Checklist

Client: Weston Solutions, Inc.

Job Number: 680-125120-1

Login Number: 125120
List Number: 1
Creator: Banda, Christy S

List Source: TestAmerica Savannah

Question	Answer	Comment
Radioactivity wasn't checked or is </= background as measured by a survey meter.	N/A	
The cooler's custody seal, if present, is intact.	True	
Sample custody seals, if present, are intact.	True	
The cooler or samples do not appear to have been compromised or tampered with.	True	
Samples were received on ice.	True	
Cooler Temperature is acceptable.	True	
Cooler Temperature is recorded.	True	
COC is present.	True	
COC is filled out in ink and legible.	True	
COC is filled out with all pertinent information.	True	
Is the Field Sampler's name present on COC?	N/A	
There are no discrepancies between the containers received and the COC.	True	
Samples are received within Holding Time (excluding tests with immediate HTs)	True	
Sample containers have legible labels.	True	
Containers are not broken or leaking.	False	Sample -8 (Tag #1437) TCL- SVOC rec'd broken
Sample collection date/times are provided.	True	
Appropriate sample containers are used.	True	
Sample bottles are completely filled.	True	
Sample Preservation Verified.	True	
There is sufficient vol. for all requested analyses, incl. any requested MS/MSDs	True	
Containers requiring zero headspace have no headspace or bubble is <6mm (1/4").	True	
Multiphasic samples are not present.	N/A	
Samples do not require splitting or compositing.	N/A	
Residual Chlorine Checked.	N/A	

Certification Summary

Client: Weston Solutions, Inc.
Project/Site: DAS R34842

TestAmerica Job ID: 680-125120-1

Laboratory: TestAmerica Savannah

The certifications listed below are applicable to this report.

Authority	Program	EPA Region	Certification ID	Expiration Date
Virginia	NELAP	3	460161	06-14-16 *

* Certification renewal pending - certification considered valid.