

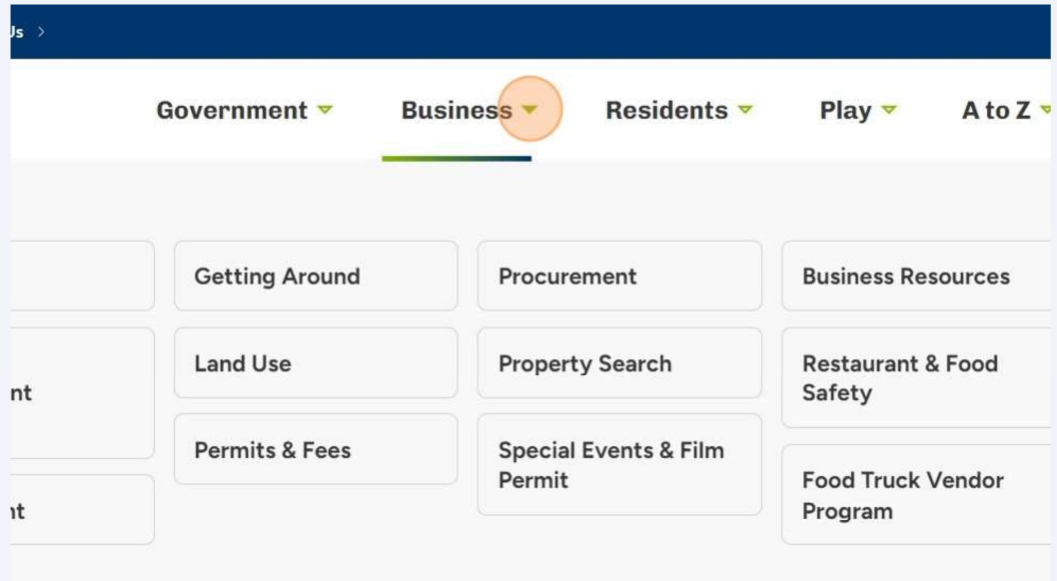
ZONING REVIEW HOW-TO-GUIDE

How to Search Property Information in Norfolk

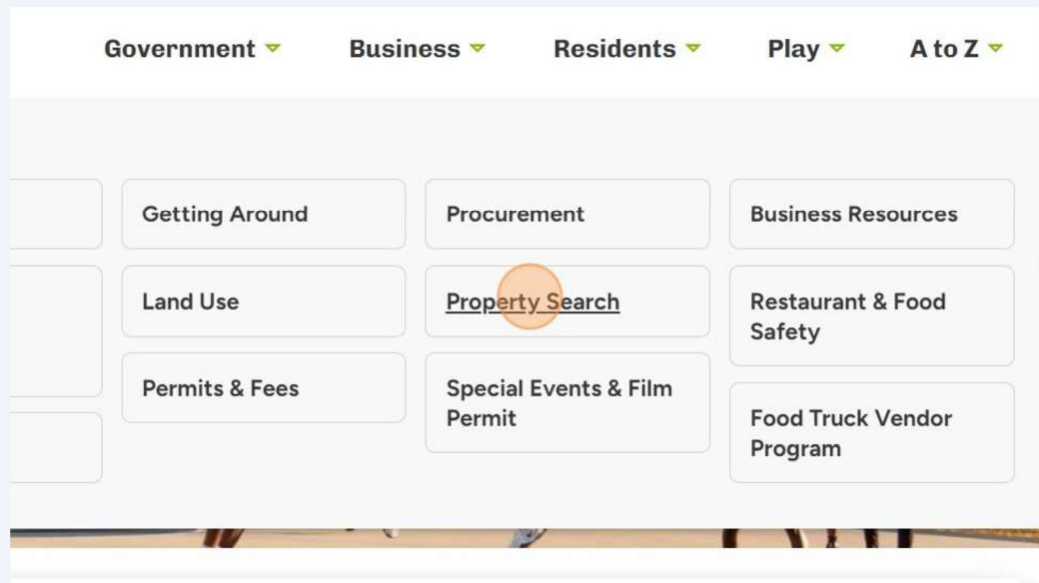


1 Navigate to <https://www.norfolk.gov/>

2 Click "Business"



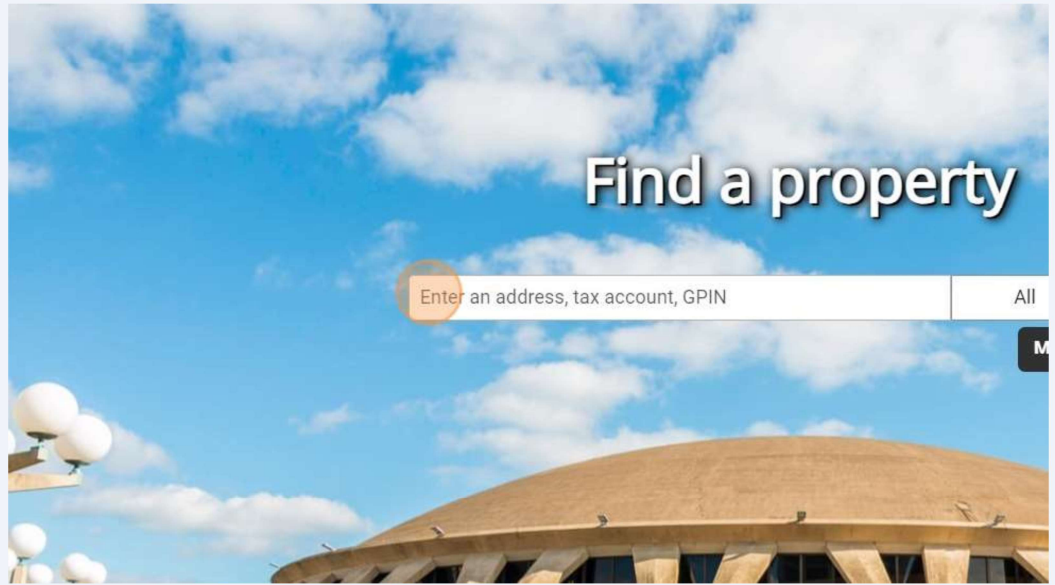
3 Click "Property Search"



4 Click "Property Information (Norfolk AIR)"

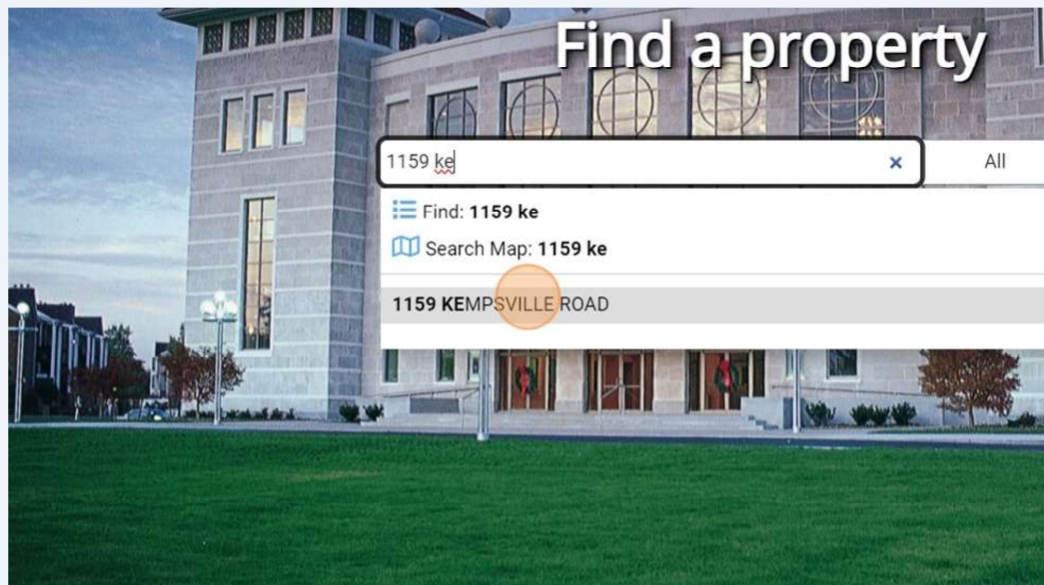


5 Click the "Search for Property:" field.



6 Type an address in the search field

- 7 Click on the address when it pops up



- 8 Determine the square footage of the property under "Parcel Approximate Area (Sq Ft)"

Account Number	45778788	City	17
Parent Account	-	Neighborhood	26
Owner Name	Woodberry, Dewayne Et Al	Property Address	11
Property Use	S/F Detached	Building(s)	RC
Plate	1341	House Plate Number	33
Mailing Address	1159 Kempsville Rd Norfolk VA 23502-2634	Legal Description	11
Parcel Approximate Area (Sq Ft)	18,549 sqft	Parcel Approximate Acreage	0.

Residential Property

▼ BUILDING - R01 - 41 NEWER CONVENTIONAL 1 STORY

Building Type	41 Newer conventional 1 story
---------------	-------------------------------

9

Determine if there is already a CUP at the address under the Zoning Section-Conditional Use Permit(s)

GEM Property	No		
Zoning			
Zone(s)	SF-4		
Overlay District(s)*			
Conditional Use Permit(s)			
Conditional Zone(s)			
CBPA Resource Protection Area	No		
CBPA Intensely Developed Area	No		
Historic District Name	NA	Historic District Type	NA

Refer to the table below to determine the appropriate steps to take regarding the property:

**(Less than 5,000 sqft, 4 MAX; CUP not allowed)
(5,000 sqft - 6,000 sqft, 4 MAX; CUP for 5-9)
(Over 6,000 sqft, 9 MAX; CUP never needed)
(Over 10,000 sqft, 9 MAX or CUP for up to 12)

*****PLEASE NOTE:**
Apartments, Duplexes, and Townhomes will always follow the less than 5,000sqft rules with a MAX of 4 and no CUP allowed.***

If the property is less than 5,000 sq ft, the provider can for 4 children max. CUP is not allowed for more.

For properties between 6,000 sq ft to 9,999 sq ft, 9 children is the MAX, CUP is not allowed for more.

Only two conditions allow for a CUP:

1. Either the property is between 5,000 to 6,000 sq. ft. and the provider wants to care for up to 9 children, OR
2. The property is over 10,000 sqft and the provider wants to care for up to 12 children.