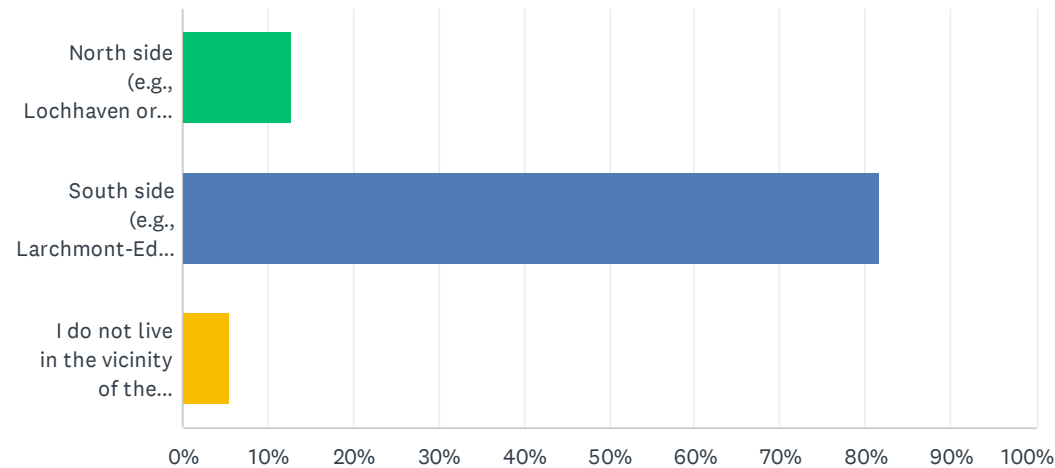


# Q1 Which side of the Lafayette River Bridge do you live on?

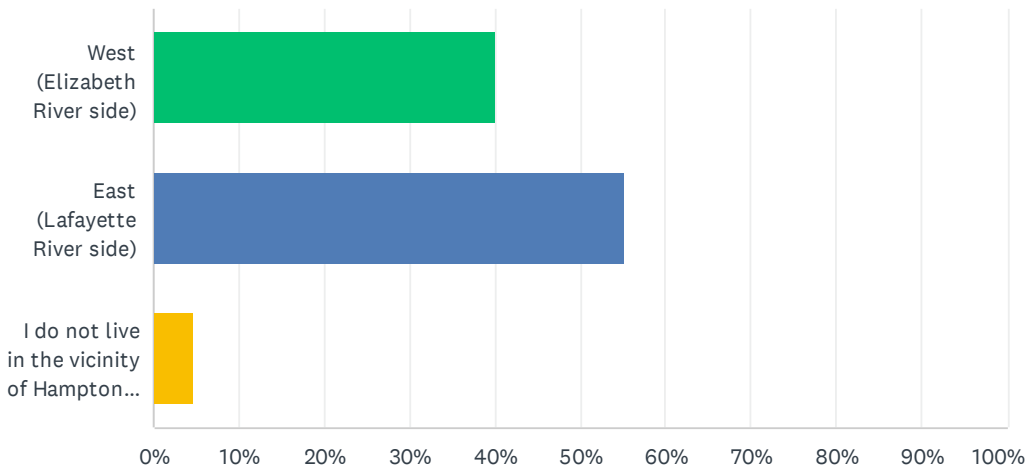
Answered: 272 Skipped: 0



ANSWER CHOICES	RESPONSES	
North side (e.g., Lochhaven or Meadowbrook)	12.87%	35
South side (e.g., Larchmont-Edgewater)	81.62%	222
I do not live in the vicinity of the Lafayette River Bridge	5.51%	15
TOTAL		272

Q2 Which side of Hampton Boulevard do you live on?

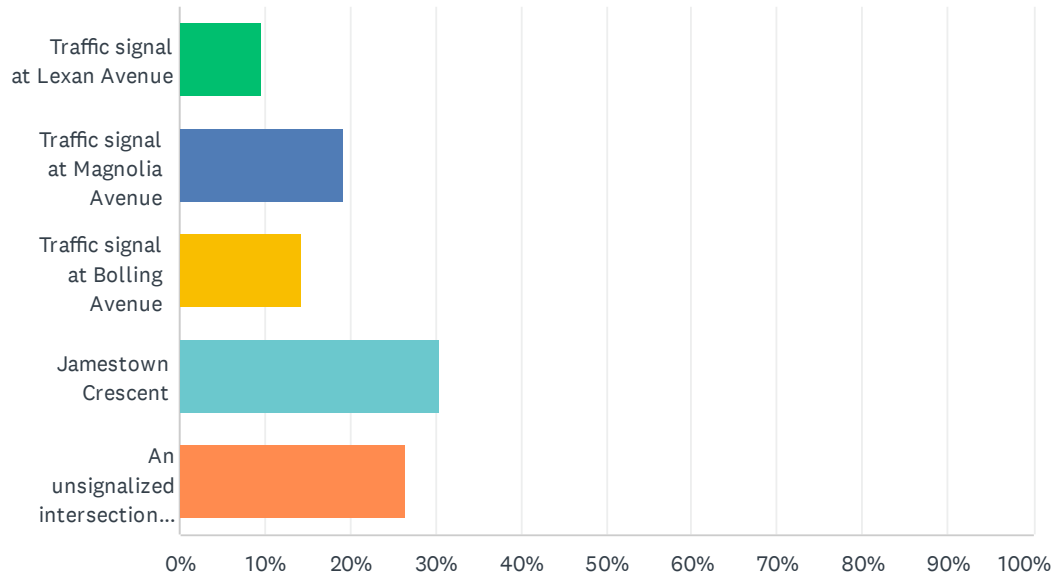
Answered: 272    Skipped: 0



ANSWER CHOICES	RESPONSES	
West (Elizabeth River side)	40.07%	109
East (Lafayette River side)	55.15%	150
I do not live in the vicinity of Hampton Boulevard	4.78%	13
TOTAL		272

### Q3 When driving, where on Hampton Boulevard do you typically leave the neighborhood?

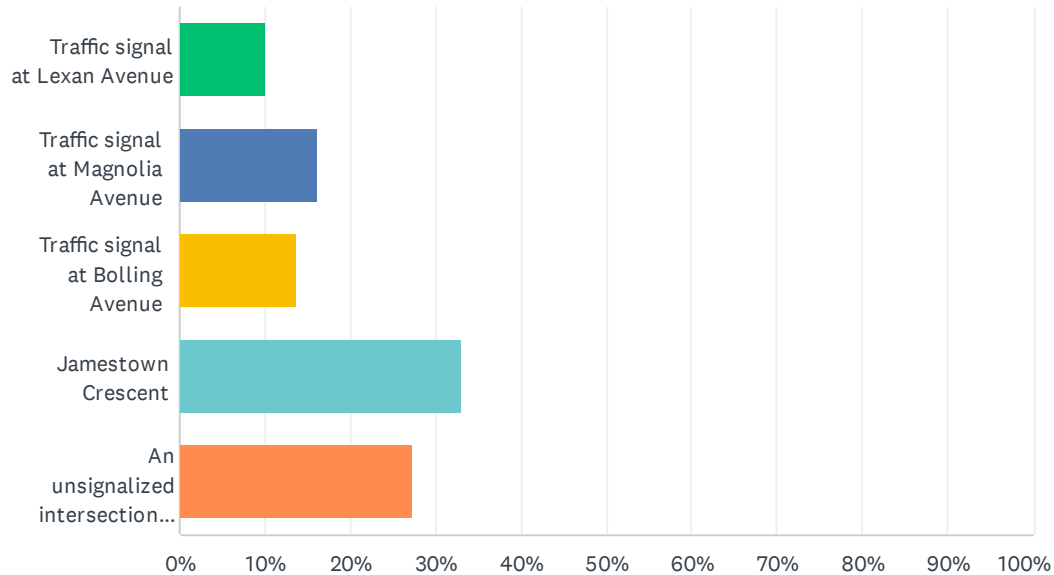
Answered: 272 Skipped: 0



ANSWER CHOICES	RESPONSES	
Traffic signal at Lexan Avenue	9.56%	26
Traffic signal at Magnolia Avenue	19.12%	52
Traffic signal at Bolling Avenue	14.34%	39
Jamestown Crescent	30.51%	83
An unsignalized intersection (e.g. Surrey Crescent) or OTHER (please specify)	26.47%	72
TOTAL		272

## Q4 When driving, where on Hampton Boulevard do you typically turn to enter the neighborhood?

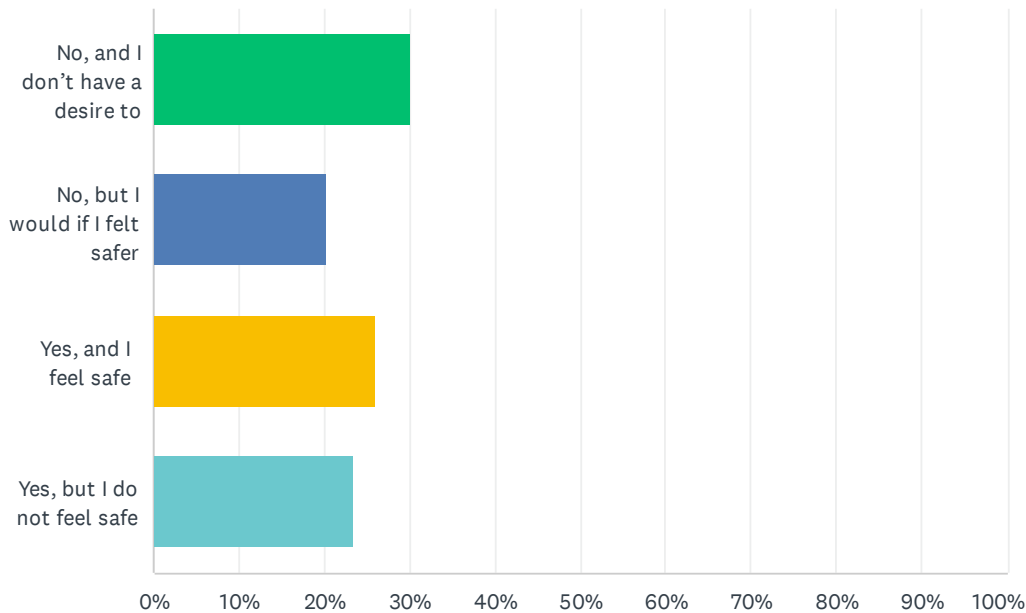
Answered: 272 Skipped: 0



ANSWER CHOICES	RESPONSES	
Traffic signal at Lexan Avenue	9.93%	27
Traffic signal at Magnolia Avenue	16.18%	44
Traffic signal at Bolling Avenue	13.60%	37
Jamestown Crescent	33.09%	90
An unsignalized intersection (e.g. Surrey Crescent) or OTHER (please specify)	27.21%	74
TOTAL		272

Q5 Do you walk on the sidewalk along Hampton Boulevard as a pedestrian?

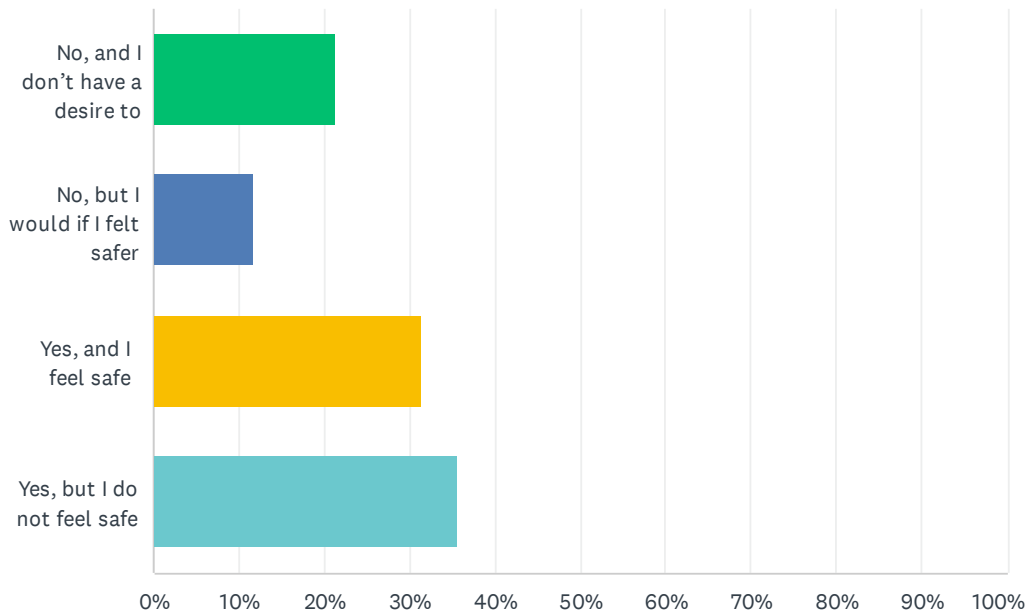
Answered: 272 Skipped: 0



ANSWER CHOICES	RESPONSES	
No, and I don't have a desire to	30.15%	82
No, but I would if I felt safer	20.22%	55
Yes, and I feel safe	26.10%	71
Yes, but I do not feel safe	23.53%	64
TOTAL		272

## Q6 Do you cross Hampton Boulevard as a pedestrian?

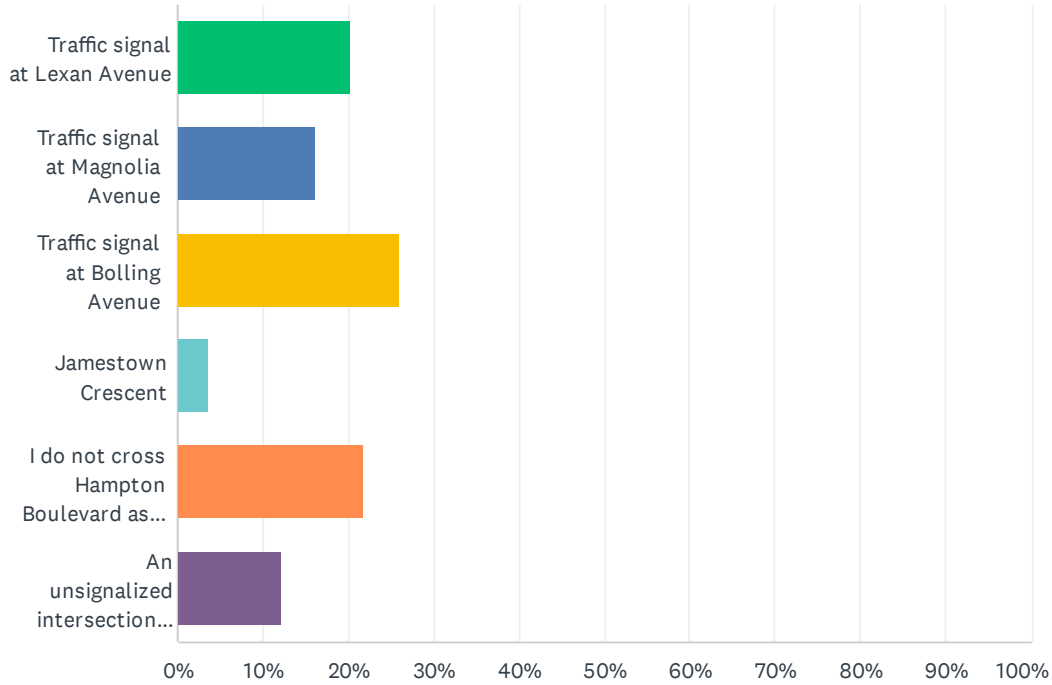
Answered: 272 Skipped: 0



ANSWER CHOICES	RESPONSES	
No, and I don't have a desire to	21.32%	58
No, but I would if I felt safer	11.76%	32
Yes, and I feel safe	31.25%	85
Yes, but I do not feel safe	35.66%	97
TOTAL		272

## Q7 Where on Hampton Boulevard do you typically cross the street as pedestrian?

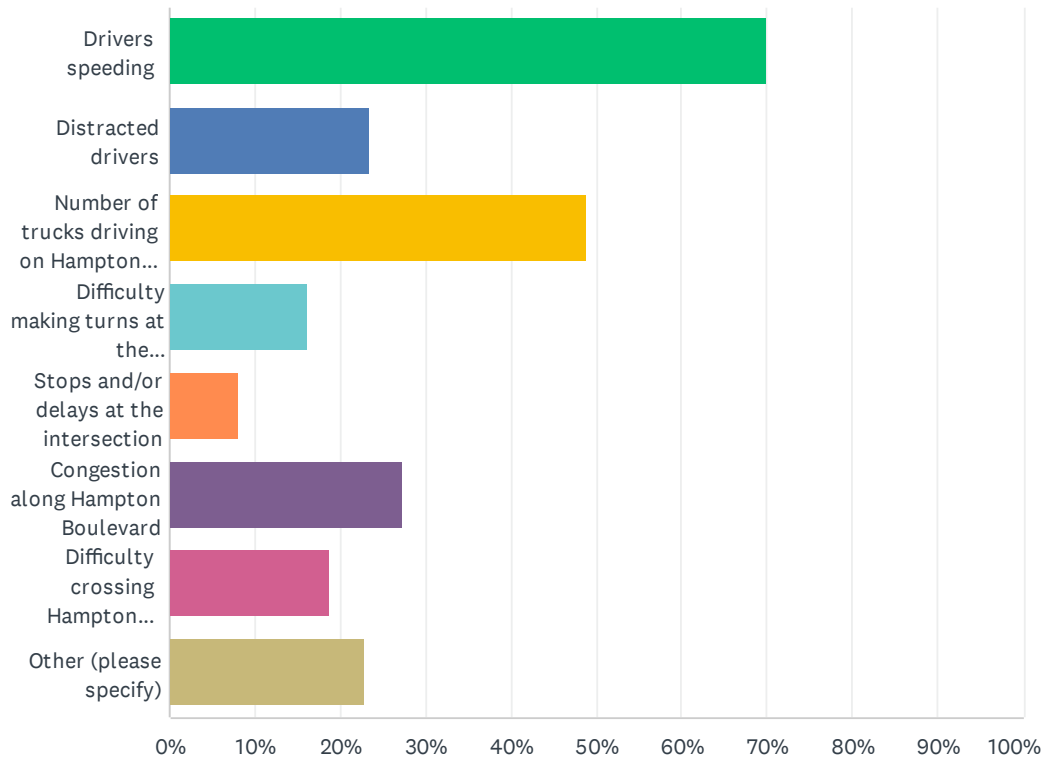
Answered: 272 Skipped: 0



ANSWER CHOICES	RESPONSES	
Traffic signal at Lexan Avenue	20.22%	55
Traffic signal at Magnolia Avenue	16.18%	44
Traffic signal at Bolling Avenue	26.10%	71
Jamestown Crescent	3.68%	10
I do not cross Hampton Boulevard as a pedestrian	21.69%	59
An unsignalized intersection (e.g. Surrey Crescent) or OTHER (please specify)	12.13%	33
<b>TOTAL</b>		<b>272</b>

## Q8 Do you have any specific transportation and/or safety concerns with the Hampton Boulevard intersection at Jamestown Crescent and Richmond Crescent / Hanover Avenue? (Choose up to THREE).

Answered: 272 Skipped: 0

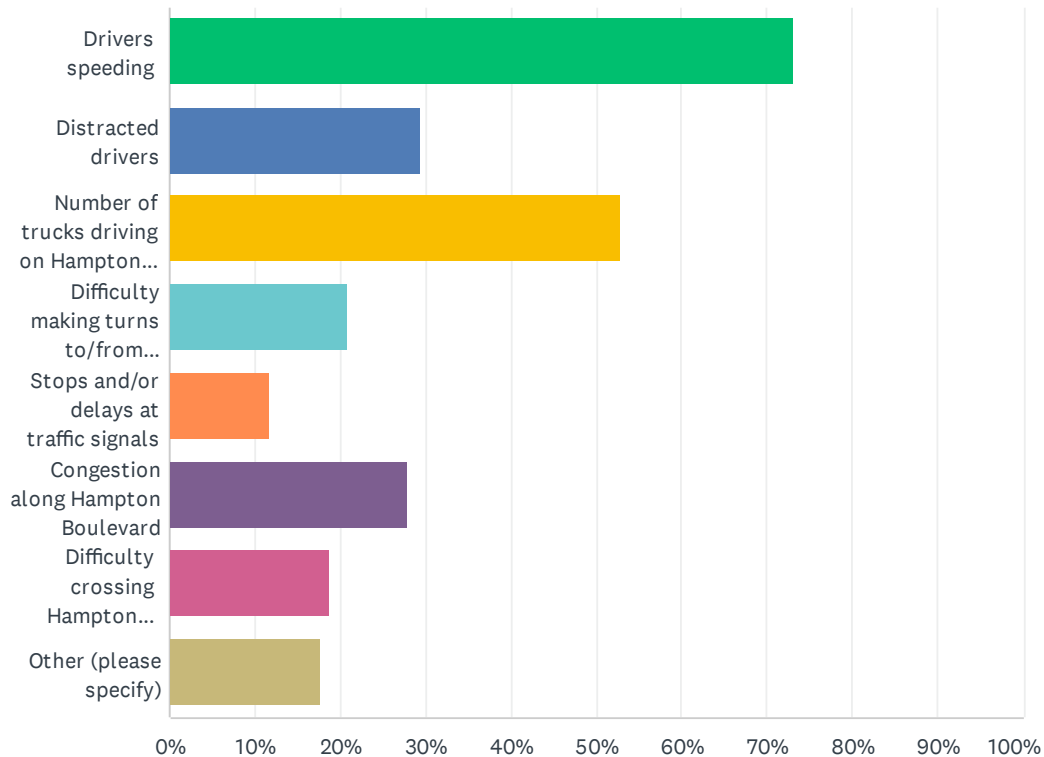


ANSWER CHOICES	RESPONSES	
Drivers speeding	69.85%	190
Distracted drivers	23.53%	64
Number of trucks driving on Hampton Boulevard	48.90%	133
Difficulty making turns at the intersection	16.18%	44
Stops and/or delays at the intersection	8.09%	22
Congestion along Hampton Boulevard	27.21%	74
Difficulty crossing Hampton Boulevard as a pedestrian	18.75%	51
Other (please specify)	22.79%	62
Total Respondents: 272		



## Q9 Do you have any specific transportation and/or safety concerns along the rest of the Hampton Boulevard corridor between Magnolia Avenue and the Lafayette River Bridge?

Answered: 272 Skipped: 0



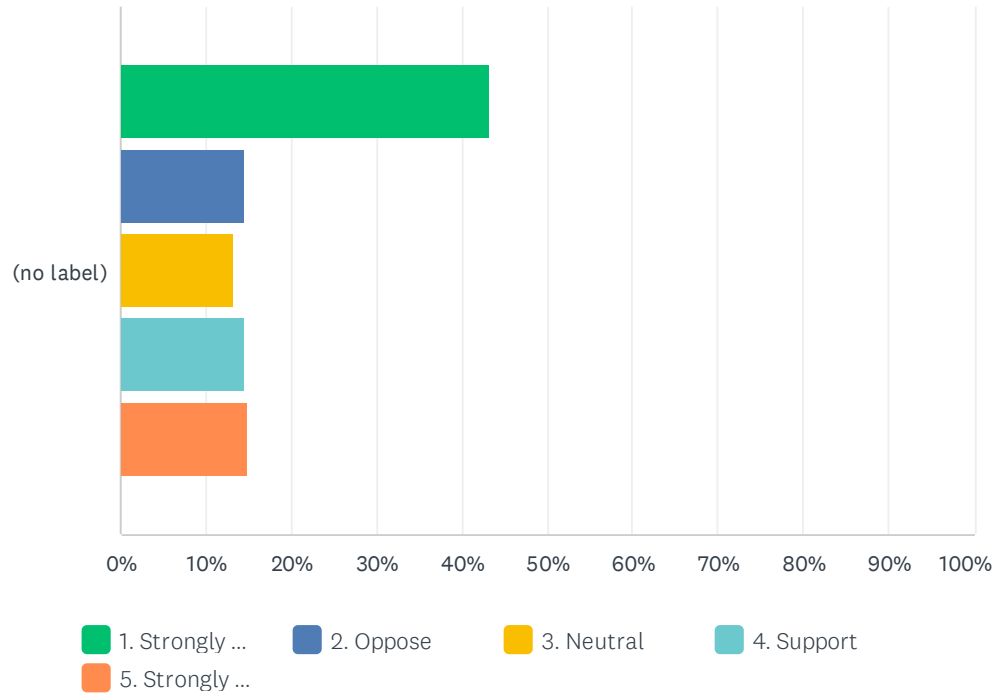
ANSWER CHOICES	RESPONSES	
Drivers speeding	73.16%	199
Distracted drivers	29.41%	80
Number of trucks driving on Hampton Boulevard	52.94%	144
Difficulty making turns to/from neighborhood streets	20.96%	57
Stops and/or delays at traffic signals	11.76%	32
Congestion along Hampton Boulevard	27.94%	76
Difficulty crossing Hampton Boulevard as a pedestrian	18.75%	51
Other (please specify)	17.65%	48
Total Respondents: 272		

**Q10 (Optional) Do you have any other specific transportation and/or safety concerns in the Hampton Boulevard corridor between Magnolia Avenue and the Lafayette River Bridge? Please be as specific as possible with locations.**

Answered: 116   Skipped: 156

Q11 Please rate this treatment on a scale of 1 to 5, with 1 being strongly oppose, 3 being neutral, and 5 being strongly support.

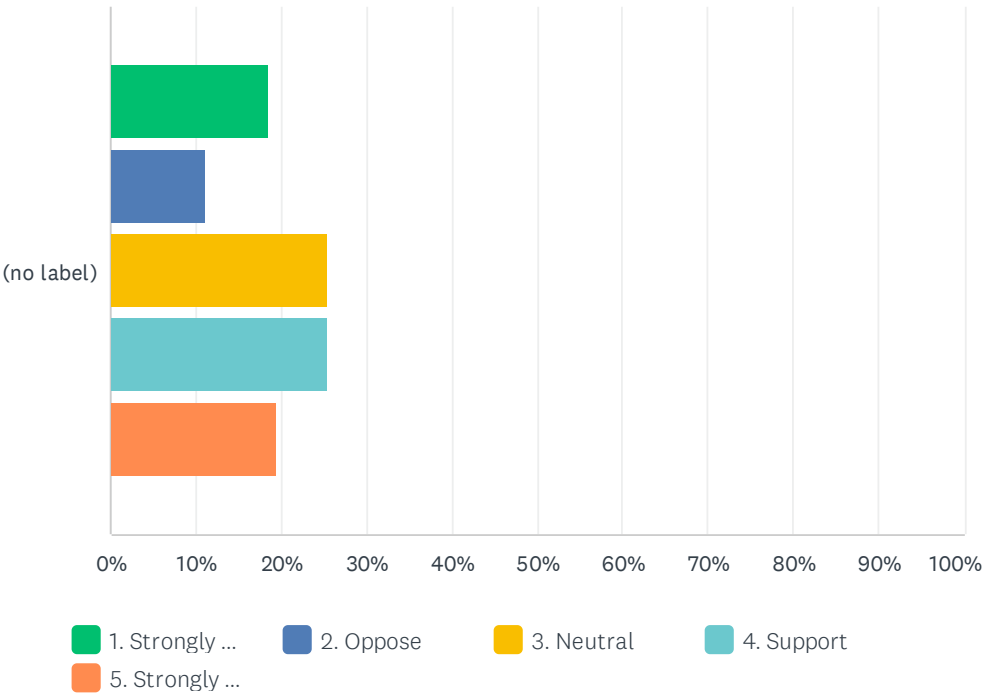
Answered: 236 Skipped: 36



	1. STRONGLY OPPOSE	2. OPPOSE	3. NEUTRAL	4. SUPPORT	5. STRONGLY SUPPORT	TOTAL	WEIGHTED AVERAGE
(no label)	43.22% 102	14.41% 34	13.14% 31	14.41% 34	14.83% 35	236	0.00

Q12 Please rate this treatment on a scale of 1 to 5, with 1 being strongly oppose, 3 being neutral, and 5 being strongly support.

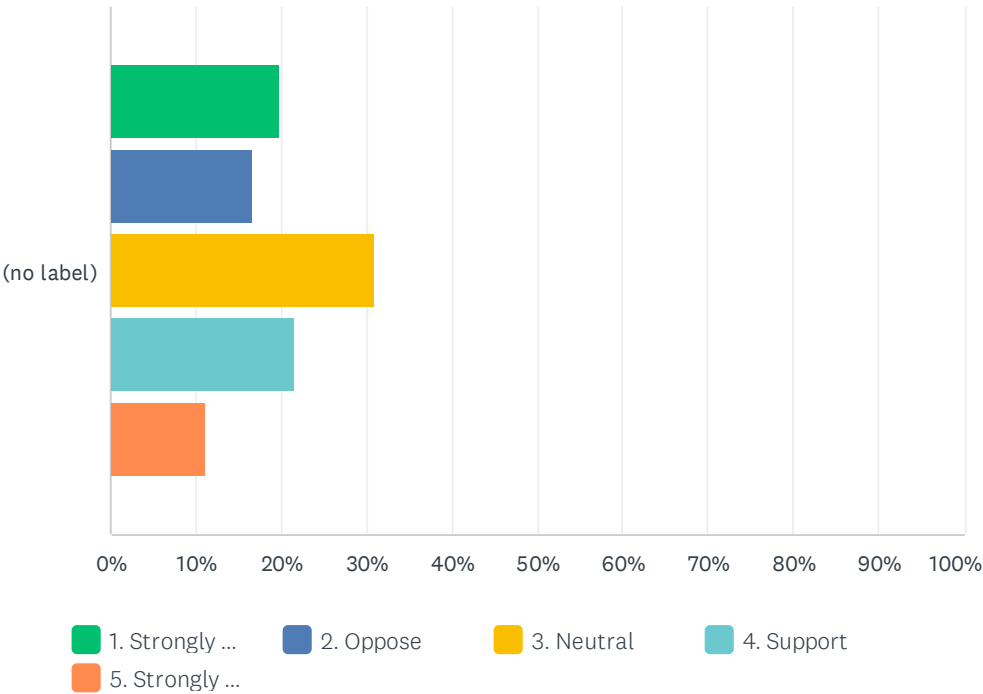
Answered: 236    Skipped: 36



	1. STRONGLY OPPOSE	2. OPPOSE	3. NEUTRAL	4. SUPPORT	5. STRONGLY SUPPORT	TOTAL	WEIGHTED AVERAGE
(no label)	18.64% 44	11.02% 26	25.42% 60	25.42% 60	19.49% 46	236	0.00

Q13 Please rate this treatment on a scale of 1 to 5, with 1 being strongly oppose, 3 being neutral, and 5 being strongly support.

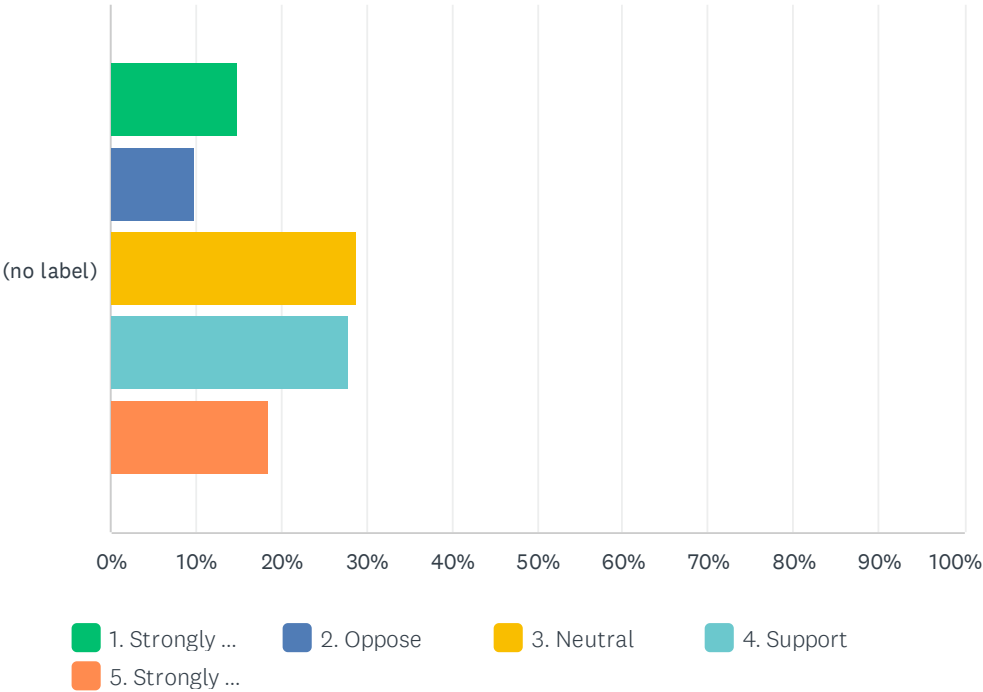
Answered: 236    Skipped: 36



	1. STRONGLY OPPOSE	2. OPPOSE	3. NEUTRAL	4. SUPPORT	5. STRONGLY SUPPORT	TOTAL	WEIGHTED AVERAGE
(no label)	19.92% 47	16.53% 39	30.93% 73	21.61% 51	11.02% 26	236	0.00

Q14 Please rate this treatment on a scale of 1 to 5, with 1 being strongly oppose, 3 being neutral, and 5 being strongly support.

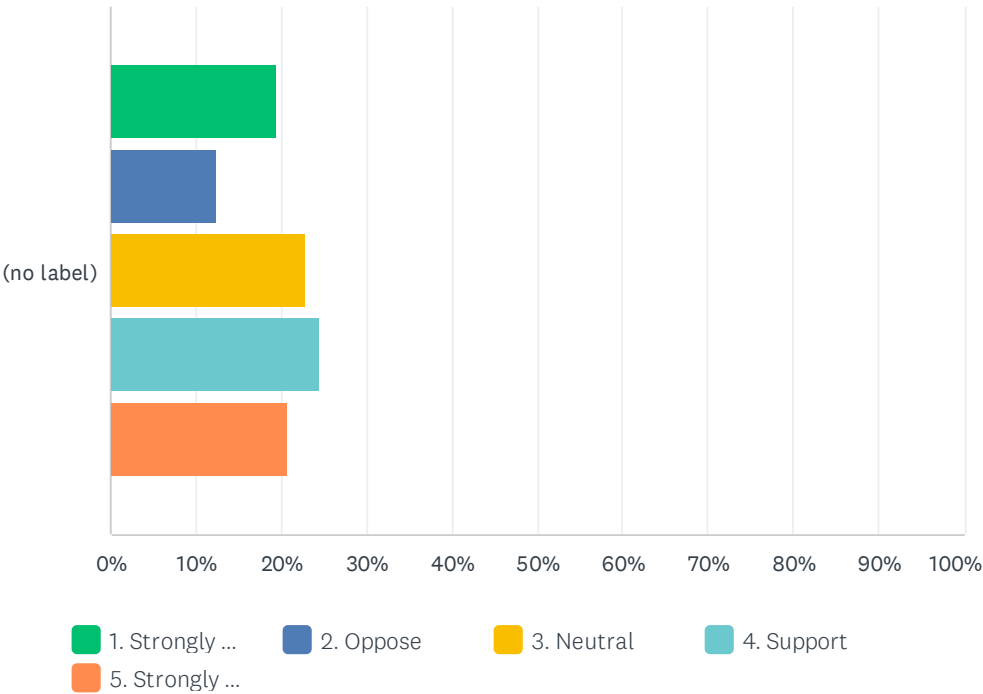
Answered: 236    Skipped: 36



	1. STRONGLY OPPOSE	2. OPPOSE	3. NEUTRAL	4. SUPPORT	5. STRONGLY SUPPORT	TOTAL	WEIGHTED AVERAGE
(no label)	14.83% 35	9.75% 23	28.81% 68	27.97% 66	18.64% 44	236	0.00

Q15 Please rate this treatment on a scale of 1 to 5, with 1 being strongly oppose, 3 being neutral, and 5 being strongly support.

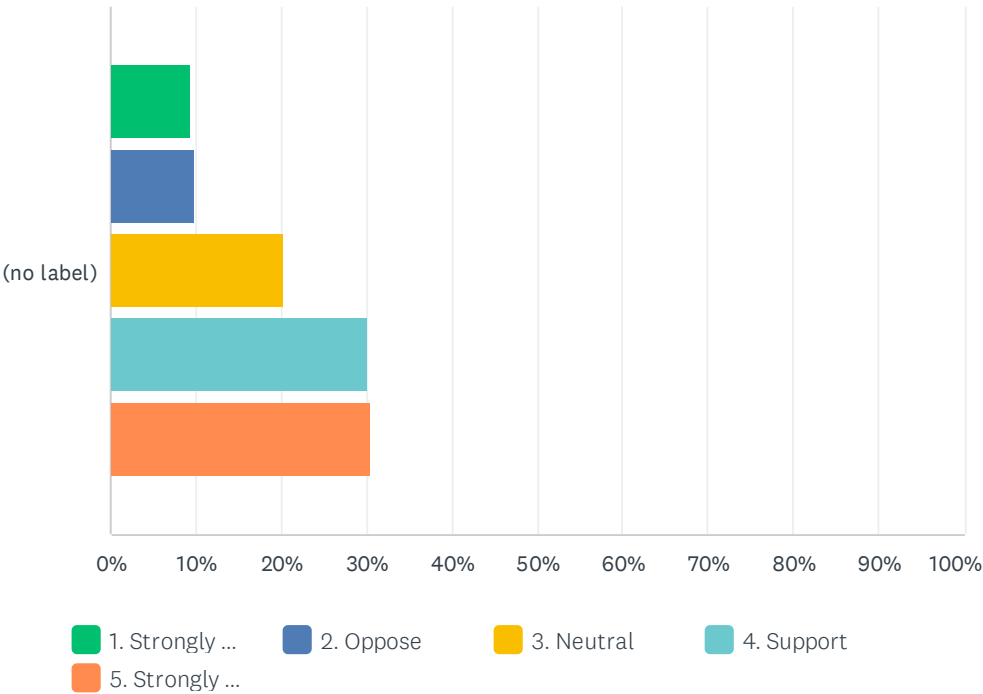
Answered: 236    Skipped: 36



	1. STRONGLY OPPOSE	2. OPPOSE	3. NEUTRAL	4. SUPPORT	5. STRONGLY SUPPORT	TOTAL	WEIGHTED AVERAGE
(no label)	19.49% 46	12.29% 29	22.88% 54	24.58% 58	20.76% 49	236	0.00

Q16 Please rate this treatment on a scale of 1 to 5, with 1 being strongly oppose, 3 being neutral, and 5 being strongly support.

Answered: 236    Skipped: 36

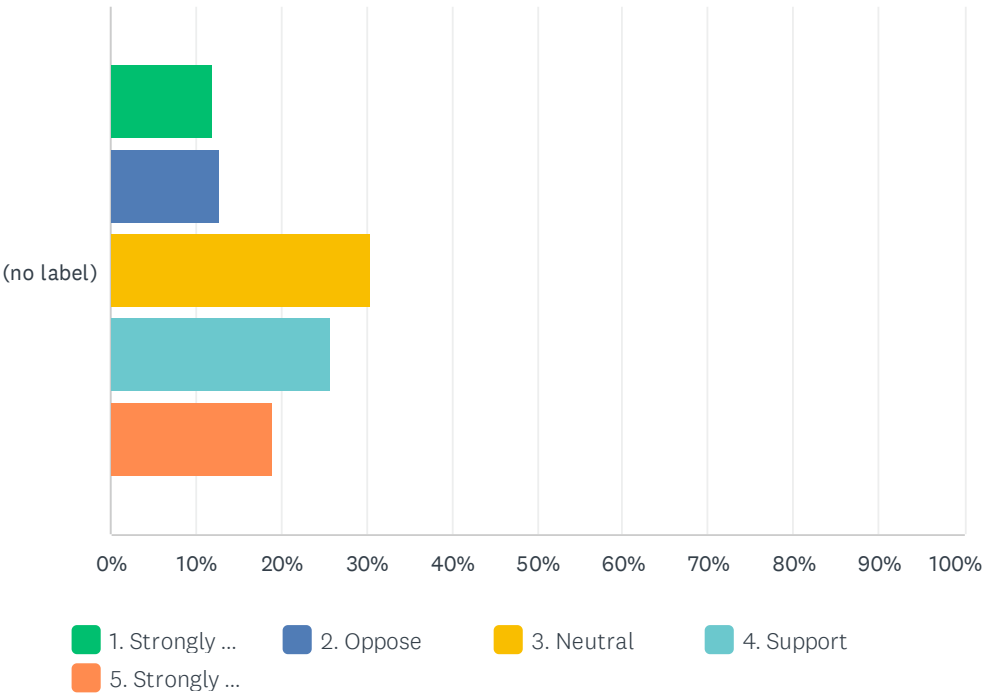


	1. STRONGLY OPPOSE	2. OPPOSE	3. NEUTRAL	4. SUPPORT	5. STRONGLY SUPPORT	TOTAL	WEIGHTED AVERAGE
(no label)	9.32% 22	9.75% 23	20.34% 48	30.08% 71	30.51% 72	236	0.00



Q17 Please rate this treatment on a scale of 1 to 5, with 1 being strongly oppose, 3 being neutral, and 5 being strongly support.

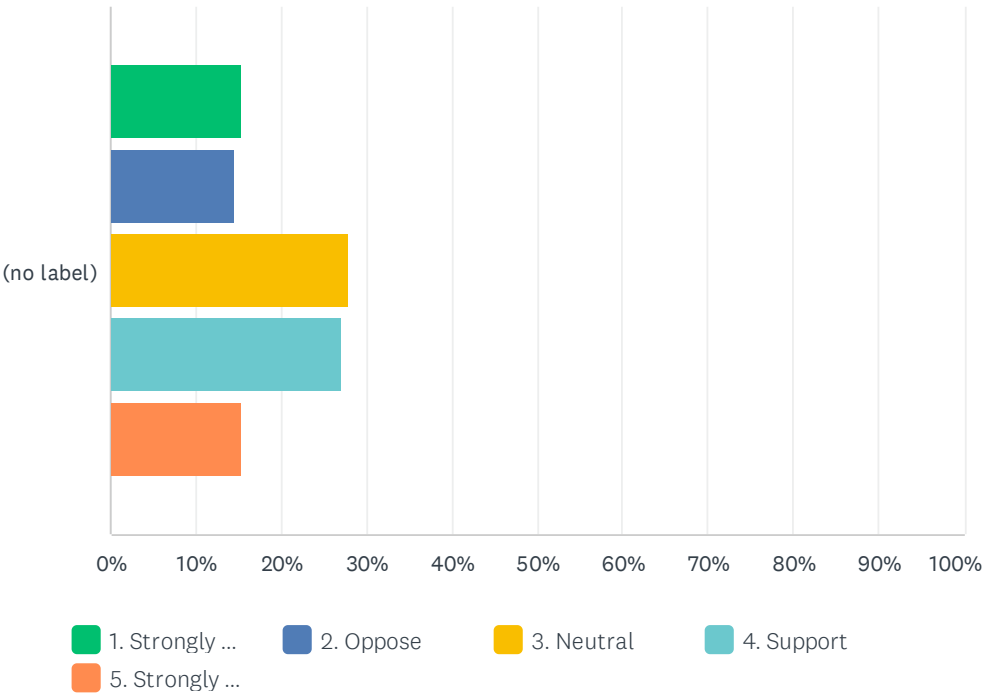
Answered: 236    Skipped: 36



	1. STRONGLY OPPOSE	2. OPPOSE	3. NEUTRAL	4. SUPPORT	5. STRONGLY SUPPORT	TOTAL	WEIGHTED AVERAGE
(no label)	11.86% 28	12.71% 30	30.51% 72	25.85% 61	19.07% 45	236	0.00

Q18 Please rate this treatment on a scale of 1 to 5, with 1 being strongly oppose, 3 being neutral, and 5 being strongly support.

Answered: 236    Skipped: 36



	1. STRONGLY OPPOSE	2. OPPOSE	3. NEUTRAL	4. SUPPORT	5. STRONGLY SUPPORT	TOTAL	WEIGHTED AVERAGE
(no label)	15.25% 36	14.41% 34	27.97% 66	27.12% 64	15.25% 36	236	0.00

**Q19 Please provide any additional comments or feedback you may have on the potential improvements and treatments. For example, are there additional improvements that should be considered?**

Answered: 90   Skipped: 182

**Q20 Do you have any other comments or suggestions regarding transportation and/or safety in the Hampton Boulevard corridor?**

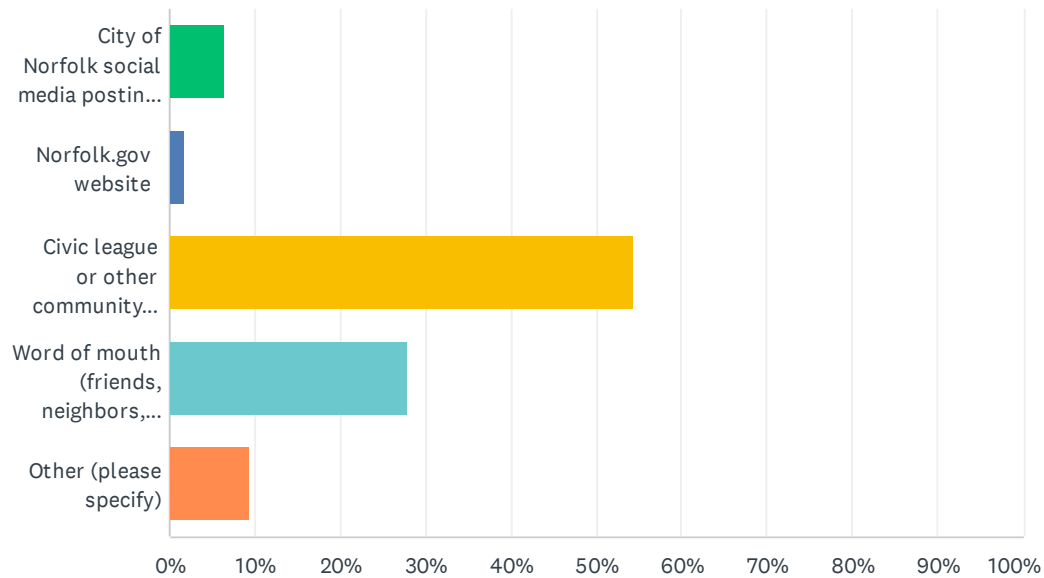
Answered: 100   Skipped: 172

## Q21 What is the ZIP Code where you live?

Answered: 233   Skipped: 39

## Q22 How did you hear about this survey and/or the public workshop?

Answered: 232 Skipped: 40



ANSWER CHOICES	RESPONSES	
City of Norfolk social media posting (Facebook, Instagram, Twitter, Nextdoor, etc.)	6.47%	15
Norfolk.gov website	1.72%	4
Civic league or other community organization	54.31%	126
Word of mouth (friends, neighbors, etc.)	28.02%	65
Other (please specify)	9.48%	22
TOTAL		232

Q23 If you would like to receive notices about this project and other public input opportunities, please provide your email address below.

Answered: 107   Skipped: 165